

STATE OF DELAWARE

This Copy is for information only.
You must request a CD from
DeIDOT in order to bid.



DEPARTMENT OF TRANSPORTATION

BID PROPOSAL

for

CONTRACT T201220004.01

FEDERAL AID PROJECT NO. ETEA-2012(04)

OLD LANCASTER PIKE PEDESTRIAN BRIDGE PLACEMENT

NEW CASTLE COUNTY

ADVERTISEMENT DATE: August 17, 2015

COMPLETION TIME: 152 Calendar Days

SPECIFICATIONS FOR ROAD AND BRIDGE CONSTRUCTION
DELAWARE DEPARTMENT OF TRANSPORTATION
AUGUST 2001

Bids will be received in the Bidder's Room at the Delaware Department of Transportation's Administration Building, 800 Bay Road, Dover, Delaware until 2:00 P.M. local time **September 15, 2015**

Contract No.T201220004.01
Federal Aid Project No. ETEA-2012(04)

OLD LANCASTER PIKE PEDESTRIAN BRIDGE PLACEMENT
NEW CASTLE COUNTY

GENERAL DESCRIPTION

LOCATION

These improvements are located in NEW CASTLE County more specifically shown on the Location Map(s) of the enclosed Plans.

DESCRIPTION

The improvements consist of furnishing all labor and materials for the construction of 2 Pedestrian Bridges along Old Lancaster Pike, and other incidental construction in accordance with the location, notes and details shown on the plans and as directed by the Engineer.

COMPLETION TIME

All work on this contract must be complete within 152 Calendar Days. The Contract Time includes an allowance for 24 Weather Days. It is the Department's intent to issue a Notice to Proceed such that work starts on or about February 3, 2016.

PROSPECTIVE BIDDERS NOTES:

1. BIDDERS MUST BE REGISTERED with DelDOT and request a cd of the official plans and specifications in order to submit a bid. Contact DelDOT at dot-ask@state.de.us, or (302) 760-2031.
2. QUESTIONS regarding this project are to be e-mailed to dot-ask@state.de.us no less than six business days prior to the proposal opening date in order to receive a response. Please include T201220004.01 in the subject line. Responses to inquiries are posted on-line at <http://www.bids.delaware.gov>.
3. This project incorporates the electronic bidding system **Expedite, version 5.9a**. Bidders wishing to use the electronic bidding option will find the installation file on the plan holders bid file disk. The installation file and instructions are also available on DelDOT's Website at: http://www.deldot.gov/information/business/bids/const_proj_bid_info.shtml.
4. Each proposal must be accompanied by a deposit of either surety bond or security for a sum equal to at least 10% of the bid.
5. No retainage will be withheld on this contract.
6. The Department's External Complaint Procedure can be viewed on DelDOT's Website at: <http://www.deldot.gov/information/business/>, or you may request a copy by calling (302) 760-2555.
7. **SPECIFICATIONS:** New Supplemental Specifications to the August 2001 Standard Specifications were issued November 24, 2014 and apply to this project. They can be [viewed here](#). The Department is currently updating the August 2001 Specifications for Road and Bridge Construction. Through this update, some Divisions were renumbered and some new ones were created and added. The **Specifications Note** document is for the use by the bidders to reference the new numbers to the past numbers used for bidding purposes on previous Department contracts.
8. **PLEASE NOTE** the requirements of special provision 'Changes to Project Documents During Advertisement' have moved to Supplemental Specifications, the special provision is no longer needed.
9. **PLEASE NOTE** federal requirements for the DBE program under [49CFR §26.53\(b\)\(3\)\(i\)\(B\)](#) have changed effective November 3, 2014. Submission of DBE participation information is now required from the lowest apparent bidder no later than seven (7) days after bid opening (*formerly 10 days*).

Contract No.T201220004.01
CONSTRUCTION ITEMS UNITS OF MEASURE

English Code	English Description	Multiply By	Metric Code	Metric Description	Suggested CEC Metric Code
ACRE	Acre	0.4047	ha	Hectare	HECTARE
BAG	Bag	N/A	Bag	Bag	BAG
C.F.	Cubic Foot	0.02832	m ³	Cubic Meter	M3
C.Y.	Cubic Yard	0.7646	m ³	Cubic Meter	M3
EA-DY	Each Day	N/A	EA-DY	Each Day	EA-DY
EA-MO	Each Month	N/A	EA-MO	Each Month	EA-MO
EA/NT	Each Night	N/A	EA-NT	Each Night	EA/NT
EACH	Each	N/A	EA	Each	EACH
GAL	Gallon	3.785	L	Liter	L
HOUR	Hour	N/A	h	Hour	HOUR
INCH	Inch	25.4	mm	Millimeter	MM
L.F.	Linear Foot	0.3048	m	Linear Meter	L.M.
L.S.	Lump Sum	N/A	L.S.	Lump Sum	L.S.
LA-MI	Lane Mile	1.609	LA-km	Lane-Kilometer	LA-KM
LB	Pound	0.4536	kg	Kilogram	KG
MFBM	Thousand Feet of Board Measure	2.3597	m ³	Cubic Meter	M3
MGAL	Thousand Gallons	3.785	kL	Kiloliter	KL
MILE	Mile	1.609	km	Kilometer	KM
S.F.	Square Foot	0.0929	m ²	Square Meter	M2
S.Y.	Square Yard	0.8361	m ²	Square Meter	M2
SY-IN	Square Yard-Inch	0.8495	m ² -25 mm	Square Meter-25 Millimeter	M2-25 MM
TON	Ton	.9072	t	Metric Ton (1000kg)	TON
N.A.*	Kip	4.448	kN	Kilonewton	N.A.*
N.A.*	Thousand Pounds per Square Inch	6.895	MPa	Megapascal	N.A.*

*Not used for units of measurement for payment.

TABLE OF CONTENTS

GENERAL DESCRIPTION.....	<u>i</u>
LOCATION.....	<u>i</u>
DESCRIPTION.....	<u>i</u>
COMPLETION TIME.....	<u>i</u>
PROSPECTIVE BIDDERS NOTES.....	<u>i</u>
CONSTRUCTION ITEMS UNITS OF MEASURE.....	<u>ii</u>
GENERAL NOTICES.....	<u>1</u>
SPECIFICATIONS.....	<u>1</u>
CLARIFICATIONS.....	<u>1</u>
ATTESTING TO NON-COLLUSION.....	<u>1</u>
QUANTITIES.....	<u>1</u>
PREFERENCE FOR DELAWARE LABOR.....	<u>1</u>
EQUALITY OF EMPLOYMENT OPPORTUNITY ON PUBLIC WORKS.....	<u>1</u>
TAX CLEARANCE.....	<u>2</u>
LICENSE.....	<u>2</u>
DIFFERING SITE CONDITIONS.....	<u>2</u>
CONFLICT WITH FEDERAL STATUTES OR REGULATIONS.....	<u>3</u>
FEDERAL LABOR AND EMPLOYMENT REQUIREMENTS.....	<u>3</u>
CONVICT PRODUCED MATERIALS:.....	<u>3</u>
TO REPORT BID RIGGING ACTIVITIES.....	<u>4</u>
NOTICE OF REQUIREMENT FOR AFFIRMATIVE ACTION.....	<u>5</u>
STANDARD FEDERAL EQUAL EMPLOYMENT OPPORTUNITY.....	<u>6</u>
TRAINING SPECIAL PROVISIONS.....	<u>9</u>
INTERMODAL SURFACE TRANSPORTATION EFFICIENCY ACT.....	<u>10</u>
DISADVANTAGED BUSINESS ENTERPRISE (DBE) PROGRAM SPECIFICATION.....	<u>10</u>
CRITICAL DBE REQUIREMENTS.....	<u>12</u>
GUIDANCE FOR GOOD FAITH EFFORT.....	<u>13</u>
REQUIRED CONTRACT PROVISIONS - FEDERAL-AID CONSTRUCTION CONTRACTS....	<u>15</u>
I. GENERAL.....	<u>15</u>
II. NONDISCRIMINATION.....	<u>15</u>
III. NONSEGREGATED FACILITIES.....	<u>19</u>
IV. DAVIS-BACON AND RELATED ACT PROVISIONS.....	<u>19</u>
VI. SUBLETTING OR ASSIGNING THE CONTRACT.....	<u>24</u>
VII. SAFETY: ACCIDENT PREVENTION.....	<u>25</u>
VIII. FALSE STATEMENTS CONCERNING HIGHWAY PROJECTS.....	<u>26</u>
X. CERTIFICATION REGARDING DEBARMENT, SUSPENSION, INELIGIBILITY.....	<u>26</u>
XI. CERTIFICATION REGARDING USE OF CONTRACT FUNDS FOR LOBBYING.....	<u>29</u>
APPENDICES TO THE TITLE VI ASSURANCE.....	<u>30</u>
PREVAILING WAGES.....	<u>32</u>
PREVAILING WAGE REQUIREMENTS.....	<u>32</u>
APPLICABILITY OF DAVIS-BACON LABOR STANDARD PROVISIONS TO FLAGGERS.....	<u>36</u>
ALL AGENCY MEMORANDUM NO. 130.....	<u>36</u>
SUPPLEMENTAL SPECIFICATIONS.....	<u>38</u>
SPECIAL PROVISIONS.....	<u>39</u>
CONSTRUCTION ITEM NUMBERS.....	<u>40</u>
401502 - ASPHALT CEMENT COST ADJUSTMENT.....	<u>41</u>
401699 - QUALITY CONTROL/QUALITY ASSURANCE OF BITUMINOUS CONCRETE....	<u>42</u>
401752 – SAFETY EDGE FOR ROADWAY PAVEMENT.....	<u>55</u>
401821 - BITUMINOUS CONCRETE, SUPERPAVE, TYPE C, 160 GYRATIONS, PG 64-22, PATCHING.....	<u>56</u>
401822 - BITUMINOUS CONCRETE, SUPERPAVE, TYPE B, 160 GYRATIONS, PG 64-22, PATCHING.....	<u>56</u>
401823 - BITUMINOUS CONCRETE, SUPERPAVE, BITUMINOUS CONCRETE BASE COURSE, 160 GYRATIONS, PG 64-22, PATCHING.....	<u>56</u>

602579 - DRILLING HOLES AND INSTALLING DOWELS.	<u>68</u>
602586 - REHABILITATION OF CONCRETE STRUCTURE.	<u>69</u>
602646 - SILICONE ACRYLIC CONCRETE SEALER.	<u>71</u>
605579 - PEDESTRIAN STEEL BRIDGE.....	<u>73</u>
610502 - POINTING EXISTING STONE MASONRY.....	<u>75</u>
612502 - PVC PIPE, 6".....	<u>76</u>
612503 - PVC PIPE, 8".....	<u>76</u>
614502 - DUCTILE IRON PIPE 8".	<u>77</u>
614660 - STEEL CASING PIPE, 24".	<u>78</u>
614902 - BYPASS PUMPING OPERATION.	<u>79</u>
705528 - TEMPORARY CURB RAMP.....	<u>83</u>
708663 - INSTALLING SANITARY SEWER MANHOLE, 60" (ADDITIONAL DEPTH > 6')..	<u>84</u>
709518 - SANITARY CLEANOUT.	<u>88</u>
710506 - ADJUST AND REPAIR EXISTING SANITARY MANHOLE.....	<u>89</u>
710509 - INSTALLING MANHOLE OVER EXISTING SANITARY SEWER.....	<u>90</u>
712531 - CHANNEL BED FILL.....	<u>91</u>
715507 - TEMPORARY DRAINAGE PIPE, 36".....	<u>92</u>
743552 - PEDESTRIAN CHANNELIZING BARRICADE SYSTEM.	<u>94</u>
749687 - INSTALLATION OR REMOVAL OF TRAFFIC SIGN ON SINGLE SIGN POST.	<u>96</u>
753501 - INSTALLING SANITARY SEWER, PVC 8".	<u>97</u>
753517 - INSTALLING SANITARY SEWER, PVC 6".	<u>97</u>
753520 - INSTALLING SANITARY SEWER, DIP 8".	<u>97</u>
753501 - INSTALLING SANITARY SEWER, PVC 8".	<u>101</u>
753517 - INSTALLING SANITARY SEWER, PVC 6".	<u>101</u>
753520 - INSTALLING SANITARY SEWER, DIP 8".	<u>101</u>
763501 - CONSTRUCTION ENGINEERING.....	<u>105</u>
763508 - PROJECT CONTROL SYSTEM DEVELOPMENT PLAN.....	<u>109</u>
763509 - CPM SCHEDULE UPDATES AND/OR REVISED UPDATES.	<u>109</u>
UTILITY STATEMENT.....	<u>114</u>
RIGHT OF WAY CERTIFICATE.....	<u>120</u>
ENVIRONMENTAL STATEMENT.....	<u>121</u>
RAILROAD STATEMENT.....	<u>125</u>
BID PROPOSAL FORMS.....	<u>126</u>
CERTIFICATION.....	<u>137</u>
BID BOND.....	<u>139</u>

GENERAL NOTICES

SPECIFICATIONS:

The specifications entitled "Delaware Standard Specifications for Road and Bridge Construction, August, 2001", hereinafter referred to as the Standard Specifications; Supplemental Standard Specifications; the Special Provisions; notes on the Plans; this Bid Proposal; and any addenda thereto, shall govern the work to be performed under this contract.

CLARIFICATIONS:

Under any Section or Item included in the Contract, the Contractor shall be aware that when requirements, responsibilities, and furnishing of materials are outlined in the details and notes on the Plans and in the paragraphs preceding the "Basis of Payment" paragraph in the Standard Specifications or Special Provisions, no interpretation shall be made that such stipulations are excluded because reiteration is not made in the "Basis of Payment" paragraph.

ATTESTING TO NON-COLLUSION:

The Department requires as a condition precedent to acceptance of bids a sworn statement executed by, or on behalf of, the person, firm, association, or corporation to whom such contract is to be awarded, certifying that such person, firm, association, or corporation has not, either directly or indirectly, entered into any agreement, participated in any collusion, or otherwise taken any action in restraint of free competitive bidding in connection with such contract. The form for this sworn statement is included in the proposal and must be properly executed in order to have the bid considered.

QUANTITIES:

The quantities shown are for comparison of bids only. The Department may increase or decrease any quantity or quantities without penalty or change in the bid price.

PREFERENCE FOR DELAWARE LABOR:

Delaware Code, Title 29, Chapter 69, Section 6962, Paragraph (d), Subsection (4)b

"In the construction of all public works for the State or any political subdivision thereof, or by firms contracting with the State or any political subdivision thereof, preference in employment of laborers, workmen or mechanics shall be given to bona fide legal citizens of the State who have established citizenship by residence of at least 90 days in the State. Each public works contract for the construction of public works for the State or any political subdivision thereof shall contain a stipulation that any person, company or corporation who violates this section shall pay a penalty to the Secretary of Finance equal to the amount of compensation paid to any person in violation of this section."

EQUALITY OF EMPLOYMENT OPPORTUNITY ON PUBLIC WORKS:

Delaware Code, Title 29, Chapter 69, Section 6962, Paragraph (d), Subsection (7)

"a. As a condition of the awarding of any contract for public works financed in whole or in part by State appropriation, such contracts shall include the following provisions:

`During the performance of this contract, the contractor agrees as follows:

1. The contractor will not discriminate against any employee or applicant for employment because of race, creed, color, sex, sexual orientation or natural origin. The contractor will take positive steps to ensure that applicants are employed, and that employees are treated during employment, without regard to their race, creed, color, sex, sexual orientation or national origin. Such action shall include, but not be limited to, the following: employment, upgrading, demotion or transfer; recruitment or recruitment advertising; layoff or termination; rates of pay or other forms of compensation; and selection for training, including apprenticeship. The contractor agrees to post in conspicuous places available to employees and applicants for employment notices to be provided by the contracting agency setting forth this nondiscrimination clause.

2. The contractor will, in all solicitations or advertisements for employees placed by or on behalf of the contractor, state that all qualified applicants will receive consideration for employment without regard to race, creed, color, sex or national origin.'

TAX CLEARANCE:

As payments to each vendor or contractor aggregate \$2,000, the Division of Accounting will report such vendor or contractor to the Division of Revenue, who will then check the vendor or contractor's compliance with tax requirements and take such further action as may be necessary to insure compliance.

LICENSE:

A person desiring to engage in business in this State as a contractor shall obtain a license upon making application to the Division of Revenue. Proof of said license compliance to be made prior to, or in conjunction with, the execution of a contract to which he has been named.

SUBCONTRACTOR LICENSE: 29 DEL. C. §6967:

(c) Any contractor that enters a public works contract must provide to the agency to which it is contracting, within 30 days of entering such public works contract, copies of all occupational and business licenses of subcontractors and/or independent contractors that will perform work for such public works contract. However, if a subcontractor or independent contractor is hired or contracted more than 20 days after the contractor entered the public works contract the occupational or business license of such subcontractor or independent contractor shall be provided to the agency within 10 days of being contracted or hired.

DIFFERING SITE CONDITIONS,

SUSPENSIONS OF WORK and SIGNIFICANT CHANGES IN THE CHARACTER OF WORK:

Differing site conditions: During the progress of the work, if subsurface or latent physical conditions are encountered at the site differing materially from those indicated in the contract or if unknown physical conditions of an unusual nature, differing materially from those ordinarily encountered and generally recognized as inherent in the work provided for in the contract are encountered at the site, the party discovering such conditions shall promptly notify the other party in writing of the specific differing conditions before they are disturbed and before the affected work is performed.

Upon written notification, the engineer will investigate the conditions, and if he/she determines that the conditions materially differ and cause an increase or decrease in the cost or time required for the performance of any work under the contract, an adjustment, excluding loss of anticipated profits, will be made and the contract modified in writing accordingly. The engineer will notify the contractor of his/her determination whether or not an adjustment of the contract is warranted. No contract adjustment which results in a benefit to the contractor will be allowed unless the contractor has provided the required written notice. No contract adjustment will be allowed under their clause for any effects caused on unchanged work.

Suspensions of work ordered by the engineer: If the performance of all or any portion of the work is suspended or delayed by the engineer in writing for an unreasonable period of time (not originally anticipated, customary or inherent to the construction industry) and the contractor believes that additional compensation and/or contract time is due as a result of such suspension or delay, the contractor shall submit to the engineer in writing a request for adjustment within 7 calendar days of receipt of the notice to resume work. The request shall set forth the reasons and support for such adjustment.

Upon receipt, the engineer will evaluate the contractor's request. If the engineer agrees that the cost and/or time required for the performance of the contract has increased as a result of such suspension and the suspension was caused by conditions beyond the control of and not the fault of the contractor, its suppliers, or subcontractors at any approved tier, and not caused by weather, the engineer will make an adjustment (excluding profit) and modify the contract in writing accordingly. The engineer will notify the contractor of his/her determination whether or not an adjustment of the contract is warranted.

No contract adjustment will be allowed unless the contractor has submitted the request for adjustment within the time prescribed.

No contract adjustment will be allowed under this clause to the extent that performance would have been suspended or delayed by any other cause, or for which an adjustment is provided for or excluded under any other term or condition of this contract.

Significant changes in the character of work: The engineer reserves the right to make, in writing, at any time during the work, such changes in quantities and such alterations in the work as are necessary to satisfactorily complete the project. Such changes in quantities and alterations shall not invalidate the contract nor release the surety, and the contractor agrees to perform the work as altered.

If the alterations or changes in quantities significantly change the character of the work under the contract, whether or not changed by any such different quantities or alterations, an adjustment, excluding loss of anticipated profits, will be made to the contract. The basis for the adjustment shall be agreed upon prior to the performance of the work. If a basis cannot be agreed upon, then an adjustment will be made either for or against the contractor in such amount as the engineer may determine to be fair and equitable.

The term "significant change" shall be construed to apply only to the following circumstances:

- (A) When the character of the work as altered differs materially in kind or nature from that involved or included in the original proposed construction or
- (B) When a major item of work, as defined elsewhere in the contract, is increased in excess of 125 percent or decreased below 75 percent of the original contract quantity. Any allowance for an increase in quantity shall apply only to that portion in excess of 125 percent of original contract item quantity, or in case of a decrease below 75 percent, to the actual amount of work performed.

CONFLICT WITH FEDERAL STATUTES OR REGULATIONS:

Delaware Code, Title 29, Chapter 69, Section 6904, Paragraph (a):

"If any provision of this subchapter conflicts or is inconsistent with any statute, rule or regulation of the federal government applicable to a project or activity, the cost of which is to be paid or reimbursed in whole or in part by the federal government, and due to such conflict or inconsistency the availability of federal funds may be jeopardized, such provision shall not apply to such project or activity."

FEDERAL LABOR AND EMPLOYMENT REQUIREMENTS

Federal Regulation 23 CFR § 635.117(b) Labor and employment, states:

"No procedures or requirement shall be imposed by any State which will operate to discriminate against the employment of labor from any other State, possession or territory of the United States, in the construction of a Federal-aid project."

CONVICT PRODUCED MATERIALS:

- (a) Materials produced after July 1, 1991, by convict labor may only be incorporated in a Federal-aid highway construction project if such materials have been:
 - (1) Produced by convicts who are on parole, supervised release, or probation from a prison or
 - (2) Produced in a qualified prison facility and the cumulative annual production amount of such materials for use in Federal-aid highway construction does not exceed the amount of such materials produced in such facility for use in Federal-aid highway construction during the 12-month period ending July 1, 1987.
- (b) Qualified prison facility means any prison facility in which convicts, during the 12-month period ending July 1, 1987, produced materials for use in Federal-aid highway construction projects.

TO REPORT BID RIGGING ACTIVITIES:

The U. S. Department of Transportation (DOT) operates the below toll-free "hotline" Monday through Friday, 8:00 a.m. to 5:00 p.m. eastern time. Anyone with knowledge of possible bid rigging, bidder collusion, or other fraudulent activities should use the "hotline" to report such activities.

The "hotline" is part of the DOT's continuing effort to identify and investigate highway construction contract fraud and abuse and is operated under the direction of the DOT Inspector General. All information will be treated confidentially and caller anonymity will be respected.

TO REPORT BID RIGGING ACTIVITIES
CALL 1-800-424-9071

NOTICE OF REQUIREMENT FOR AFFIRMATIVE ACTION
TO ENSURE EQUAL EMPLOYMENT OPPORTUNITY
(EXECUTIVE ORDER 11246)

1. The Offeror's or Bidder's attention is called to the "Equal Opportunity Clause" and the "Standard Federal Equal Employment Specifications" set forth herein.
2. The goals and timetables for minority and female participation, expressed in percentage terms for the Contractor's aggregate work force in each trade on all construction work in the covered area, are as follows:

Goals for Minority Participation In
Each Trade

12.3% (New Castle County)
14.5% (Kent & Sussex Counties)

Goals for Female Participation In
Each Trade

6.9% (Entire State)

These goals are applicable to all the Contractor's construction work (whether or not it is Federal or federally assisted) performed in the covered area. If the contractor performs construction work in a geographical area located outside of the covered area, it shall apply the goals established for such geographical area where the work is actually performed. With regard to this second area, the contractor also is subject to the goals for both its federally involved and non-federally involved construction.

The Contractor's compliance with the Executive Order and the regulations in CFR Part 60-4 shall be based on its implementation of the Equal Opportunity Clause, specific affirmative action obligations required by the specifications set forth in 41 CFR 60-4.3(a), and its efforts to meet the goals. The hours of minority and female employment and training must be substantially uniform throughout the length of the contract, and in each trade, and the contractor shall make a good faith effort to employ minorities and women evenly on each of its projects. The transfer of minority or female employees or trainees from Contractor to Contractor or from project to project for the sole purpose of meeting the Contractor's goals shall be a violation of the contract, the Executive Order, and the regulations in 41 CFR Part 60-4. Compliance with the goals will be measured against the total work hours performed.

3. The Contractor shall provide written notification to the Director of the Office of Federal Contract Compliance Programs within 10 working days of award of any construction subcontract in excess of \$10,000 at any tier for construction work under the contract resulting from this solicitation. The notification shall list the name, address, and telephone number of the subcontractor; employer identification number of the subcontractor; estimated dollar amount of the subcontract; estimated starting and completion dates of the subcontract; and the geographical area in which the subcontract is to be performed.
4. As used in this Notice, and in the contract resulting from this solicitation, the "covered area" is NEW CASTLE County.

REV. 11-3-80

STANDARD FEDERAL EQUAL EMPLOYMENT OPPORTUNITY
CONSTRUCTION CONTRACT SPECIFICATIONS (EXECUTIVE ORDER 11246)

1. As used in these specifications:
 - a. "Covered area" means the geographical area described in the solicitation from which this contract resulted;
 - b. "Director" means Director, Office of Federal Contract Compliance Programs, United States Department of Labor, or any person to whom the Director delegates authority;
 - c. "Employer identification number" means the Federal Social Security number used on the Employer's Quarterly Federal Tax Return, U.S. Treasury Department Form 941.
 - d. "Minority" includes:
 - i. Black (all persons having origins in any of the Black African racial groups not of Hispanic origin);
 - ii. Hispanic (all persons of Mexican, Puerto Rican, Cuban, Central or South American or other Spanish Culture or origin, regardless of race);
 - iii. Asian and Pacific Islander (all persons having origins in any of the original peoples of the Far East, Southeast Asia, the Indian Subcontinent, or the Pacific Islands); and
 - iv. American Indian or Alaskan Native (all persons having origins in any of the original peoples of North America and maintaining identifiable tribal affiliations through membership and participation or community identification).
2. Whenever the Contractor, or any Subcontractor at any tier, subcontracts a portion of the work involving any construction trade, it shall physically include in each subcontract in excess of \$10,000 the provisions of these specifications and the Notice which contains the applicable goals for minority and female participation and which is set forth in the solicitations from which this contract resulted.
3. If the Contractor is participating (pursuant to 41 CFR 60-4.5) in a Hometown Plan approved by the U.S. Department of Labor in the covered area either individually or through an association, its affirmative action obligations on all work in the Plan area (including goals and timetables) shall be in accordance with that Plan for those trades which have unions participating in the Plan. Contractors must be able to demonstrate their participation in and compliance with the provisions of any such Hometown Plan. Each Contractor or Subcontractor participating in an approved Plan is individually required to comply with its obligations under the EEO clause, and to make a good faith effort to achieve each goal under the Plan in each trade in which it has employees. The overall good faith performance by other Contractors or Subcontractors toward a goal in an approved plan does not excuse any covered Contractor's or Subcontractor's failure to take good faith efforts to achieve the Plan goals and timetables.
4. The Contractor shall implement the specific affirmative action standards provided in paragraphs 7a through 7p of these specifications. The goals set forth in the solicitation from which this contract resulted are expressed as percentages of the total hours of employment and training of minority and female utilization the Contractor should reasonably be able to achieve in each construction trade in which it has employees in the covered area. Covered Construction contractors performing construction work in geographical areas where they do not have a Federal or federally assisted construction contract shall apply the minority and female goals established for the geographical area where the work is being performed. Goals are published periodically in the Federal Register in notice form, and such notices may be obtained from any Office of Federal Contract Compliance Program Office or from the Federal procurement contracting offices. The Contractor is expected to make substantially uniform progress in meeting its goals in each craft during the period specified.
5. Neither the provisions of any collective bargaining agreement, nor the failure by a union with whom the Contractor has a collective bargaining agreement, to refer either minorities or women shall excuse the Contractor's obligations under these specifications, Executive Order 11246, or the regulations promulgated pursuant thereto.
6. In order for the nonworking training hours of apprentices and trainees to be counted in meeting the goals, such apprentices and trainees must be employed by the Contractor during the training period, and the Contractor must have made a commitment to employ the apprentices and trainees at the completion of their training, subject to the availability of employment opportunities. Trainees must be trained pursuant to training programs approved by the U.S. Department of Labor.

7. The Contractor shall take specific affirmative actions to ensure equal employment opportunity. The evaluation of the Contractor's compliance with these specifications shall be based upon its effort to achieve maximum results from its actions. The Contractor shall document these efforts fully, and shall implement affirmative action steps at least as extensive as the following:
- a. Ensure and maintain a working environment free of harassment, intimidation, and coercion at all sites, and in all facilities at which the Contractor's employees are assigned to work. The Contractor, where possible, will assign two or more women to each construction project. The Contractor shall specifically ensure that all foremen, superintendents, and other on-site supervisory personnel are aware of and carry out the Contractor's obligation to maintain such a working environment, with specific attention to minority or female individuals working at such sites or in such facilities.
 - b. Establish and maintain a current list of minority and female recruitment sources, provide written notification to minority and female recruitment sources and to community organizations when the Contractor or its unions have employment opportunities available, and maintain a record of the organizations' responses.
 - c. Maintain a current file of the names, addresses and telephone numbers of each minority and female off-the-street applicant and minority or female referral from a union, a recruitment source or community organization and of what action was taken with respect to each such individual. If such individual was sent to the union hiring hall for referral and was not referred back to the Contractor by the union or, if referred, not employed by the Contractor, this shall be documented in the file with the reason therefor, along with whatever additional actions the Contractor may have taken.
 - d. Provide immediate written notification to the Director when the union or unions with which the Contractor has a collective bargaining agreement has not referred to the Contractor a minority person or woman sent by the Contractor, or when the Contractor has other information that the union referral process has impeded the Contractor's efforts to meet its obligations.
 - e. Develop on-the-job training opportunities and/or participate in training programs for the area which expressly include minorities and women, including upgrading programs and apprenticeship and trainee programs relevant to the Contractor's employment needs, especially those programs funded or approved by the Department of Labor. The Contractor shall provide notice of these programs to the sources compiled under 7b above.
 - f. Disseminate the Contractor's EEO policy by providing notice of the policy to unions and training programs and requesting their cooperation in assisting the Contractor in meeting its EEO obligations; by including it in any policy manual and collective bargaining agreement; by publicizing it in the company newspaper, annual report, etc.; by specific review of the policy with all management personnel and with all minority and female employees at least once a year; and by posting the company EEO policy on bulletin boards accessible to all employees at each location where construction work is performed.
 - g. Review, at least annually, the company's EEO policy and affirmative action obligations under these specifications with all employees having any responsibility for hiring, assignment, layoff, termination or other employment decisions including specific review of these items with on-site supervisory personnel such as Superintendents, General Foreman, etc., prior to the initiation of construction work at any job site. A written record shall be made and maintained identifying the time and place of these meetings, persons attending, subject matter discussed, and disposition of the subject matter.
 - h. Disseminate the Contractor's EEO policy externally by including it in any advertising in the news media, specifically including minority and female news media, and providing written notification to and discussing the Contractor's EEO policy with other Contractors and Subcontractors with whom the Contractor does or anticipates doing business.
 - i. Direct its recruitment efforts, both oral and written, to minority, female and community organizations, to schools with minority and female students and to minority and female recruitment and training organizations serving the Contractor's recruitment area and employment needs. Not later than one month prior to the date for the acceptance of applications for apprenticeship or other training by any recruitment source, the Contractor shall send written notification to organizations such as the above, describing the openings, screening procedures, and tests to be used in the selection process.
 - j. Encourage present minority and female employees to recruit other minority persons and women and, where reasonable, provide after school, summer and vacation employment to minority and female youth both on the site and in other areas of a Contractor's work force.
 - k. Validate all tests and other selection requirements where there is an obligation to do so under 41 CFR Part 60-3.

- l. Conduct, at least annually, an inventory and evaluation at least of all minority and female personnel for promotional opportunities and encourage these employees to seek or to prepare for, through appropriate training, etc., such opportunities.
 - m. Ensure that seniority practices, job classifications, work assignments and other personnel practices, do not have a discriminatory effect by continually monitoring all personnel and employment related activities to ensure that the EEO policy and the Contractor's obligations under these specifications are being carried out.
 - n. Ensure that all facilities and company activities are nonsegregated except that separate or single-user toilet and necessary changing facilities shall be provided to assure privacy between the sexes.
 - o. Document and maintain a record of all solicitations of offers for subcontractors from minority and female construction contractors and suppliers, including circulation of solicitations to minority and female contractor associations and other business associations.
 - p. Conduct a review, at least annually, of all supervisors' adherence to and performance under the Contractor's EEO policies and affirmative action obligations.
8. Contractors are encouraged to participate in voluntary associations which assist in fulfilling one or more of their affirmative action obligations (7a through p). The efforts of a contractor association, joint contractor-union, contractor-community, or other similar group of which the Contractor is a member and participant, may be asserted as fulfilling any one or more of its obligations under 7a through p of these Specifications provided that the Contractor actively participates in the group, makes every effort to assure that the group has a positive impact on the employment of minorities and women in the industry, ensures that the concrete benefits of the program are reflected in the Contractor's minority and female work force participating, makes a good faith effort to meet its individual goals and timetables, and can provide access to documentation which demonstrates the effectiveness of actions taken on behalf of the Contractor. The obligation to comply, however, is the Contractor's and failure of such a group to fulfill an obligation shall not be a defense for the Contractor's noncompliance.
9. A single goal for minorities and a separate single goal for women have been established. The Contractor, however, is required to provide equal employment opportunity and to take affirmative action for all minority groups, both male and female, and all women, both minority and non-minority. Consequently, the Contractor may be in violation of the Executive Order if a particular group is employed in a substantially disparate manner (for example, even though the Contractor has achieved its goals for women generally, the Contractor may be in violation of the Executive Order if a specific minority group of women is under utilized).
10. The Contractor shall not use the goals and timetables or affirmative action standards to discriminate against any person because of race, color, religion, sex, or national origin.
11. The Contractor shall not enter into any Subcontract with any person or firm debarred from Government contracts pursuant to Executive Order 11246.
12. The Contractor shall carry out such sanctions and penalties for violation of these specifications and of the Equal Opportunity Clause, including suspension, termination and cancellation of existing subcontracts as may be imposed or ordered pursuant to Executive Order 11246, as amended, and its implementing regulations, by the Order of Federal Contract Compliance Programs. Any Contractor who fails to carry out such sanctions and penalties shall be in violation of these specifications and Executive Order 11246, as amended.
13. The Contractor, in fulfilling its obligations under these specifications, shall implement specific affirmative action steps, at least as extensive as those standards prescribed in paragraph 7 of these specifications, so as to achieve maximum results from its efforts to ensure equal employment opportunity. If the Contractor fails to comply with the requirements of the Executive Order, the implementing regulations, or these specifications, the Director shall proceed in accordance with 41 CFR 60-4.8.
14. The Contractor shall designate a responsible official to monitor all employment-related activity to ensure that the company EEO policy is being carried out, to submit reports relating to the provisions hereof as may be required by the Government, and to keep records. Records shall at least include for each employee the name, address, telephone numbers, construction trade, union affiliation if any, employee identification number when assigned, social security number, race, sex, status (e.g., mechanic, apprentice, trainee, helper, or laborer), dates of changes in status, hours worked per week in the indicated trade, rate

of pay, and locations at which the work was performed. Records shall be maintained in an easily understandable and retrievable form; however, to the degree that existing records satisfy this requirement, contractors shall not be required to maintain separate records.

15. Nothing herein provided shall be construed as a limitation upon the application of other laws which establish different standards of compliance or upon the application of requirements for the hiring of local or other area residents (e.g., those under the Public Works Employment Act of 1977 and the Community Development Block Grant Program).

* * * * *

TRAINING SPECIAL PROVISIONS

This Training Special Provision supersedes subparagraph 7b of the Special Provision entitled "Specific Equal Employment Opportunity Responsibilities", (Attachment 1), and is in implementation of 23 U.S.C. 140(a). As part of the contractor's equal employment opportunity affirmative action program, training shall be provided as follows:

The contractor shall provide on-the-job training aimed at developing full journeyman in the type of trade or job classification involved.

The number of trainees to be trained under the special provision will be 0. In the event the contractor subcontracts a portion of the contract work, he shall determine how many, if any, of the trainees are to be trained by the subcontractor, provided however, that the contractor shall retain the primary responsibility for meeting the training requirements imposed by this special provision. The contractor shall also insure that this Training Special Provision is made applicable to such subcontract. Where feasible, 25 percent of apprentices or trainees in each occupation shall be in their first year apprenticeship or training.

The number of trainees shall be distributed among the work classification on the basis of the contractor's needs and the availability of journeymen in the various classifications within a reasonable area of recruitment. Prior to commencing construction, the contractor shall submit to the Department of Highways and Transportation for approval the number of trainees to be trained in each selected classification and training program to be used. Furthermore, the contractor shall specify the starting time for training in each of the classifications. The contractor will be credited for each trainee employed by him on the contract work who is currently enrolled or becomes enrolled in an approved program and will be reimbursed for such trainees as provided hereinafter.

Training and upgrading of minorities and women toward journeyman status is a primary objective of this Training Special Provision. Accordingly, the contractor shall make every effort to enroll minority trainees and women (e.g., by conducting systematic and direct recruitment through public and private sources likely to yield minority and women trainees) to the extent that such persons are available within a reasonable area of recruitment. The contractor will be responsible for demonstrating the steps that he has taken in pursuance thereof, prior to a determination as to whether the contractor is in compliance with this Training Special Provision. This training commitment is not intended, and not be used, to discriminate against any applicant for training, whether a member of a minority group or not.

No employee shall be employed as a trainee in any classification in which he has successfully completed a training course leading to journeyman status or in which he has been employed as a journeyman. The contractor should satisfy this requirement by including appropriate questions in the employee application or by other suitable means. Regardless of the method used the contractor's records should document the findings in each case.

The minimum length and type of training for each classification will be as established in the training program selected by the contractor and approved by the Department of Highways and Transportation and the Federal Highway Administration. The Department of Highways and Transportation and the Federal Highway Administration shall approve a program if it is reasonably calculated to meet the equal employment opportunity obligations of the contractor and to qualify the average trainee for journeyman status in the classification concerned by the end of the training period. Furthermore, apprenticeship programs registered with the U.S. Department of Labor, Bureau of Apprenticeship and Training, or with a State apprenticeship agency recognized by the Bureau and training programs approved but not necessarily sponsored by the U.S. Department of Labor, Manpower Administration, Bureau of Apprenticeship and Training shall also be considered acceptable provided it is being administered in a manner consistent with the equal employment

obligations of Federal-aid highway construction contracts. Approval or acceptance of a training program shall be obtained from the State prior to commencing work the classification covered by the program. It is the intention of these provisions that the training is to be provided in the construction crafts rather than clerk-typists or secretarial-type positions. Training is permissible in lower level management positions such as office engineers, estimators, timekeepers, etc., where the training is oriented toward construction applications. Training in the laborer classification may be permitted provided that significant and meaningful training is provided and approved by the division office. Some off-site training is permissible as long as the training is an integral part of an approved training program and does not comprise a significant part of the overall training.

Except as otherwise noted below, the contractor will be reimbursed 80 cents per hour of training given an employee on this contract in accordance with an approved training program. As approved by the engineer, reimbursement will be made for training persons in excess of the number specified herein. This reimbursement will be made even though the contractor receives additional training program funds from other sources, provided such other sources does not specifically prohibit the contractor from receiving other reimbursement. Reimbursement for off-site training indicated above may only be made to the contractor where he does one or more of the following and the trainees are concurrently employed on a Federal-aid project; contributes to the cost of the training; provides the instruction of the trainee; or pays the trainee's wages during the off-site training period.

No payment shall be made to the contractor if either the failure to provide the required training, or the failure to hire the trainees as a journeyman, is caused by the contractor and evidences a lack of good faith on the part of the contractor in meeting the requirements of this Training Special Provision. It is normally expected that a trainee will begin his training on the project as soon as feasible after start of work utilizing the skill involved and remain on the project as long as training opportunities exist in his work classification or until he has completed his training program. It is not required that all trainees be on board for the entire length of the contract. A contractor will have fulfilled his responsibilities under this Training Special Provision if he has provided acceptable training to the number of trainees specified. The number trained shall be determined on the basis of the total number enrolled on the contract for a significant period.

Trainees will be paid a least 60 percent of the appropriate minimum journeymen's rate specified in the contract for the first half of the of the training period, 75 percent for the third quarter of the training period, and 90 percent for the last quarter of the training period, unless apprentices or trainees is an approved existing program are enrolled as trainees on this project. In fact case, the appropriate rates approved by the Department of Labor or Transportation in connection with the existing program shall apply to all trainees being trained for the same classification who are covered by this Training Special Provisions.

The contractor shall furnish the trainee a copy of the program he will follow in providing the training.

The contractor shall provide each trainee with a certification showing the type and length of training satisfactorily completed.

The contractor will provide for the maintenance of records and furnish periodic reports documenting his performance under this Training Special Provision.

* * * * *

INTERMODAL SURFACE TRANSPORTATION EFFICIENCY ACT & TRANSPORTATION EQUITY ACT

Recipients of Federal-aid highway funds authorized under Titles I (other than Part B) and V of the Intermodal Surface Transportation Efficiency Act of 1991 (ISTEA), or Titles I, III, and V of the Transportation Equity Act for the 21st Century (TEA-21) are required to comply with the regulations of 49 Code of Federal Regulations (CFR) Part 26 - Participation by Disadvantaged Business Enterprises in Department of Transportation Financial Assistance Programs.

DISADVANTAGED BUSINESS ENTERPRISE (DBE) PROGRAM SPECIFICATION

The U.S. Department of Transportation (DOT) requires that the Delaware Department of Transportation continue the established Disadvantaged Business Enterprise (DBE) Program for participation in U.S. DOT programs and that the program follow the final rules as stated in 49 CFR Part 26 and the Department's approved DBE Program plan.

The following definitions apply to this subpart:

Disadvantaged Business Enterprise or DBE means a for-profit small business concern (1) that is at least 51 percent owned by one or more individuals who are both socially and economically disadvantaged or, in the case of a corporation, in which 51 percent of the stock is owned by one or more such individuals; and, (2) whose management and daily business operations are controlled by one or more of the socially and economically disadvantaged individuals who own it.

DOT-assisted contract means any contract between a recipient and a contractor (at any tier) funded in whole or in part with DOT financial assistance, including letters of credit or loan guarantees, except a contract solely for the purchase of land.

Good Faith Efforts means efforts to achieve a DBE goal or other requirement of this part which, by their scope, intensity, and appropriateness to the objective, can reasonably be expected to fulfill the program requirement.

Joint Venture means an association of a DBE firm and one or more other firms to carry out a single, for-profit business enterprise, for which the parties combine their property, capital, efforts, skills and knowledge, and in which the DBE is responsible for a distinct, clearly defined portion of the work of the contract and whose share in the capital contribution, control, management, risks, and profits of the joint venture are commensurate with its ownership interest.

Race-conscious measure or program is one that is focused specifically on assisting only DBEs, including women-owned DBEs.

Race-neutral measure or program is one that is, or can be, used to assist all small businesses. For the purposes of this part, race-neutral includes gender neutrality.

Small Business concern means, with respect to firms seeking to participate as DBEs in DOT-assisted contracts, a small business concern as defined pursuant to section 3 of the Small Business Act and Small Business Administration regulations implementing it (13 CFR part 121) that also does not exceed the cap on average annual gross receipts specified in 49 CFR §26.65(b).

Socially and economically disadvantaged individuals means any individual who is a citizen (or lawfully admitted permanent resident) of the United States and who is - (1) any individual who a recipient finds to be a socially and economically disadvantaged individual on a case-by-case basis; (2) any individual in the following groups, members of which are rebuttably presumed to be socially and economically disadvantaged:

- (i) Black Americans which includes persons having origins in any of the Black racial groups of Africa;
- (ii) Hispanic Americans which includes persons of Mexican, Puerto Rican, Cuban, Dominican, Central or South American, or other Spanish or Portuguese culture or origin, regardless of race;
- (iii) Native Americans which includes persons who are American Indians, Eskimos, Aluets, or Native Hawaiians;
- (iv) Asian-Pacific Americans which includes persons whose origins are from Japan, China, Taiwan, Korea, Burma (Myanmar), Vietnam, Laos, Cambodia (Kampuchea), Thailand, Malaysia, Indonesia, the Philippines, Brunei, Samoa, Guam, the U.S. Trust Territories of the Pacific Islands (Republic of Palau), the Commonwealth of the Northern Marianas Islands, Macao, Fiji, Tonga, Kiribati, Juvalu, Nauru, Federated States of Micronesia, or Hong Kong;
- (v) Subcontinent Asian Americans which includes persons whose origins are from India, Pakistan, Bangladesh, Bhutan, the Maldives Islands, Nepal or Sri Lanka;
- (vi) Women;
- (vii) Any additional groups whose members are designated as socially and economically disadvantaged by the SBA, at such time as the SBA designation becomes effective.

DelDOT will establish specific goals for each particular DOT-assisted project which will be expressed as a percentage of the total dollar amount of contract bid. The specific contract goals for this contract are:

Disadvantaged Business Enterprise 12 % Percent

DelDOT continues to reserve the right to approve DBE subcontractors and all substitutions of DBE subcontractors prior to award and during the time of the contract.

Bidders are required to submit with their bids the completed DBE Program Assurance portion of the Certification document which will state the bidders intent of meeting the goals established for this contract; or in the instance where a contractor cannot meet the assigned DBE Goals for this contract, he/she shall at the time of bid submit documentation required to verify that he/she has made a Good Faith Effort to meet the DBE Goals. Guidance for submitting a Good Faith Effort is identified in the next section and in the DBE

Program Plan. Further, the apparent low bidder must submit to DelDOT within seven (7) calendar days after the bid opening, executed originals of each and every DBE subcontract to satisfy contract goals consistent with the DBE Program Assurance submitted as part of the bid package.

No contract work shall be performed by a DBE subcontractor until the executed DBE subcontract is approved in writing by DelDOT and the Department has issued the required Notice to Proceed. Any DBE subcontract relating to work to be performed pursuant to this contract, which is submitted to DelDOT for approval, must contain all DBE subcontractor information, the requirements contained in this contract, and must be fully executed by the contractor and DBE subcontractor.

Each contract between the prime contractor and each DBE subcontractor shall at the minimum include the following:

1. All pertinent provisions and requirements of the prime contract.
2. Description of the work to be performed by the DBE subcontractor.
3. The dollar value of each item of work to be completed by the DBE subcontractor and the bid price of each item of work to be completed by the DBE subcontractor.

* * * * *

CRITICAL DBE REQUIREMENTS

A bid may be held to be non-responsive and not considered if the required DBE information is not provided. In addition, the bidder may lose its bidding capability on Department projects and such other sanctions as the Department may impose. It is critical that the bidder understands:

1. In the event that the bidder cannot meet the DBE goal as set forth in this specification, he/she shall at the time of bid submit to the Department that percentage of the DBE Goal that will be met, if any, on the written and notarized assurance made a part of this contract. The contractor shall also at the time of bid submit all documentation that the contractor wishes to have the Department consider in determining that the contractor made a Good Faith Effort to meet contract DBE Goals. The Department will not accept Good Faith Effort documentation other than on the scheduled date and time of the bid opening. However, the Department may ask for clarification of information submitted should the need arise.
2. A bid which does not contain either a completely executed DBE Program Assurance and/or Good Faith Effort documentation, where appropriate, shall be declared non-responsive and shall not be considered by the Department.
3. Failure of the apparent low bidder to present originals of all DBE subcontracts to substantiate the volume of work to be performed by DBE's as indicated in the bid within seven (7) calendar days after the bid opening shall create a rebuttable presumption that the bid is not responsive.
4. Bidders are advised that failure to meet DBE Goals during the term of the contract may subject them to Department sanctions as identified in the DBE Program Plan.
5. In the execution of this contract, the successful bidder agrees to comply with the following contract clauses:

Prompt Payment: The prime contractor/consultant receiving payments shall, within 30 days of receipt of any payment, file a statement with the Department on a form to be determined by the Department that all subcontractors furnishing labor or material have been paid the full sum due them at the stage of the contract, except any funds withheld under the terms of the contract as required by Chapter 8, Title 17 of the Delaware Code, annotated and as amended. Any delay or postponement of payment from the above referenced time frame may occur only for good cause following written approval of DelDOT. This clause applies to both DBE and non-DBE subcontractors.

Retainage: The prime contractor agrees to return retainage to each subcontractor within 15 calendar days after the subcontractor's work is satisfactorily completed. Any delay or postponement of payment from the above referenced time frame may occur only for good cause following written approval of DelDOT. This clause covers both DBE and non-DBE subcontractors. As guidance, once a subcontractor has satisfactorily completed the physical work, and has given to the prime contractor a certified statement that all laborers, lower tier contractors, and materialmen who have furnished labor and materials to the subcontractor have been paid all monies due them, the prime contractor shall return retainage to the subcontractor within 15 calendar days.

6. In the execution of this contract, the successful bidder agrees to comply with the following contract assurance and will include this same language in each subcontractor contract:

"The contractor or subcontractor shall not discriminate on the basis of race, color, national origin, or sex in the performance of this contract. The contractor shall carry out applicable requirements of 49 CFR Part 26 in the award and administration of DOT-assisted contracts. Failure by the contractor to carry out these requirements is a material breach of this contract, which may result in the termination of this contract or such remedy as the recipient deems appropriate." 49 CFR Section 26.13

7. In addition to this specification, bidders must comply with all provisions of the rules and regulations adopted by the U.S. Department of Transportation for DBE participation in U.S. DOT and DelDOT Programs (49 CFR Part 26) and the Delaware Department of Transportation Disadvantaged Business Enterprise Program Plan; each of which is hereby incorporated and made part of this specification. Bidders are also reminded that they must be responsible and responsive bidders in all other aspects aside from the DBE Program in order to be awarded the contract.
8. In accordance with 49 CFR 26.53(f)(1), DelDOT requires that a prime contractor not terminate a DBE subcontractor without prior written consent from the DelDOT Civil Rights Office. This includes, but is not limited to, instances in which a prime contractor seeks to perform work originally designated for a DBE subcontractor with its own forces or those of an affiliate, a non-DBE firm, or with another DBE firm.

* * * * *

GUIDANCE FOR GOOD FAITH EFFORT

When the DBE Goals established for a contract by DelDOT are not met, the contractor shall demonstrate good faith efforts to meet the DBE contract goals. The contractor shall demonstrate that the efforts made were those that a contractor actively and aggressively seeking to meet the goals established by DelDOT would make, given all relevant circumstances. Evidence of this good faith effort will be submitted with the bid at the time of the bid opening.

The contractor is expected to demonstrate good faith efforts by actively and aggressively seeking out DBE participation in the project to the maximum extent, given all relevant circumstances. Following are the kinds of efforts that may be taken but are not deemed to be exclusive or exhaustive and DelDOT will consider other factors and types of efforts that may be relevant:

1. Efforts made to select portions of the work proposed to be performed by DBEs in order to increase the likelihood of achieving the stated goal. Selection of portions of work are required to at least equal the goal for DBE utilization specified in this contract.
2. Written notification at least ten (10) calendar days prior to the opening of a bid soliciting DBE interest in participating in the contract as a subcontractor or supplier and for specific items of work.
3. Efforts made to obtain and negotiate with DBE firms for specific items of work:
 - a. Description of the means by which firms were solicited (i.e. by telephone, e-mail, written notice, advertisement).
 - b. The names, addresses, telephone numbers of DBE's contacted, the dates of initial contact; and whether initial solicitations of interest were followed-up by contacting the DBEs to determine with certainty whether the DBEs were interested.
 - c. A description of the information provided to DBE firms regarding the plans, specifications and estimated quantities for portions of the work to be performed.
 - d. A statement of why additional agreements with DBE's were not reached in order to meet the projected goal.
 - e. Listing of each DBE contacted but not contracted and the reasons for not entering a contract.
4. Efforts made to assist DBEs that need assistance in obtaining bonding, insurance, or lines of credit required by the contractor.
5. Reasons why certified DBEs are not available or not interested.
6. Efforts to effectively use the services of available disadvantaged community organizations; disadvantaged contractor's groups; local, state and federal DBE assistance offices; and other organizations that provide assistance in recruitment and placement of DBEs.

The following are examples of actions that may not be used as justification by the contractor for failure to meet DBE contract goals:

1. Failure to contract with a DBE solely because the DBE was unable to provide performance and/or payment bonds.
2. Rejection of a DBE bid or quotation based on price alone.
3. Rejection of a DBE because of its union or non-union status.
4. Failure to contract with a DBE because the contractor normally would perform all or most of the work in the contract.

Administrative reconsideration:

Within five (5) days of being informed by DelDOT that it is not responsive because it has not documented sufficient good faith efforts, a bidder may request administrative reconsideration. Bidder should make this request in writing to the following reconsideration official: Director of Administration, DelDOT, P. O. Box 778, Dover, Delaware 19903. The reconsideration official will not have played any role in the original determination that the bidder did not document sufficient good faith efforts.

As part of this reconsideration, the bidder will have the opportunity to provide written documentation or argument concerning the issue of whether it met the goal or made adequate good faith efforts to do so. The bidder will have the opportunity to meet in person with the reconsideration official, explaining the basis for finding that the bidder did or did not meet the goal or make adequate good faith efforts to do so. The final decision made by the reconsideration official will be communicated to the bidder in writing. The result of the reconsideration process is not administratively appealable to the U.S. Department of Transportation.

* * * * *

REQUIRED CONTRACT PROVISIONS - FEDERAL-AID CONSTRUCTION CONTRACTS
(Exclusive of Appalachian Contracts)

FHWA-1273 -- Revised May 1, 2012 <http://www.fhwa.dot.gov/programadmin/contracts/1273/1273.docx>

- I. General
- II. Nondiscrimination
- III. Nonsegregated Facilities
- IV. Davis-Bacon and Related Act Provisions
- V. Contract Work Hours and Safety Standards Act Provisions
- VI. Subletting or Assigning the Contract
- VII. Safety: Accident Prevention
- VIII. False Statements Concerning Highway Projects
- IX. Implementation of Clean Air Act and Federal Water Pollution Control Act
- X. Compliance with Governmentwide Suspension and Debarment Requirements
- XI. Certification Regarding Use of Contract Funds for Lobbying

I. GENERAL

1. Form FHWA-1273 must be physically incorporated in each construction contract funded under Title 23 (excluding emergency contracts solely intended for debris removal). The contractor (or subcontractor) must insert this form in each subcontract and further require its inclusion in all lower tier subcontracts (excluding purchase orders, rental agreements and other agreements for supplies or services).

The applicable requirements of Form FHWA-1273 are incorporated by reference for work done under any purchase order, rental agreement or agreement for other services. The prime contractor shall be responsible for compliance by any subcontractor, lower-tier subcontractor or service provider.

Form FHWA-1273 must be included in all Federal-aid design-build contracts, in all subcontracts and in lower tier subcontracts (excluding subcontracts for design services, purchase orders, rental agreements and other agreements for supplies or services). The design-builder shall be responsible for compliance by any subcontractor, lower-tier subcontractor or service provider.

Contracting agencies may reference Form FHWA-1273 in bid proposal or request for proposal documents, however, the Form FHWA-1273 must be physically incorporated (not referenced) in all contracts, subcontracts and lower-tier subcontracts (excluding purchase orders, rental agreements and other agreements for supplies or services related to a construction contract).

2. Subject to the applicability criteria noted in the following sections, these contract provisions shall apply to all work performed on the contract by the contractor's own organization and with the assistance of workers under the contractor's immediate superintendence and to all work performed on the contract by piecework, station work, or by subcontract.
3. A breach of any of the stipulations contained in these Required Contract Provisions may be sufficient grounds for withholding of progress payments, withholding of final payment, termination of the contract, suspension / debarment or any other action determined to be appropriate by the contracting agency and FHWA.
4. Selection of Labor: During the performance of this contract, the contractor shall not use convict labor for any purpose within the limits of a construction project on a Federal-aid highway unless it is labor performed by convicts who are on parole, supervised release, or probation. The term Federal-aid highway does not include roadways functionally classified as local roads or rural minor collectors.

II. NONDISCRIMINATION

The provisions of this section related to 23 CFR Part 230 are applicable to all Federal-aid construction contracts and to all related construction subcontracts of \$10,000 or more. The provisions of 23 CFR Part 230 are not applicable to material supply, engineering, or architectural service contracts.

In addition, the contractor and all subcontractors must comply with the following policies: Executive Order 11246, 41 CFR 60, 29 CFR 1625-1627, Title 23 USC Section 140, the Rehabilitation Act of 1973, as

amended (29 USC 794), Title VI of the Civil Rights Act of 1964, as amended, and related regulations including 49 CFR Parts 21, 26 and 27; and 23 CFR Parts 200, 230, and 633.

The contractor and all subcontractors must comply with: the requirements of the Equal Opportunity Clause in 41 CFR 60-1.4(b) and, for all construction contracts exceeding \$10,000, the Standard Federal Equal Employment Opportunity Construction Contract Specifications in 41 CFR 60-4.3.

Note: The U.S. Department of Labor has exclusive authority to determine compliance with Executive Order 11246 and the policies of the Secretary of Labor including 41 CFR 60, and 29 CFR 1625-1627. The contracting agency and the FHWA have the authority and the responsibility to ensure compliance with Title 23 USC Section 140, the Rehabilitation Act of 1973, as amended (29 USC 794), and Title VI of the Civil Rights Act of 1964, as amended, and related regulations including 49 CFR Parts 21, 26 and 27; and 23 CFR Parts 200, 230, and 633.

The following provision is adopted from 23 CFR 230, Appendix A, with appropriate revisions to conform to the U.S. Department of Labor (US DOL) and FHWA requirements.

1. Equal Employment Opportunity: Equal employment opportunity (EEO) requirements not to discriminate and to take affirmative action to assure equal opportunity as set forth under laws, executive orders, rules, regulations (28 CFR 35, 29 CFR 1630, 29 CFR 1625-1627, 41 CFR 60 and 49 CFR 27) and orders of the Secretary of Labor as modified by the provisions prescribed herein, and imposed pursuant to 23 U.S.C. 140 shall constitute the EEO and specific affirmative action standards for the contractor's project activities under this contract. The provisions of the Americans with Disabilities Act of 1990 (42 U.S.C. 12101 et seq.) set forth under 28 CFR 35 and 29 CFR 1630 are incorporated by reference in this contract. In the execution of this contract, the contractor agrees to comply with the following minimum specific requirement activities of EEO:
 - a. The contractor will work with the contracting agency and the Federal Government to ensure that it has made every good faith effort to provide equal opportunity with respect to all of its terms and conditions of employment and in their review of activities under the contract.
 - b. The contractor will accept as its operating policy the following statement:
"It is the policy of this Company to assure that applicants are employed, and that employees are treated during employment, without regard to their race, religion, sex, color, national origin, age or disability. Such action shall include: employment, upgrading, demotion, or transfer; recruitment or recruitment advertising; layoff or termination; rates of pay or other forms of compensation; and selection for training, including apprenticeship, pre-apprenticeship, and/or on-the-job training."
2. EEO Officer: The contractor will designate and make known to the contracting officers an EEO Officer who will have the responsibility for and must be capable of effectively administering and promoting an active EEO program and who must be assigned adequate authority and responsibility to do so.
3. Dissemination of Policy: All members of the contractor's staff who are authorized to hire, supervise, promote, and discharge employees, or who recommend such action, or who are substantially involved in such action, will be made fully cognizant of, and will implement, the contractor's EEO policy and contractual responsibilities to provide EEO in each grade and classification of employment. To ensure that the above agreement will be met, the following actions will be taken as a minimum:
 - a. Periodic meetings of supervisory and personnel office employees will be conducted before the start of work and then not less often than once every six months, at which time the contractor's EEO policy and its implementation will be reviewed and explained. The meetings will be conducted by the EEO Officer.
 - b. All new supervisory or personnel office employees will be given a thorough indoctrination by the EEO Officer, covering all major aspects of the contractor's EEO obligations within thirty days following their reporting for duty with the contractor.
 - c. All personnel who are engaged in direct recruitment for the project will be instructed by the EEO Officer in the contractor's procedures for locating and hiring minorities and women.

- d. Notices and posters setting forth the contractor's EEO policy will be placed in areas readily accessible to employees, applicants for employment and potential employees.
 - e. The contractor's EEO policy and the procedures to implement such policy will be brought to the attention of employees by means of meetings, employee handbooks, or other appropriate means.
4. Recruitment: When advertising for employees, the contractor will include in all advertisements for employees the notation: "An Equal Opportunity Employer." All such advertisements will be placed in publications having a large circulation among minorities and women in the area from which the project work force would normally be derived.
- a. The contractor will, unless precluded by a valid bargaining agreement, conduct systematic and direct recruitment through public and private employee referral sources likely to yield qualified minorities and women. To meet this requirement, the contractor will identify sources of potential minority group employees, and establish with such identified sources procedures whereby minority and women applicants may be referred to the contractor for employment consideration.
 - b. In the event the contractor has a valid bargaining agreement providing for exclusive hiring hall referrals, the contractor is expected to observe the provisions of that agreement to the extent that the system meets the contractor's compliance with EEO contract provisions. Where implementation of such an agreement has the effect of discriminating against minorities or women, or obligates the contractor to do the same, such implementation violates Federal nondiscrimination provisions.
 - c. The contractor will encourage its present employees to refer minorities and women as applicants for employment. Information and procedures with regard to referring such applicants will be discussed with employees.
5. Personnel Actions: Wages, working conditions, and employee benefits shall be established and administered, and personnel actions of every type, including hiring, upgrading, promotion, transfer, demotion, layoff, and termination, shall be taken without regard to race, color, religion, sex, national origin, age or disability. The following procedures shall be followed:
- a. The contractor will conduct periodic inspections of project sites to insure that working conditions and employee facilities do not indicate discriminatory treatment of project site personnel.
 - b. The contractor will periodically evaluate the spread of wages paid within each classification to determine any evidence of discriminatory wage practices.
 - c. The contractor will periodically review selected personnel actions in depth to determine whether there is evidence of discrimination. Where evidence is found, the contractor will promptly take corrective action. If the review indicates that the discrimination may extend beyond the actions reviewed, such corrective action shall include all affected persons.
 - d. The contractor will promptly investigate all complaints of alleged discrimination made to the contractor in connection with its obligations under this contract, will attempt to resolve such complaints, and will take appropriate corrective action within a reasonable time. If the investigation indicates that the discrimination may affect persons other than the complainant, such corrective action shall include such other persons. Upon completion of each investigation, the contractor will inform every complainant of all of their avenues of appeal.
6. Training and Promotion:
- a. The contractor will assist in locating, qualifying, and increasing the skills of minorities and women who are applicants for employment or current employees. Such efforts should be aimed at developing full journey level status employees in the type of trade or job classification involved.
 - b. Consistent with the contractor's work force requirements and as permissible under Federal and State regulations, the contractor shall make full use of training programs, i.e., apprenticeship, and on-the-job training programs for the geographical area of contract performance. In the event a special provision for training is provided under this contract, this subparagraph will be superseded as indicated in the special provision. The contracting agency may reserve training positions for persons who receive welfare assistance in accordance with 23 U.S.C. 140(a).

- c. The contractor will advise employees and applicants for employment of available training programs and entrance requirements for each.
 - d. The contractor will periodically review the training and promotion potential of employees who are minorities and women and will encourage eligible employees to apply for such training and promotion.
7. Unions: If the contractor relies in whole or in part upon unions as a source of employees, the contractor will use good faith efforts to obtain the cooperation of such unions to increase opportunities for minorities and women. Actions by the contractor, either directly or through a contractor's association acting as agent, will include the procedures set forth below:
- a. The contractor will use good faith efforts to develop, in cooperation with the unions, joint training programs aimed toward qualifying more minorities and women for membership in the unions and increasing the skills of minorities and women so that they may qualify for higher paying employment.
 - b. The contractor will use good faith efforts to incorporate an EEO clause into each union agreement to the end that such union will be contractually bound to refer applicants without regard to their race, color, religion, sex, national origin, age or disability.
 - c. The contractor is to obtain information as to the referral practices and policies of the labor union except that to the extent such information is within the exclusive possession of the labor union and such labor union refuses to furnish such information to the contractor, the contractor shall so certify to the contracting agency and shall set forth what efforts have been made to obtain such information.
 - d. In the event the union is unable to provide the contractor with a reasonable flow of referrals within the time limit set forth in the collective bargaining agreement, the contractor will, through independent recruitment efforts, fill the employment vacancies without regard to race, color, religion, sex, national origin, age or disability; making full efforts to obtain qualified and/or qualifiable minorities and women. The failure of a union to provide sufficient referrals (even though it is obligated to provide exclusive referrals under the terms of a collective bargaining agreement) does not relieve the contractor from the requirements of this paragraph. In the event the union referral practice prevents the contractor from meeting the obligations pursuant to Executive Order 11246, as amended, and these special provisions, such contractor shall immediately notify the contracting agency.
8. Reasonable Accommodation for Applicants / Employees with Disabilities: The contractor must be familiar with the requirements for and comply with the Americans with Disabilities Act and all rules and regulations established there under. Employers must provide reasonable accommodation in all employment activities unless to do so would cause an undue hardship.
9. Selection of Subcontractors, Procurement of Materials and Leasing of Equipment: The contractor shall not discriminate on the grounds of race, color, religion, sex, national origin, age or disability in the selection and retention of subcontractors, including procurement of materials and leases of equipment. The contractor shall take all necessary and reasonable steps to ensure nondiscrimination in the administration of this contract.
- a. The contractor shall notify all potential subcontractors and suppliers and lessors of their EEO obligations under this contract.
 - b. The contractor will use good faith efforts to ensure subcontractor compliance with their EEO obligations.
10. Assurance Required by 49 CFR 26.13(b):
- a. The requirements of 49 CFR Part 26 and the State DOT's U.S. DOT-approved DBE program are incorporated by reference.
 - b. The contractor or subcontractor shall not discriminate on the basis of race, color, national origin, or sex in the performance of this contract. The contractor shall carry out applicable requirements of 49 CFR Part 26 in the award and administration of DOT-assisted contracts. Failure by the contractor to carry out these requirements is a material breach of this contract, which may result in the termination of this contract or such other remedy as the contracting agency deems appropriate.

11. Records and Reports: The contractor shall keep such records as necessary to document compliance with the EEO requirements. Such records shall be retained for a period of three years following the date of the final payment to the contractor for all contract work and shall be available at reasonable times and places for inspection by authorized representatives of the contracting agency and the FHWA.
 - a. The records kept by the contractor shall document the following:
 - (1) The number and work hours of minority and non-minority group members and women employed in each work classification on the project;
 - (2) The progress and efforts being made in cooperation with unions, when applicable, to increase employment opportunities for minorities and women; and
 - (3) The progress and efforts being made in locating, hiring, training, qualifying, and upgrading minorities and women;
 - b. The contractors and subcontractors will submit an annual report to the contracting agency each July for the duration of the project, indicating the number of minority, women, and non-minority group employees currently engaged in each work classification required by the contract work. This information is to be reported on [Form FHWA-1391](#). The staffing data should represent the project work force on board in all or any part of the last payroll period preceding the end of July. If on-the-job training is being required by special provision, the contractor will be required to collect and report training data. The employment data should reflect the work force on board during all or any part of the last payroll period preceding the end of July.

III. NONSEGREGATED FACILITIES

This provision is applicable to all Federal-aid construction contracts and to all related construction subcontracts of \$10,000 or more.

The contractor must ensure that facilities provided for employees are provided in such a manner that segregation on the basis of race, color, religion, sex, or national origin cannot result. The contractor may neither require such segregated use by written or oral policies nor tolerate such use by employee custom. The contractor's obligation extends further to ensure that its employees are not assigned to perform their services at any location, under the contractor's control, where the facilities are segregated. The term "facilities" includes waiting rooms, work areas, restaurants and other eating areas, time clocks, restrooms, washrooms, locker rooms, and other storage or dressing areas, parking lots, drinking fountains, recreation or entertainment areas, transportation, and housing provided for employees. The contractor shall provide separate or single-user restrooms and necessary dressing or sleeping areas to assure privacy between sexes.

IV. DAVIS-BACON AND RELATED ACT PROVISIONS

This section is applicable to all Federal-aid construction projects exceeding \$2,000 and to all related subcontracts and lower-tier subcontracts (regardless of subcontract size). The requirements apply to all projects located within the right-of-way of a roadway that is functionally classified as Federal-aid highway. This excludes roadways functionally classified as local roads or rural minor collectors, which are exempt. Contracting agencies may elect to apply these requirements to other projects.

The following provisions are from the U.S. Department of Labor regulations in 29 CFR 5.5 "Contract provisions and related matters" with minor revisions to conform to the FHWA-1273 format and FHWA program requirements.

1. Minimum wages

- a. All laborers and mechanics employed or working upon the site of the work, will be paid unconditionally and not less often than once a week, and without subsequent deduction or rebate on any account (except such payroll deductions as are permitted by regulations issued by the Secretary of Labor under the Copeland Act (29 CFR part 3)), the full amount of wages and bona fide fringe benefits (or cash equivalents thereof) due at time of payment computed at rates not less than those contained in the wage determination of the Secretary of Labor which is attached hereto and made a part hereof, regardless of any contractual relationship which may be alleged to exist between the contractor and such laborers and mechanics.

Contributions made or costs reasonably anticipated for bona fide fringe benefits under section 1(b)(2) of the Davis-Bacon Act on behalf of laborers or mechanics are considered wages paid to such laborers or mechanics, subject to the provisions of paragraph 1.d. of this section; also, regular contributions made or costs incurred for more than a weekly period (but not less often than quarterly) under plans, funds, or programs which cover the particular weekly period, are deemed to be constructively made or incurred during such weekly period. Such laborers and mechanics shall be paid the appropriate wage rate and fringe benefits on the wage determination for the classification of work actually performed, without regard to skill, except as provided in 29 CFR 5.5(a)(4). Laborers or mechanics performing work in more than one classification may be compensated at the rate specified for each classification for the time actually worked therein: Provided, That the employer's payroll records accurately set forth the time spent in each classification in which work is performed. The wage determination (including any additional classification and wage rates conformed under paragraph 1.b. of this section) and the Davis-Bacon poster (WH-1321) shall be posted at all times by the contractor and its subcontractors at the site of the work in a prominent and accessible place where it can be easily seen by the workers.

- b. (1) The contracting officer shall require that any class of laborers or mechanics, including helpers, which is not listed in the wage determination and which is to be employed under the contract shall be classified in conformance with the wage determination. The contracting officer shall approve an additional classification and wage rate and fringe benefits therefore only when the following criteria have been met:
 - (i) The work to be performed by the classification requested is not performed by a classification in the wage determination; and
 - (ii) The classification is utilized in the area by the construction industry; and
 - (iii) The proposed wage rate, including any bona fide fringe benefits, bears a reasonable relationship to the wage rates contained in the wage determination.
- (2) If the contractor and the laborers and mechanics to be employed in the classification (if known), or their representatives, and the contracting officer agree on the classification and wage rate (including the amount designated for fringe benefits where appropriate), a report of the action taken shall be sent by the contracting officer to the Administrator of the Wage and Hour Division, Employment Standards Administration, U.S. Department of Labor, Washington, DC 20210. The Administrator, or an authorized representative, will approve, modify, or disapprove every additional classification action within 30 days of receipt and so advise the contracting officer or will notify the contracting officer within the 30-day period that additional time is necessary.
- (3) In the event the contractor, the laborers or mechanics to be employed in the classification or their representatives, and the contracting officer do not agree on the proposed classification and wage rate (including the amount designated for fringe benefits, where appropriate), the contracting officer shall refer the questions, including the views of all interested parties and the recommendation of the contracting officer, to the Wage and Hour Administrator for determination. The Wage and Hour Administrator, or an authorized representative, will issue a determination within 30 days of receipt and so advise the contracting officer or will notify the contracting officer within the 30-day period that additional time is necessary.
- (4) The wage rate (including fringe benefits where appropriate) determined pursuant to paragraphs 1.b.(2) or 1.b.(3) of this section, shall be paid to all workers performing work in the classification under this contract from the first day on which work is performed in the classification.
- c. Whenever the minimum wage rate prescribed in the contract for a class of laborers or mechanics includes a fringe benefit which is not expressed as an hourly rate, the contractor shall either pay the benefit as stated in the wage determination or shall pay another bona fide fringe benefit or an hourly cash equivalent thereof.
- d. If the contractor does not make payments to a trustee or other third person, the contractor may consider as part of the wages of any laborer or mechanic the amount of any costs reasonably anticipated in providing bona fide fringe benefits under a plan or program, Provided, That the Secretary of Labor has found, upon the written request of the contractor, that the applicable standards of the Davis-Bacon Act have been met. The Secretary of Labor may require the contractor to set aside in a separate account assets for the meeting of obligations under the plan or program.

2. Withholding

The contracting agency shall upon its own action or upon written request of an authorized representative of the Department of Labor, withhold or cause to be withheld from the contractor under this contract, or any other Federal contract with the same prime contractor, or any other federally-assisted contract subject to Davis-Bacon prevailing wage requirements, which is held by the same prime contractor, so much of the accrued payments or advances as may be considered necessary to pay laborers and mechanics, including apprentices, trainees, and helpers, employed by the contractor or any subcontractor the full amount of wages required by the contract. In the event of failure to pay any laborer or mechanic, including any apprentice, trainee, or helper, employed or working on the site of the work, all or part of the wages required by the contract, the contracting agency may, after written notice to the contractor, take such action as may be necessary to cause the suspension of any further payment, advance, or guarantee of funds until such violations have ceased.

3. Payrolls and basic records

- a. Payrolls and basic records relating thereto shall be maintained by the contractor during the course of the work and preserved for a period of three years thereafter for all laborers and mechanics working at the site of the work. Such records shall contain the name, address, and social security number of each such worker, his or her correct classification, hourly rates of wages paid (including rates of contributions or costs anticipated for bona fide fringe benefits or cash equivalents thereof of the types described in section 1(b)(2)(B) of the Davis-Bacon Act), daily and weekly number of hours worked, deductions made and actual wages paid. Whenever the Secretary of Labor has found under 29 CFR 5.5(a)(1)(iv) that the wages of any laborer or mechanic include the amount of any costs reasonably anticipated in providing benefits under a plan or program described in section 1(b)(2)(B) of the Davis-Bacon Act, the contractor shall maintain records which show that the commitment to provide such benefits is enforceable, that the plan or program is financially responsible, and that the plan or program has been communicated in writing to the laborers or mechanics affected, and records which show the costs anticipated or the actual cost incurred in providing such benefits. Contractors employing apprentices or trainees under approved programs shall maintain written evidence of the registration of apprenticeship programs and certification of trainee programs, the registration of the apprentices and trainees, and the ratios and wage rates prescribed in the applicable programs.
- b. (1) The contractor shall submit weekly for each week in which any contract work is performed a copy of all payrolls to the contracting agency. The payrolls submitted shall set out accurately and completely all of the information required to be maintained under 29 CFR 5.5(a)(3)(i), except that full social security numbers and home addresses shall not be included on weekly transmittals. Instead the payrolls shall only need to include an individually identifying number for each employee (e.g., the last four digits of the employee's social security number). The required weekly payroll information may be submitted in any form desired. Optional Form WH-347 is available for this purpose from the Wage and Hour Division Web site at <http://www.dol.gov/esa/whd/forms/wh347instr.htm> or its successor site. The prime contractor is responsible for the submission of copies of payrolls by all subcontractors. Contractors and subcontractors shall maintain the full social security number and current address of each covered worker, and shall provide them upon request to the contracting agency for transmission to the State DOT, the FHWA or the Wage and Hour Division of the Department of Labor for purposes of an investigation or audit of compliance with prevailing wage requirements. It is not a violation of this section for a prime contractor to require a subcontractor to provide addresses and social security numbers to the prime contractor for its own records, without weekly submission to the contracting agency.
- (2) Each payroll submitted shall be accompanied by a "Statement of Compliance," signed by the contractor or subcontractor or his or her agent who pays or supervises the payment of the persons employed under the contract and shall certify the following:
 - (i) That the payroll for the payroll period contains the information required to be provided under §5.5 (a)(3)(ii) of Regulations, 29 CFR part 5, the appropriate information is being maintained under §5.5 (a)(3)(i) of Regulations, 29 CFR part 5, and that such information is correct and complete;
 - (ii) That each laborer or mechanic (including each helper, apprentice, and trainee) employed on the contract during the payroll period has been paid the full weekly wages earned, without

rebate, either directly or indirectly, and that no deductions have been made either directly or indirectly from the full wages earned, other than permissible deductions as set forth in Regulations, 29 CFR part 3;

- (iii) That each laborer or mechanic has been paid not less than the applicable wage rates and fringe benefits or cash equivalents for the classification of work performed, as specified in the applicable wage determination incorporated into the contract.

(3) The weekly submission of a properly executed certification set forth on the reverse side of Optional Form WH-347 shall satisfy the requirement for submission of the "Statement of Compliance" required by paragraph 3.b.(2) of this section.

(4) The falsification of any of the above certifications may subject the contractor or subcontractor to civil or criminal prosecution under section 1001 of title 18 and section 231 of title 31 of the United States Code.

- c. The contractor or subcontractor shall make the records required under paragraph 3.a. of this section available for inspection, copying, or transcription by authorized representatives of the contracting agency, the State DOT, the FHWA, or the Department of Labor, and shall permit such representatives to interview employees during working hours on the job. If the contractor or subcontractor fails to submit the required records or to make them available, the FHWA may, after written notice to the contractor, the contracting agency or the State DOT, take such action as may be necessary to cause the suspension of any further payment, advance, or guarantee of funds. Furthermore, failure to submit the required records upon request or to make such records available may be grounds for debarment action pursuant to 29 CFR 5.12.

4. Apprentices and trainees

- a. Apprentices (programs of the USDOL).

Apprentices will be permitted to work at less than the predetermined rate for the work they performed when they are employed pursuant to and individually registered in a bona fide apprenticeship program registered with the U.S. Department of Labor, Employment and Training Administration, Office of Apprenticeship Training, Employer and Labor Services, or with a State Apprenticeship Agency recognized by the Office, or if a person is employed in his or her first 90 days of probationary employment as an apprentice in such an apprenticeship program, who is not individually registered in the program, but who has been certified by the Office of Apprenticeship Training, Employer and Labor Services or a State Apprenticeship Agency (where appropriate) to be eligible for probationary employment as an apprentice.

The allowable ratio of apprentices to journeymen on the job site in any craft classification shall not be greater than the ratio permitted to the contractor as to the entire work force under the registered program. Any worker listed on a payroll at an apprentice wage rate, who is not registered or otherwise employed as stated above, shall be paid not less than the applicable wage rate on the wage determination for the classification of work actually performed. In addition, any apprentice performing work on the job site in excess of the ratio permitted under the registered program shall be paid not less than the applicable wage rate on the wage determination for the work actually performed. Where a contractor is performing construction on a project in a locality other than that in which its program is registered, the ratios and wage rates (expressed in percentages of the journeyman's hourly rate) specified in the contractor's or subcontractor's registered program shall be observed.

Every apprentice must be paid at not less than the rate specified in the registered program for the apprentice's level of progress, expressed as a percentage of the journeymen hourly rate specified in the applicable wage determination. Apprentices shall be paid fringe benefits in accordance with the provisions of the apprenticeship program. If the apprenticeship program does not specify fringe benefits, apprentices must be paid the full amount of fringe benefits listed on the wage determination for the applicable classification. If the Administrator determines that a different practice prevails for the applicable apprentice classification, fringes shall be paid in accordance with that determination.

In the event the Office of Apprenticeship Training, Employer and Labor Services, or a State Apprenticeship Agency recognized by the Office, withdraws approval of an apprenticeship program, the contractor will no longer be permitted to utilize apprentices at less than the applicable predetermined rate for the work performed until an acceptable program is approved.

b. Trainees (programs of the USDOL).

Except as provided in 29 CFR 5.16, trainees will not be permitted to work at less than the predetermined rate for the work performed unless they are employed pursuant to and individually registered in a program which has received prior approval, evidenced by formal certification by the U.S. Department of Labor, Employment and Training Administration.

The ratio of trainees to journeymen on the job site shall not be greater than permitted under the plan approved by the Employment and Training Administration.

Every trainee must be paid at not less than the rate specified in the approved program for the trainee's level of progress, expressed as a percentage of the journeyman hourly rate specified in the applicable wage determination. Trainees shall be paid fringe benefits in accordance with the provisions of the trainee program. If the trainee program does not mention fringe benefits, trainees shall be paid the full amount of fringe benefits listed on the wage determination unless the Administrator of the Wage and Hour Division determines that there is an apprenticeship program associated with the corresponding journeyman wage rate on the wage determination which provides for less than full fringe benefits for apprentices. Any employee listed on the payroll at a trainee rate who is not registered and participating in a training plan approved by the Employment and Training Administration shall be paid not less than the applicable wage rate on the wage determination for the classification of work actually performed. In addition, any trainee performing work on the job site in excess of the ratio permitted under the registered program shall be paid not less than the applicable wage rate on the wage determination for the work actually performed.

In the event the Employment and Training Administration withdraws approval of a training program, the contractor will no longer be permitted to utilize trainees at less than the applicable predetermined rate for the work performed until an acceptable program is approved.

- c. Equal employment opportunity. The utilization of apprentices, trainees and journeymen under this part shall be in conformity with the equal employment opportunity requirements of Executive Order 11246, as amended, and 29 CFR part 30.
- d. Apprentices and Trainees (programs of the U.S. DOT).
Apprentices and trainees working under apprenticeship and skill training programs which have been certified by the Secretary of Transportation as promoting EEO in connection with Federal-aid highway construction programs are not subject to the requirements of paragraph 4 of this Section IV. The straight time hourly wage rates for apprentices and trainees under such programs will be established by the particular programs. The ratio of apprentices and trainees to journeymen shall not be greater than permitted by the terms of the particular program.
- 5. Compliance with Copeland Act requirements. The contractor shall comply with the requirements of 29 CFR part 3, which are incorporated by reference in this contract.
- 6. Subcontracts. The contractor or subcontractor shall insert Form FHWA-1273 in any subcontracts and also require the subcontractors to include Form FHWA-1273 in any lower tier subcontracts. The prime contractor shall be responsible for the compliance by any subcontractor or lower tier subcontractor with all the contract clauses in 29 CFR 5.5.
- 7. Contract termination: debarment. A breach of the contract clauses in 29 CFR 5.5 may be grounds for termination of the contract, and for debarment as a contractor and a subcontractor as provided in 29 CFR 5.12.
- 8. Compliance with Davis-Bacon and Related Act requirements. All rulings and interpretations of the Davis-Bacon and Related Acts contained in 29 CFR parts 1, 3, and 5 are herein incorporated by reference in this contract.
- 9. Disputes concerning labor standards. Disputes arising out of the labor standards provisions of this contract shall not be subject to the general disputes clause of this contract. Such disputes shall be resolved in accordance with the procedures of the Department of Labor set forth in 29 CFR parts 5, 6, and 7. Disputes within the meaning of this clause include disputes between the contractor (or any of its subcontractors) and the contracting agency, the U.S. Department of Labor, or the employees or their representatives.

10. Certification of eligibility.

- a. By entering into this contract, the contractor certifies that neither it (nor he or she) nor any person or firm who has an interest in the contractor's firm is a person or firm ineligible to be awarded Government contracts by virtue of section 3(a) of the Davis-Bacon Act or 29 CFR 5.12(a)(1).
- b. No part of this contract shall be subcontracted to any person or firm ineligible for award of a Government contract by virtue of section 3(a) of the Davis-Bacon Act or 29 CFR 5.12(a)(1).
- c. The penalty for making false statements is prescribed in the U.S. Criminal Code, 18 U.S.C. 1001.

V. CONTRACT WORK HOURS AND SAFETY STANDARDS ACT

The following clauses apply to any Federal-aid construction contract in an amount in excess of \$100,000 and subject to the overtime provisions of the Contract Work Hours and Safety Standards Act. These clauses shall be inserted in addition to the clauses required by 29 CFR 5.5(a) or 29 CFR 4.6. As used in this paragraph, the terms laborers and mechanics include watchmen and guards.

1. Overtime requirements. No contractor or subcontractor contracting for any part of the contract work which may require or involve the employment of laborers or mechanics shall require or permit any such laborer or mechanic in any workweek in which he or she is employed on such work to work in excess of forty hours in such workweek unless such laborer or mechanic receives compensation at a rate not less than one and one-half times the basic rate of pay for all hours worked in excess of forty hours in such workweek.
2. Violation; liability for unpaid wages; liquidated damages. In the event of any violation of the clause set forth in paragraph (1.) of this section, the contractor and any subcontractor responsible therefor shall be liable for the unpaid wages. In addition, such contractor and subcontractor shall be liable to the United States (in the case of work done under contract for the District of Columbia or a territory, to such District or to such territory), for liquidated damages. Such liquidated damages shall be computed with respect to each individual laborer or mechanic, including watchmen and guards, employed in violation of the clause set forth in paragraph (1.) of this section, in the sum of \$10 for each calendar day on which such individual was required or permitted to work in excess of the standard workweek of forty hours without payment of the overtime wages required by the clause set forth in paragraph (1.) of this section.
3. Withholding for unpaid wages and liquidated damages. The FHWA or the contracting agency shall upon its own action or upon written request of an authorized representative of the Department of Labor withhold or cause to be withheld, from any moneys payable on account of work performed by the contractor or subcontractor under any such contract or any other Federal contract with the same prime contractor, or any other federally-assisted contract subject to the Contract Work Hours and Safety Standards Act, which is held by the same prime contractor, such sums as may be determined to be necessary to satisfy any liabilities of such contractor or subcontractor for unpaid wages and liquidated damages as provided in the clause set forth in paragraph (2.) of this section.
4. Subcontracts. The contractor or subcontractor shall insert in any subcontracts the clauses set forth in paragraph (1.) through (4.) of this section and also a clause requiring the subcontractors to include these clauses in any lower tier subcontracts. The prime contractor shall be responsible for compliance by any subcontractor or lower tier subcontractor with the clauses set forth in paragraphs (1.) through (4.) of this section.

VI. SUBLETTING OR ASSIGNING THE CONTRACT

This provision is applicable to all Federal-aid construction contracts on the National Highway System.

1. The contractor shall perform with its own organization contract work amounting to not less than 30 percent (or a greater percentage if specified elsewhere in the contract) of the total original contract price, excluding any specialty items designated by the contracting agency. Specialty items may be performed by subcontract and the amount of any such specialty items performed may be deducted from the total original contract price before computing the amount of work required to be performed by the contractor's own organization (23 CFR 635.116).

- a. The term “perform work with its own organization” refers to workers employed or leased by the prime contractor, and equipment owned or rented by the prime contractor, with or without operators. Such term does not include employees or equipment of a subcontractor or lower tier subcontractor, agents of the prime contractor, or any other assignees. The term may include payments for the costs of hiring leased employees from an employee leasing firm meeting all relevant Federal and State regulatory requirements. Leased employees may only be included in this term if the prime contractor meets all of the following conditions:
 - (1) the prime contractor maintains control over the supervision of the day-to-day activities of the leased employees;
 - (2) the prime contractor remains responsible for the quality of the work of the leased employees;
 - (3) the prime contractor retains all power to accept or exclude individual employees from work on the project; and
 - (4) the prime contractor remains ultimately responsible for the payment of predetermined minimum wages, the submission of payrolls, statements of compliance and all other Federal regulatory requirements.
 - b. "Specialty Items" shall be construed to be limited to work that requires highly specialized knowledge, abilities, or equipment not ordinarily available in the type of contracting organizations qualified and expected to bid or propose on the contract as a whole and in general are to be limited to minor components of the overall contract.
2. The contract amount upon which the requirements set forth in paragraph (1) of Section VI is computed includes the cost of material and manufactured products which are to be purchased or produced by the contractor under the contract provisions.
 3. The contractor shall furnish (a) a competent superintendent or supervisor who is employed by the firm, has full authority to direct performance of the work in accordance with the contract requirements, and is in charge of all construction operations (regardless of who performs the work) and (b) such other of its own organizational resources (supervision, management, and engineering services) as the contracting officer determines is necessary to assure the performance of the contract.
 4. No portion of the contract shall be sublet, assigned or otherwise disposed of except with the written consent of the contracting officer, or authorized representative, and such consent when given shall not be construed to relieve the contractor of any responsibility for the fulfillment of the contract. Written consent will be given only after the contracting agency has assured that each subcontract is evidenced in writing and that it contains all pertinent provisions and requirements of the prime contract.
 5. The 30% self-performance requirement of paragraph (1) is not applicable to design-build contracts; however, contracting agencies may establish their own self-performance requirements.

VII. SAFETY: ACCIDENT PREVENTION

This provision is applicable to all Federal-aid construction contracts and to all related subcontracts.

1. In the performance of this contract the contractor shall comply with all applicable Federal, State, and local laws governing safety, health, and sanitation (23 CFR 635). The contractor shall provide all safeguards, safety devices and protective equipment and take any other needed actions as it determines, or as the contracting officer may determine, to be reasonably necessary to protect the life and health of employees on the job and the safety of the public and to protect property in connection with the performance of the work covered by the contract.
2. It is a condition of this contract, and shall be made a condition of each subcontract, which the contractor enters into pursuant to this contract, that the contractor and any subcontractor shall not permit any employee, in performance of the contract, to work in surroundings or under conditions which are unsanitary, hazardous or dangerous to his/her health or safety, as determined under construction safety and health standards (29 CFR 1926) promulgated by the Secretary of Labor, in accordance with Section 107 of the Contract Work Hours and Safety Standards Act (40 U.S.C. 3704).

3. Pursuant to 29 CFR 1926.3, it is a condition of this contract that the Secretary of Labor or authorized representative thereof, shall have right of entry to any site of contract performance to inspect or investigate the matter of compliance with the construction safety and health standards and to carry out the duties of the Secretary under Section 107 of the Contract Work Hours and Safety Standards Act (40 U.S.C.3704).

VIII. FALSE STATEMENTS CONCERNING HIGHWAY PROJECTS

This provision is applicable to all Federal-aid construction contracts and to all related subcontracts.

In order to assure high quality and durable construction in conformity with approved plans and specifications and a high degree of reliability on statements and representations made by engineers, contractors, suppliers, and workers on Federal-aid highway projects, it is essential that all persons concerned with the project perform their functions as carefully, thoroughly, and honestly as possible. Willful falsification, distortion, or misrepresentation with respect to any facts related to the project is a violation of Federal law. To prevent any misunderstanding regarding the seriousness of these and similar acts, Form FHWA-1022 shall be posted on each Federal-aid highway project (23 CFR 635) in one or more places where it is readily available to all persons concerned with the project:

18 U.S.C. 1020 reads as follows:

"Whoever, being an officer, agent, or employee of the United States, or of any State or Territory, or whoever, whether a person, association, firm, or corporation, knowingly makes any false statement, false representation, or false report as to the character, quality, quantity, or cost of the material used or to be used, or the quantity or quality of the work performed or to be performed, or the cost thereof in connection with the submission of plans, maps, specifications, contracts, or costs of construction on any highway or related project submitted for approval to the Secretary of Transportation; or

Whoever knowingly makes any false statement, false representation, false report or false claim with respect to the character, quality, quantity, or cost of any work performed or to be performed, or materials furnished or to be furnished, in connection with the construction of any highway or related project approved by the Secretary of Transportation; or

Whoever knowingly makes any false statement or false representation as to material fact in any statement, certificate, or report submitted pursuant to provisions of the Federal-aid Roads Act approved July 1, 1916, (39 Stat. 355), as amended and supplemented;

Shall be fined under this title or imprisoned not more than 5 years or both."

IX. IMPLEMENTATION OF CLEAN AIR ACT AND FEDERAL WATER POLLUTION CONTROL ACT

This provision is applicable to all Federal-aid construction contracts and to all related subcontracts.

By submission of this bid/proposal or the execution of this contract, or subcontract, as appropriate, the bidder, proposer, Federal-aid construction contractor, or subcontractor, as appropriate, will be deemed to have stipulated as follows:

1. That any person who is or will be utilized in the performance of this contract is not prohibited from receiving an award due to a violation of Section 508 of the Clean Water Act or Section 306 of the Clean Air Act.
2. That the contractor agrees to include or cause to be included the requirements of paragraph (1) of this Section X in every subcontract, and further agrees to take such action as the contracting agency may direct as a means of enforcing such requirements.

X. CERTIFICATION REGARDING DEBARMENT, SUSPENSION, INELIGIBILITY AND VOLUNTARY EXCLUSION

This provision is applicable to all Federal-aid construction contracts, design-build contracts, subcontracts, lower-tier subcontracts, purchase orders, lease agreements, consultant contracts or any other covered transaction requiring FHWA approval or that is estimated to cost \$25,000 or more – as defined in 2 CFR Parts 180 and 1200.

1. Instructions for Certification – First Tier Participants:

- a. By signing and submitting this proposal, the prospective first tier participant is providing the certification set out below.
- b. The inability of a person to provide the certification set out below will not necessarily result in denial of participation in this covered transaction. The prospective first tier participant shall submit an explanation of why it cannot provide the certification set out below. The certification or explanation will be considered in connection with the department or agency's determination whether to enter into this transaction. However, failure of the prospective first tier participant to furnish a certification or an explanation shall disqualify such a person from participation in this transaction.
- c. The certification in this clause is a material representation of fact upon which reliance was placed when the contracting agency determined to enter into this transaction. If it is later determined that the prospective participant knowingly rendered an erroneous certification, in addition to other remedies available to the Federal Government, the contracting agency may terminate this transaction for cause of default.
- d. The prospective first tier participant shall provide immediate written notice to the contracting agency to whom this proposal is submitted if any time the prospective first tier participant learns that its certification was erroneous when submitted or has become erroneous by reason of changed circumstances.
- e. The terms "covered transaction," "debarred," "suspended," "ineligible," "participant," "person," "principal," and "voluntarily excluded," as used in this clause, are defined in 2 CFR Parts 180 and 1200. "First Tier Covered Transactions" refers to any covered transaction between a grantee or subgrantee of Federal funds and a participant (such as the prime or general contract). "Lower Tier Covered Transactions" refers to any covered transaction under a First Tier Covered Transaction (such as subcontracts). "First Tier Participant" refers to the participant who has entered into a covered transaction with a grantee or subgrantee of Federal funds (such as the prime or general contractor). "Lower Tier Participant" refers any participant who has entered into a covered transaction with a First Tier Participant or other Lower Tier Participants (such as subcontractors and suppliers).
- f. The prospective first tier participant agrees by submitting this proposal that, should the proposed covered transaction be entered into, it shall not knowingly enter into any lower tier covered transaction with a person who is debarred, suspended, declared ineligible, or voluntarily excluded from participation in this covered transaction, unless authorized by the department or agency entering into this transaction.
- g. The prospective first tier participant further agrees by submitting this proposal that it will include the clause titled "Certification Regarding Debarment, Suspension, Ineligibility and Voluntary Exclusion-Lower Tier Covered Transactions," provided by the department or contracting agency, entering into this covered transaction, without modification, in all lower tier covered transactions and in all solicitations for lower tier covered transactions exceeding the \$25,000 threshold.
- h. A participant in a covered transaction may rely upon a certification of a prospective participant in a lower tier covered transaction that is not debarred, suspended, ineligible, or voluntarily excluded from the covered transaction, unless it knows that the certification is erroneous. A participant is responsible for ensuring that its principals are not suspended, debarred, or otherwise ineligible to participate in covered transactions. To verify the eligibility of its principals, as well as the eligibility of any lower tier prospective participants, each participant may, but is not required to, check the Excluded Parties List System website (<https://www.epls.gov/>), which is compiled by the General Services Administration.
- i. Nothing contained in the foregoing shall be construed to require the establishment of a system of records in order to render in good faith the certification required by this clause. The knowledge and information of the prospective participant is not required to exceed that which is normally possessed by a prudent person in the ordinary course of business dealings.
- j. Except for transactions authorized under paragraph (f) of these instructions, if a participant in a covered transaction knowingly enters into a lower tier covered transaction with a person who is suspended, debarred, ineligible, or voluntarily excluded from participation in this transaction, in addition to other remedies available to the Federal Government, the department or agency may terminate this transaction for cause or default.

* * * * *

2. Certification Regarding Debarment, Suspension, Ineligibility and Voluntary Exclusion – First Tier Participants:

- a. The prospective first tier participant certifies to the best of its knowledge and belief, that it and its principals:
 - (1) Are not presently debarred, suspended, proposed for debarment, declared ineligible, or voluntarily excluded from participating in covered transactions by any Federal department or agency;
 - (2) Have not within a three-year period preceding this proposal been convicted of or had a civil judgment rendered against them for commission of fraud or a criminal offense in connection with obtaining, attempting to obtain, or performing a public (Federal, State or local) transaction or contract under a public transaction; violation of Federal or State antitrust statutes or commission of embezzlement, theft, forgery, bribery, falsification or destruction of records, making false statements, or receiving stolen property;
 - (3) Are not presently indicted for or otherwise criminally or civilly charged by a governmental entity (Federal, State or local) with commission of any of the offenses enumerated in paragraph (a)(2) of this certification; and
 - (4) Have not within a three-year period preceding this application/proposal had one or more public transactions (Federal, State or local) terminated for cause or default.
- b. Where the prospective participant is unable to certify to any of the statements in this certification, such prospective participant shall attach an explanation to this proposal.

2. Instructions for Certification - Lower Tier Participants:

(Applicable to all subcontracts, purchase orders and other lower tier transactions requiring prior FHWA approval or estimated to cost \$25,000 or more - 2 CFR Parts 180 and 1200)

- a. By signing and submitting this proposal, the prospective lower tier is providing the certification set out below.
- b. The certification in this clause is a material representation of fact upon which reliance was placed when this transaction was entered into. If it is later determined that the prospective lower tier participant knowingly rendered an erroneous certification, in addition to other remedies available to the Federal Government, the department, or agency with which this transaction originated may pursue available remedies, including suspension and/or debarment.
- c. The prospective lower tier participant shall provide immediate written notice to the person to which this proposal is submitted if at any time the prospective lower tier participant learns that its certification was erroneous by reason of changed circumstances.
- d. The terms "covered transaction," "debarred," "suspended," "ineligible," "participant," "person," "principal," and "voluntarily excluded," as used in this clause, are defined in 2 CFR Parts 180 and 1200. You may contact the person to which this proposal is submitted for assistance in obtaining a copy of those regulations. "First Tier Covered Transactions" refers to any covered transaction between a grantee or subgrantee of Federal funds and a participant (such as the prime or general contract). "Lower Tier Covered Transactions" refers to any covered transaction under a First Tier Covered Transaction (such as subcontracts). "First Tier Participant" refers to the participant who has entered into a covered transaction with a grantee or subgrantee of Federal funds (such as the prime or general contractor). "Lower Tier Participant" refers any participant who has entered into a covered transaction with a First Tier Participant or other Lower Tier Participants (such as subcontractors and suppliers).
- e. The prospective lower tier participant agrees by submitting this proposal that, should the proposed covered transaction be entered into, it shall not knowingly enter into any lower tier covered transaction with a person who is debarred, suspended, declared ineligible, or voluntarily excluded from participation in this covered transaction, unless authorized by the department or agency with which this transaction originated.

- f. The prospective lower tier participant further agrees by submitting this proposal that it will include this clause titled "Certification Regarding Debarment, Suspension, Ineligibility and Voluntary Exclusion-Lower Tier Covered Transaction," without modification, in all lower tier covered transactions and in all solicitations for lower tier covered transactions exceeding the \$25,000 threshold.
- g. A participant in a covered transaction may rely upon a certification of a prospective participant in a lower tier covered transaction that is not debarred, suspended, ineligible, or voluntarily excluded from the covered transaction, unless it knows that the certification is erroneous. A participant is responsible for ensuring that its principals are not suspended, debarred, or otherwise ineligible to participate in covered transactions. To verify the eligibility of its principals, as well as the eligibility of any lower tier prospective participants, each participant may, but is not required to, check the Excluded Parties List System website (<https://www.epls.gov/>), which is compiled by the General Services Administration.
- h. Nothing contained in the foregoing shall be construed to require establishment of a system of records in order to render in good faith the certification required by this clause. The knowledge and information of participant is not required to exceed that which is normally possessed by a prudent person in the ordinary course of business dealings.
- i. Except for transactions authorized under paragraph e of these instructions, if a participant in a covered transaction knowingly enters into a lower tier covered transaction with a person who is suspended, debarred, ineligible, or voluntarily excluded from participation in this transaction, in addition to other remedies available to the Federal Government, the department or agency with which this transaction originated may pursue available remedies, including suspension and/or debarment.

* * * * *

Certification Regarding Debarment, Suspension, Ineligibility and Voluntary Exclusion--Lower Tier Participants:

- 1. The prospective lower tier participant certifies, by submission of this proposal, that neither it nor its principals is presently debarred, suspended, proposed for debarment, declared ineligible, or voluntarily excluded from participating in covered transactions by any Federal department or agency.
- 2. Where the prospective lower tier participant is unable to certify to any of the statements in this certification, such prospective participant shall attach an explanation to this proposal.

* * * * *

XI. CERTIFICATION REGARDING USE OF CONTRACT FUNDS FOR LOBBYING

This provision is applicable to all Federal-aid construction contracts and to all related subcontracts which exceed \$100,000 (49 CFR 20).

- 1. The prospective participant certifies, by signing and submitting this bid or proposal, to the best of his or her knowledge and belief, that:
 - a. No Federal appropriated funds have been paid or will be paid, by or on behalf of the undersigned, to any person for influencing or attempting to influence an officer or employee of any Federal agency, a Member of Congress, an officer or employee of Congress, or an employee of a Member of Congress in connection with the awarding of any Federal contract, the making of any Federal grant, the making of any Federal loan, the entering into of any cooperative agreement, and the extension, continuation, renewal, amendment, or modification of any Federal contract, grant, loan, or cooperative agreement.
 - b. If any funds other than Federal appropriated funds have been paid or will be paid to any person for influencing or attempting to influence an officer or employee of any Federal agency, a Member of Congress, an officer or employee of Congress, or an employee of a Member of Congress in connection with this Federal contract, grant, loan, or cooperative agreement, the undersigned shall complete and submit Standard Form-LLL, "Disclosure Form to Report Lobbying," in accordance with its instructions.
- 2. This certification is a material representation of fact upon which reliance was placed when this transaction was made or entered into. Submission of this certification is a prerequisite for making or entering into this transaction imposed by 31 U.S.C. 1352. Any person who fails to file the required certification shall be subject to a civil penalty of not less than \$10,000 and not more than \$100,000 for each such failure.

3. The prospective participant also agrees by submitting its bid or proposal that the participant shall require that the language of this certification be included in all lower tier subcontracts, which exceed \$100,000 and that all such recipients shall certify and disclose accordingly.

* * * * *

APPENDICES TO THE TITLE VI ASSURANCE

APPENDIX A

During the performance of this contract, the contractor, for itself, its assignees, and successors in interest (hereinafter referred to as the "contractor") agrees as follows:

1. **Compliance with Regulations:** The contractor (hereinafter includes consultants) will comply with the Acts and the Regulations relative to Non-discrimination in Federally-assisted programs of the U.S. Department of Transportation, (Federal Highway Administration (FHWA), or Federal Transit Authority (FTA)), as they may be amended from time to time, which are herein incorporated by reference and made a part of this contract.
2. **Non-discrimination:** The contractor, with regard to the work performed by it during the contract, will not discriminate on the grounds of race, color, or national origin in the selection and retention of subcontractors, including procurements of materials and leases of equipment. The contractor will not participate directly or indirectly in the discrimination prohibited by the Acts and the Regulations, including employment practices when the contract covers any activity, project, or program set forth in Appendix B of 49 CFR Part 21.
3. **Solicitations for Subcontracts, Including Procurements of Materials and Equipment:** In all solicitations, either by competitive bidding, or negotiation made by the contractor for work to be performed under a subcontract, including procurements of materials, or leases of equipment, each potential subcontractor or supplier will be notified by the contractor of the contractor's obligations under this contract and the Acts and the Regulations relative to Non-discrimination on the grounds of race, color, or national origin.
4. **Information and Reports:** The contractor will provide all information and reports required by the Acts and the Regulations, and will permit access to its books, records, accounts, other sources of information, and its facilities as may be determined by the Recipient or the Federal Highway Administration (FHWA), or Federal Transit Authority (FTA) to be pertinent to ascertain compliance with such Acts, Regulations, and instructions. Where any information required of a contractor is in the exclusive possession of another who fails or refuses to furnish the information, the contractor will so certify to the Recipient or the Federal Highway Administration (FHWA), or Federal Transit Authority (FTA), as appropriate, and will set forth what efforts it has made to obtain the information.
5. **Sanctions for Noncompliance:** In the event of a contractor's noncompliance with the Non-discrimination provisions of this contract, the Recipient will impose such contract sanctions as it or the Federal Highway Administration (FHWA), or Federal Transit Authority (FTA) may determine to be appropriate, including, but not limited to:
 - withholding payments to the contractor under the contract until the contractor complies;
 - and/or cancelling, terminating, or suspending a contract, in whole or in part.
6. **Incorporation of Provisions:** The contractor will include the provisions of paragraphs one through five in every subcontract, including procurements of materials and leases of equipment, unless exempt by the Acts and the Regulations . The contractor will take action with respect to any subcontract or procurement as the Recipient or the Federal Highway Administration (FHWA), or Federal Transit Authority (FTA) may direct as a means of enforcing such provisions including sanctions for noncompliance. Provided, that if the contractor becomes involved in, or is threatened with litigation by a subcontractor, or supplier because of such direction, the contractor may request the Recipient to enter into any litigation to protect the interests of the Recipient. In addition, the contractor may request the United States to enter into the litigation to protect the interests of the United States.

APPENDIX E

During the performance of this contract, the contractor or consultant, for itself, its assignees, and successors in interest (hereinafter referred to as the "contractor") agrees to comply with the following nondiscrimination statutes and authorities; including but not limited to:

Pertinent Non-Discrimination Authorities:

Title VI of the Civil Rights Act of 1964 (42 U.S.C. § 2000d et seq., 78 stat. 252), (prohibits discrimination on the basis of race, color, national origin); and 49 CFR Part 21.

The Uniform Relocation Assistance and Real Property Acquisition Policies Act of 1970,(42 U.S.C. § 460 I), (prohibits unfair treatment of persons displaced or whose property has been acquired because of Federal or Federal-aid programs and projects);

Federal-Aid Highway Act of 1973, (23 U.S.C. § 324 et seq.), (prohibits discrimination on the basis of sex);

Section 504 of the Rehabilitation Act of 1973, (29 U.S.C. § 794 et seq.), as amended, (prohibits discrimination on the basis of disability); and 49 CFR Part 27;

The Age Discrimination Act of 1975, as amended, (42 U.S.C. § 6101 et seq.), (prohibits discrimination on the basis of age);

Airport and Airway Improvement Act of 1982,(49 USC §471, Section 47123), as amended, (prohibits discrimination based on race, creed, color, national origin, or sex);

The Civil Rights Restoration Act of 1987,(PL 100-209), (Broadened the scope, coverage and applicability of Title VI of the Civil Rights Act of 1964,The AgeDiscrimination Act of 1975and Section 504 of the Rehabilitation Act of 1973,by expanding the defrnition of the terms "programs or activities" to include all of the programs or activities of the Federal-aid recipients, sub-recipients and contractors, whether such programs or activities are Federally funded or not);

Titles II and III of the Americans with Disabilities Act, which prohibit discrimination on the basis of disability in the operation of public entities, public and private transportation systems, places of public accommodation, and certain testing entities (42 U.S.C. §§ 12131 - 12189) as implemented by Department of Transportation regulations at 49 C.F.R. parts 37 and 38;

The Federal Aviation Administration's Non-discrimination statute (49 U.S.C. § 41123) (prohibits discrimination on the basis of race, color, national origin, and sex);

Executive Order 12898, Federal Actions to Address Environmental Justice in Minority Populations and Low-Income Populations, which ensures nondiscrimination against minority populations by discouraging programs; policies, and activities with disproportionately high and adverse human health or environmental effects on minority and low-income populations;

Executive Order 13166, Improving Access to Services for Persons with Limited English Proficiency, and resulting agency guidance, national origin discrimination includes discrimination because of limited English proficiency (LEP). To ensure compliance with Title VI, you must take reasonable steps to ensure that LEP persons have meaningful access to your programs (70 Fed. Reg. at 74087 to 74100);

Title IX of the Education Amendments of 1972, as amended, which prohibits you from discriminating because of sex in education programs or activities (20 U.S.C. 1681 et seq).

PREVAILING WAGES

Included in this proposal are the minimum wages to be paid various classes of laborers and mechanics as determined by the Department of Labor of the State of Delaware in accordance with Title 29 Del.C. §6960, relating to wages and the regulations implementing that Section.

REQUIREMENT BY DEPARTMENT OF LABOR FOR SWORN PAYROLL INFORMATION

Title 29 Del.C. §6960 stipulates;

(b) Every contract based upon these specifications shall contain a stipulation that the employer shall pay all mechanics and laborers employed directly upon the site of the work, unconditionally and not less often than once a week and without subsequent deduction or rebate on any account, the full amounts accrued at time of payment, computed at wage rates not less than those stated in the specifications, regardless of any contractual relationship which may be alleged to exist between the employer and such laborers and mechanics. The specifications shall further stipulate that the scale of wages to be paid shall be posted by the employer in a prominent and easily accessible place at the site of the work, and that there may be withheld from the employer so much of accrued payments as may be considered necessary by the Department of Labor to pay to laborers and mechanics employed by the employer the difference between the rates of wages required by the contract to be paid laborers and mechanics on the work and rates of wages received by such laborers and mechanics to be remitted to the Department of Labor for distribution upon resolution of any claims.

(c) Every contract based upon these specifications shall contain a stipulation that sworn payroll information, as required by the Department of Labor, be furnished weekly. The Department of Labor shall keep and maintain the sworn payroll information for a period of 6 months from the last day of the work week covered by the payroll.

Bidders are specifically directed to note the Department of Labor's prevailing wage regulations implementing §6960 relating to the effective date of the wage rates, at Part VI., Section C., which in relevant part states:

"Public agencies (covered by the provisions of 29 Del.C. §6960) are required to use the rates which are in effect on the date of the publication of specifications for a given project. In the event that a contract is not executed within one hundred twenty (120) days from the date the specifications were published, the rates in effect at the time of the execution of the contract shall be the applicable rates for the project."

PREVAILING WAGE REQUIREMENTS

It is DelDOT's understanding that the Davis-Bacon Act is not a preemptive statute in the broad sense, and does not preempt or displace State of Delaware prevailing wage requirements.

When a contract for a project contains both Federal Davis-Bacon and State of Delaware prevailing wage standards because of concurrent Federal and State coverage, the employer's minimum wage obligations are determined by whichever standards are higher.

STATE OF DELAWARE
DEPARTMENT OF LABOR
DIVISION OF INDUSTRIAL AFFAIRS
OFFICE OF LABOR LAW ENFORCEMENT
PHONE: (302) 451-3423

Mailing Address:
225 CORPORATE BOULEVARD
SUITE 104
NEWARK, DE 19702

Located at:
225 CORPORATE BOULEVARD
SUITE 104
NEWARK, DE 19702

PREVAILING WAGES FOR HIGHWAY CONSTRUCTION
EFFECTIVE MARCH 13, 2015 - AMENDED JULY 15, 2015

CLASSIFICATION	NEW CASTLE	KENT	SUSSEX
BRICKLAYERS	49.39	49.39	14.51
CARPENTERS	42.55	51.86	41.22
CEMENT FINISHERS	31.06	30.92	19.65
ELECTRICAL LINE WORKERS	22.50	22.50	21.25
ELECTRICIANS	63.60	63.60	63.60
IRON WORKERS	42.20	23.87	25.35
LABORERS	31.10	34.12	37.75
MILLWRIGHTS	16.11	15.63	13.49
PAINTERS	63.14	63.14	63.14
PILEDRIERS	66.42	23.75	26.95
POWER EQUIPMENT OPERATORS	39.15	32.92	29.04
SHEET METAL WORKERS	22.75	20.31	18.40
TRUCK DRIVERS	32.31	20.65	25.55

CERTIFIED :

7/29/15

BY:

[Signature]
ADMINISTRATOR, OFFICE OF LABOR LAW ENFORCEMENT

NOTE: THESE RATES ARE PROMULGATED AND ENFORCED PURSUANT TO THE PREVAILING WAGE REGULATIONS ADOPTED BY THE DEPARTMENT OF LABOR ON APRIL 3, 1992.

CLASSIFICATIONS OF WORKERS ARE DETERMINED BY THE DEPARTMENT OF LABOR. FOR ASSISTANCE IN CLASSIFYING WORKERS, OR FOR A COPY OF THE REGULATIONS OR CLASSIFICATIONS, PHONE (302) 451-3423.

NON- REGISTERED APPRENTICES MUST BE PAID THE MECHANICS RATE.

**PROJECT: T201220004.01 Federal Aid Project No ETEA-2012(04) Old Lancaster Pike
Pedestrian Bridge Placement, New Castle County, DE**

GENERAL DECISION: DE150011 06/26/2015 DE11

State: DELAWARE

Construction Type: HIGHWAY

COUNTY: New Castle County in Delaware

HIGHWAY CONSTRUCTION PROJECTS

Note: Executive Order (EO) 13658 establishes an hourly minimum wage of \$10.10 for 2015 that applies to all contracts subject to the Davis-Bacon Act for which the solicitation is issued on or after January 1, 2015. If this contract is covered by the EO, the contractor must pay all workers in any classification listed on this wage determination at least \$10.10 (or the applicable wage rates listed on this wage determination, if it is higher) for all hours spent performing on the contract. The EO minimum wage rate will be adjusted annually. Additional information on contractor requirements and worker protections under the EO is available at www.dol.gov/whd/govcontracts.

Modification Number

Publication Date

0

06/26/2015

SUDE2015-002

04/23/2015

Rates

Fringes

Bricklayer

49.39

Carpenter

42.55

Cement Mason/Concrete Finisher

31.06

ELECTRICIAN

Electrician

63.60

Line Worker

22.50

Ironworker

42.20

Laborer

31.10

Millwright

16.11

Power Equipment Operator:

Piledriver

66.42

Power Equipment Operator

39.15

Sheet Metal Worker

22.75

Truck Driver

32.31

WELDERS - Receive rate prescribed for craft performing operation to which welding is incidental.

Unlisted classifications needed for work not included within the scope of the classifications listed may be added after award only as provided in the labor standards contract clauses (29 CFR 5.5(a) (1) (ii)).

The body of each wage determination lists the classification and wage rates that have been found to be prevailing for the cited type(s) of construction in the area covered by the wage determination. The classifications are listed in alphabetical order of “identifiers” that indicate whether the particular rate is a union rate (current union negotiated rate for local), a survey rate (weighted average rate) or a union average rate (weighted union average rate).

Union Rate Identifiers

A four letter classification abbreviation identifier enclosed in dotted lines beginning with characters other than “SU” or “UAVG” denotes that the union classification and rate were prevailing for that classification in the survey. Example: PLUM0198-005 07/01/2014. PLUM is an abbreviation identifier of the union which prevailed in the survey for this classification, which in this example would be Plumbers. 0198 indicates the local union number or district council number where applicable, i.e., Plumbers Local 0198. The next number, 005 in the example, is an internal number used in processing the wage determination. 07/01/2014 is the effective date of the most current negotiated rate, which in this example is July 1, 2014.

Union prevailing wage rates are updated to reflect all rate changes in the collective bargaining agreement (CBA) governing this classification and rate.

Survey Rate Identifiers

Classifications listed under an “SU” identifier indicated that no one rate prevailed for this classification in the survey and the published rate is derived by computing a weighted average rate based on all the rates reported in the survey for that classification. As this weighted average rate includes all rates reported in the survey, it may include both union and non-union rates. Example: SULA2012-007 5/13/2014. SU indicates the rates are survey rates based on a weighted average calculation of rates and are not majority rates. LA indicates the State of Louisiana. 2012 is the year of survey on which these classifications and rates are based. The next number, 007 in the example, is an internal number used in producing the wage determination. 5/13/2014 indicates the survey completion date for the classifications and rates under that identifier.

Survey wage rates are not updated and remain in effect until a new survey is conducted.

Union Average Rate Identifiers

Classification(s) listed under the UAVG identifier indicate that no single majority rate prevailed for those classifications; however, 100% of the data reported for the classifications was union data. EXAMPLE: UAVG-OH-0010 08/29/2014. UAVG indicates that the rate is a weighted union average rate. OH indicates the state. The next number, 0010 in the example, is an internal number used in producing the wage determination. 08/29/2014 indicates the survey completion date for the classifications and rates under that identifier.

A UAVG rate will be updated once a year, usually in January of each year, to reflect a weighted average of the current negotiated/CBA rate of the union locals from which the rate is based.

WAGE DETERMINATION APPEALS PROCESS

1.) Has there been an initial decision in the matter? This can be:

- * an existing published wage determination
- * a survey underlying a wage determination
- * a Wage and Hour Division letter setting forth a position on a wage determination matter
- * a conformance (additional classification and rate) ruling

On survey related matters, initial contact, including requests for summaries of surveys, should be with the Wage and Hour Regional Office for the area in which the survey was conducted because those Regional Offices have responsibility for the Davis-Bacon survey program. If the response from this initial contact is not satisfactory, then the process described in 2.) and 3.) should be followed.

With regard to any other matter not yet ripe for the formal process described here, initial contact should be with the Branch of Construction Wage Determinations. Write to:

Branch of Construction Wage Determinations
Wage and Hour Division
U.S. Department of Labor
200 Constitution Avenue, N. W.
Washington, D. C. 20210

2.) If the answer to the question in 1.) is yes, then an interested party (those affected by the action) can request review and reconsideration from the Wage and Hour Administrator (See 29 CFR Part 1.8 and 29 CFR Part 7). Write to:

Wage and Hour Administrator
U.S. Department of Labor
200 Constitution Avenue, N. W.
Washington, D. C. 20210

The request should be accompanied by a full statement of the interested party's position and by any information (wage payment data, project description, area practice material, etc.) that the requestor considers relevant to the issue.

3.) If the decision of the Administrator is not favorable, an interested party may appeal directly to the Administrative Review Board (formerly the Wage Appeals Board). Write to:

Administrative Review Board
U. S. Department of Labor
200 Constitution Avenue, N. W.
Washington, D. C. 20210

4.) All decisions by the Administrative Review Board are final.

END OF GENERAL DECISION

APPLICABILITY OF DAVIS-BACON LABOR STANDARD PROVISIONS TO FLAGGERS

The U.S. Department of Labor has established that the duties of flaggers working on contracts covered by the Davis-Bacon Act, are manual and physical in nature. Accordingly, all employees performing the work of flaggers on Davis-Bacon covered contracts shall be entitled to receive applicable prevailing wage rates.

* * * * *

ALL AGENCY MEMORANDUM NO. 130
U.S. DEPARTMENT OF LABOR
EMPLOYMENT STANDARDS ADMINISTRATION
WAGE AND HOUR DIVISION
WASHINGTON, DC 20210

GUIDELINES

HIGHWAY CONSTRUCTION

Highway projects include the construction, alteration, or repair of roads, streets, highways, runways, taxiways, alleys, trails, paths, parking areas, and other similar projects not incidental to building or heavy construction.

EXAMPLES: Alleys, Base Courses, Bituminous treatments, Bridle Paths, Concrete pavement, Curbs, Excavation and embankment (for road construction), Fencing (highway), Grade crossing elimination (overpasses and underpasses), Guard rails on highway, Highway signs, Highway bridges (overpasses, underpasses, grade separation), Medians, Parking lots, Parkways, Resurfacing streets and highways, Roadbeds, Roadways, Runways, Shoulders, Stabilizing courses, Storm sewers incidental to road construction, Street paving, Surface courses, Taxiways, and Trails.

ANY QUESTIONS REGARDING THE APPLICATION OF THE GUIDELINES ABOVE TO A PARTICULAR PROJECT OR ANY DISPUTES REGARDING THE APPLICATION OF THE WAGE SCHEDULES ARE TO BE REFERRED TO THE WAGE AND HOUR DIVISION, U.S. DEPARTMENT OF LABOR FOR RESOLUTION, AND THE INSTRUCTIONS OF THE WAGE AND HOUR DIVISION ARE TO BE OBSERVED IN ALL INSTANCES.

* ALL AGENCY MEMORANDUM NO. 130
U.S. DEPARTMENT OF LABOR
EMPLOYMENT STANDARDS ADMINISTRATION
WAGE AND HOUR DIVISION
WASHINGTON, DC 20210

SUPPLEMENTAL SPECIFICATIONS TO THE AUGUST 2001 STANDARD SPECIFICATIONS

**EFFECTIVE AS OF THE ADVERTISEMENT
DATE OF THIS PROPOSAL
AND INCLUDED BY REFERENCE**

**The Supplemental Specifications can be viewed and printed from
the Department's Website.**

To access the Website;

- in your internet browser, enter; <http://www.deldot.gov>
- on the left side of the page under 'INFORMATION', Click; 'Publications'
- scroll down under 'MANUALS' and Click; "Standard Specifications 2001"

The full Website Link is;

http://www.deldot.gov/information/pubs_forms/manuals/standard_specifications/index.shtml

Printed copies of the Supplemental Specifications are available upon request. A printed copy of the above referenced Supplemental Specifications will be included in the final contract documents upon award.

The Contractor shall make himself aware of these revisions and corrections (Supplemental Specifications), and apply them to the applicable item(s) of this contract.

SPECIAL PROVISIONS

CONSTRUCTION ITEM NUMBERS

All construction pay items are assigned a six (6) digit number, shown as Item Number on the Plans and/or in the Special Provisions, and shall be interpreted in accordance with the following:

Standard Item Number:

The first three digits of the construction item numbers indicates the Section number as described in the Standard Specifications, and all applicable requirements of the Section shall remain effective unless otherwise modified by the Special Provisions. The last three digits of the construction item identifies the item by sequential number under that Section. Sequential numbers for all items covered under Standard Specifications range from 000 to 499. A comprehensive list of construction item numbers begins on page 421 of the Standard Specifications. Additions to this list will be made as required.

Special Provisions Item Number:

The first three digits of the construction items, covered under Special Provisions, indicates the applicable Section number of the Standard Specifications, and shall be governed fully by the requirements of the Special Provisions. The last three digit of the items covered under Special Provisions identifies the item by sequential number. Sequential numbers for Special Provision items, range from 500 to 999.

Examples

Standard Item Number - 202000 Excavation and Embankment

202 Indicates Section Number

000 Indicates Sequential Number

Special Provision Item Number - 202500 Grading and Reshaping Roadway

202 Indicates Section Number

500 Indicates Sequential Number

NOTE:

PLEASE NOTE revised Supplemental Specifications to the August 2001 Standard Specifications were issued November 24, 2014 and apply to this project. They can be [viewed here](#) and at www.deldot.gov.

SPECIFICATIONS: The Department is currently updating the August 2001 Specifications for Road and Bridge Construction. Through this update, some Divisions were renumbered and some new ones were created and added. The *Specifications Note* document is for the use by the bidders to reference the new numbers to the past numbers used for bidding purposes on previous Department contracts.

401502 - ASPHALT CEMENT COST ADJUSTMENT

For Sections 304, 401, 402, 403, 404, and 405, payments to the Contractor shall be adjusted to reflect increases or decreases in the Delaware Posted Asphalt Cement Price when compared to the Project Asphalt Cement Base Price, as defined in these Special Provisions.

The Delaware Posted Asphalt Cement Price will be issued monthly by the Department and will be the industry posted price for Asphalt Cement, F.O.B. Philadelphia, Pennsylvania. The link for the posting is http://www.deldot.gov/information/business/bids/asphalt_cement_english.shtml.

The Project Asphalt Cement Base Price will be the Delaware Posted Asphalt Cement Price in effect on the date of advertisement.

All deviations of the Delaware Posted Asphalt Cement Price from the Project Asphalt Cement Base Price are eligible for cost adjustment. No minimum increases or decreases or corresponding percentages are required to qualify for cost adjustment.

Actual quantity of asphalt cement qualifying for any Asphalt Cement Cost Adjustment will be computed using the weight of eligible asphalt that is shown on the QA/QC pay sheets as a percentage for the delivered material.

If the mix was not inspected and no QA/QC pay sheet was generated, then the asphalt percentage will be obtained from the job mix formula for that mix ID.

The asphalt percentage eligible for cost adjustment shall only be the virgin asphalt cement added to the mix.

There shall be no separate payment per ton cost of asphalt cement. That cost shall be included in the various unit prices bid per ton for those bid items that contain asphalt cement (mentioned above).

The Asphalt cement cost adjustment will be calculated on grade PG 64-22 asphalt regardless of the actual grade of asphalt used. The Project Asphalt Cement Base Price per ton for the project will be the Delaware Posted Asphalt Cement Price in effect on the date of project advertisement.

If the Contractor exceeds the authorized allotted completion time, the price of asphalt cement on the last authorized allotted work day, shall be the prices used for cost adjustment during the time liquidated damages are assessed. However, if the industry posted price for asphalt cement goes down, the asphalt-cement cost shall be adjusted downward accordingly.

NOTE:

Application of Asphalt Cement Cost Adjustment requirements as indicated above shall apply only to those contracts involving items related to bituminous base and pavements, and with bitumen, having a total of 1,000 tons or more of hot-mix bid quantity in case of Sections 401, 402 and 403; and 15,000 gallons or more in case of Sections 304, 404 and 405.

5/05/15

401699 - QUALITY CONTROL/QUALITY ASSURANCE OF BITUMINOUS CONCRETE

.01 Description

This item shall govern the Quality Assurance Testing for supplying bituminous asphalt plant materials and constructing bituminous asphalt pavements and the calculation for incentives and disincentives for materials and construction. The Engineer will evaluate all materials and construction for acceptance. The procedures for acceptance are described in this Section. Include the costs for all materials, labor, equipment, tools, and incidentals necessary to meet the requirements of this specification in the bid price per ton for the bituminous asphalt. Payment to the Contractor for the bituminous asphalt item(s) will be based on the Contract price per ton and the pay adjustments described in this specification.

.02 Bituminous Concrete Production – Quality Acceptance

(a) Material Production - Tests and Evaluations.

All acceptance tests shall be performed by qualified technicians at qualified laboratories following AASHTO or DelDOT procedures, and shall be evaluated using Quality Level Analysis. The Engineer will conduct acceptance tests. The Engineer will directly base acceptance on the acceptance test results, the asphalt cement quality, the Contractor's QC Plan work, and the comparisons of the acceptance test results to the QC test results. The Engineer may elect to utilize test results of the Contractor in some situations toward judging acceptance.

Supply and capture samples, as directed by the Engineer under the purview of the Engineer from delivery trucks before the trucks leave the production plant. Hand samples to the Engineer to be marked accordingly. The sample shall represent the material produced by the Contractor, and shall be of sufficient size to allow the Engineer to complete all required acceptance tests. The Engineer will direct the Contractor when to capture these samples, on a statistically random, unbiased basis, established before production begins each day based upon the anticipated production tonnage. The captured sample shall be from the Engineer specified delivery truck. The Contractor may visually inspect the specified delivery load during sampling and elect to reject the load. If the contractor elects to reject the specified delivery truck, each subsequent load will be inspected until a visually acceptable load is produced for acceptance testing. All visually rejected loads shall not be sent to a Department project.

The first sample of the production day will be randomly generated by the Engineer between loads 0 and 12 (0-250 tons). Subsequent samples will be randomly generated by the Engineer on 500-ton sub-lots for the production day. Samples not retrieved in accordance with the Contractor's QC plan will be deemed unacceptable and may be a basis for rejection of material produced. Parallel tests or dispute resolution tests will only be performed on material captured at the same time and location as the acceptance test sample. Parallel test samples or Dispute Resolution samples will be created by splitting a large sample or obtaining multiple samples that equally represent the material. The Engineer will perform all splitting and handling of material after it is obtained by the Contractor.

The Contractor may retain dispute resolution samples or perform parallel tests with the Engineer on any acceptance sample.

The Engineer will evaluate and accept the material on a lot basis. All the material within a lot shall have the same JMF (mixture ID). The lot size shall be targeted for 2000 tons or a maximum period of three days, whichever is reached first. If the 2000th ton target lot size is achieved during a production day, the lot size shall extend to the end of that production day. The Contractor may interrupt the production of one JMF in order to produce different material; this type of interruption will not alter the determination of the size or limits of material represented by a lot. The Engineer will evaluate each lot on a subplot basis. The size for each subplot shall be 100 to 500 tons and testing for the sub lots will be completed on a daily basis. For each subplot, the Engineer will evaluate one sample.

The target size of sub-lots within each lot, except for the first sample of the production day, is equal-sized 500 ton sub lots and will be based upon anticipated production, however, more or fewer sublots, with differing sizes, may result due to the production schedule and conditions. If the actual production is less than anticipated, and it's determined a sample will not be obtained (based upon the anticipated tonnage), a new sample location will be determined on a statistically random, unbiased basis based upon the new actual

production. If the actual production is going to be 50 tons or greater over the anticipated sub lot production, a new sample location will be determined on a statistically random, unbiased basis based upon the new actual production. The Engineer will combine the evaluation and test results for all of the applicable sublots in order to evaluate each individual lot.

If the Engineer is present, and the quantity exceeds 25 tons, a statistically random sample will be used for analysis. When the anticipated production is less than 100 tons and greater than 25 tons, and the Engineer is not present, the contractor shall randomly select a sample using the Engineer's random location program. The captured sample shall be placed in a suitable box, marked to the attention of the Engineer, and submitted to the Engineer for testing. A box sample shall also be obtained by the contractor at the same time and will be used as the Dispute Resolution sample if requested by the Engineer. The Contractor shall also obtain one liquid asphalt sample (1 pint) per grade of asphalt used per day and properly label it with all pertinent information.

The Engineer will conduct the following tests in order to characterize the material for the pavement compaction quality and to judge acceptance and the pay adjustment for the material:

- AASHTO T312 - Preparing and Determining the Density of Hot Mix Asphalt (HMA) Specimens by Means of the Superpave Gyrotory Compactor
- AASHTO T166, Method C (Rapid Method) - Bulk Specific Gravity of Compacted Hot Mix Asphalt (HMA) Using Saturated Surface Dry Specimens
- AASHTO T308 - Determining the Asphalt Binder Content of Hot Mix Asphalt (HMA) by the Ignition Method
- AASHTO T30 - Mechanical Analysis of Extracted Aggregate
- AASHTO T209 - Theoretical Maximum Specific Gravity and Density of Hot Mix Asphalt (HMA)
- ASTM D7227 - Standard Practice for Rapid Drying of Compacted Asphalt Specimens using Vacuum Drying Apparatus

(b) Pavement Construction - Tests and Evaluations.

The Engineer will directly base acceptance on the compaction acceptance test results, and on the inspection of the construction, the Contractor's QC Plan work, ride smoothness as referenced in the contract documents, lift thickness as referenced in the contract documents, joint quality as referenced in the contract documents, surface texture as referenced in the contract documents, and possibly the comparisons of the acceptance test results to the independent test results. For the compaction acceptance testing, the Engineer will sample the work on a statistically random basis, and will test and evaluate the work based on daily production.

Notify the Engineer of any locations within that road segment that may not be suitable to achieve minimum (93%) compaction due to existing conditions prior to paving the road segment. Schedule and hold a meeting in the field with the Engineer in order to discuss all areas that may potentially be applicable to Table 5a before paving starts. Areas that will be considered for Table 5a will be investigated in accordance to the method described in Appendix B. If this meeting is not held prior to paving, no areas will be considered for Table 5a. Areas of allowable exemptions that will not be cored include the following: partial-depth patch areas, driveway entrances, paving locations of less than 100 tons, areas around manholes and driveway entrances, and areas of paving that are under 400 feet in continuous total length and/or 5 feet in width.

The exempt areas around manholes will be a maximum of 4 feet transversely on either side from the center of the manhole, and 20 feet longitudinally on either side from the center of the manhole. The exempt areas around driveway entrances shall be the entire width of the driveway, and 3 feet from the edge of the longitudinal joint next to the driveway. Areas of exemption that will be cored for informational purposes only include: areas where the mat thickness is less than three times the nominal maximum aggregate size as directed by the Engineer, violations of Section 401.08 in the Standard Specifications as directed by the Engineer, and areas shown to contain questionable subgrade properties as proven by substantial yielding under a fully legally loaded truck. Failure to obtain core samples in these areas will result in zero payment for compaction regardless of the exempt status.

The Engineer will evaluate and accept the compaction work on a daily basis. Payment for the compaction will be calculated by using the material production lots as referenced in **.02 Acceptance Plan (a) Material Production - B Tests and Evaluation** and analyzing the compaction results over the individual days covered in the material production lot. The compaction results will be combined with the material results to obtain

a payment for this item. The minimum size of a compaction lot shall be 100 tons. If the compaction lot is between 101 and 1000 tons, the Engineer shall randomly determine four compaction acceptance test locations. If the compaction lot is between 1001 and 1500 tons, the Engineer shall randomly determine six compaction acceptance test locations. If the compaction lot is between 1501 and 2000 tons, the Engineer shall randomly determine eight compaction acceptance test locations. If the compaction lot is greater than 2000 tons, the Engineer shall randomly determine two compaction acceptance test locations per 500 tons.

If a randomly selected area falls within an Engineer approved exemption area, the Engineer will select one more randomly generated location to be tested per the requirements of this Specification. If that cannot be accomplished, or if an entire location has been declared exempt, the compaction testing shall be performed as per these Specifications but a note will be added to the results that the location was an Engineer approved exempt location.

Testing locations will be a minimum of 1.0 feet from the newly placed longitudinal joint and 50 feet from a new transverse joint.

Cut one six (6) inch diameter core through the full lift depth at the exact location marked by the Engineer. Cores submitted that are not from the location designated by the Engineer will not be tested and will be paid at zero pay.

Notify the Engineer prior to starting paving operations with approximate tonnage to be placed. The Contractor is then responsible for notifying the appropriate Engineer test personnel within 12 hours of material placement. The Engineer will mark core locations within 24 hours of notification. After determination of locations, the Contractor shall complete testing within two operational days of the locations being marked. If the cores are not cut within two operational days, the area in question will be paid at zero pay for compaction testing.

Provide any traffic control required for the structural number investigation, sampling, and testing work at no additional cost to the Department.

Commence coring of the pavement after the pavement has cooled to a temperature of 140°F or less. Cut each core with care in order to prevent damaging the core. Damaged cores will not be tested. Label each core with contract number, date of construction, and number XX of XX upon removal from the roadway. Place cores in a 6-inch diameter plastic concrete cylinder mold or approved substitute for protection. Separate cores in the same cylinder mold with paper. Attach a completed QC test record for the represented area with the corresponding cores. The Engineer will also complete a test record for areas tested for the QA report and provide to Materials & Research. Deliver the cores to the Engineer for testing, processing, and report distribution at the end of each production day.

Repair core holes per Appendix A, Repairing Core Holes in Bituminous Asphalt Pavements. Core holes shall be filled immediately. Failure to repair core holes at the time of coring will result in zero pay for compaction testing for the area in question.

The Engineer will conduct the following tests on the applicable portion of the cores in order to evaluate their quality:

- AASHTO T166, Method C (Rapid Method) – Bulk Specific Gravity of Compacted Hot Mix Asphalt (HMA) Using Saturated Surface Dry Specimens
- AASHTO T209 - Theoretical Maximum Specific Gravity and Density of Hot Mix Asphalt
- ASTM D7227 - Standard Practice for Rapid Drying of Compacted Asphalt Specimens using Vacuum Drying Apparatus

The Engineer will use the average of the last five test values of the same JMF (mixture ID) material at the production plant in order to calculate the average theoretical maximum specific gravity of the cores. The average will be based on the production days test results and as many test results needed from previous days production to have an average of five samples. If there are less than five values available, the Engineer will use the JMF design value in addition to the available values to calculate the average theoretical maximum specific gravity.

.03 Payment and Pay Adjustment Factors.

The Engineer will determine pay adjustments for the bituminous asphalt item(s) in accordance with this specification. The Engineer will determine a pay adjustment factor for the material produced and a pay adjustment factor for the pavement construction. Pay adjustments for material and construction will be calculated independently. When the pay adjustment calculation for either material or construction falls to zero payment per tables 4, 5, or 5a, the maximum pay adjustment for the other factor will not exceed 100.

Pay Adjustment factors will only be calculated on in place material. Removed material will not be used in payment adjustment calculations.

Material Production Pay Adjustments will be calculated based upon 70% of the contract unit price and calculated according to section .03(a) of this specification. Pavement construction Pay Adjustments will be calculated based upon 30% of the contract unit price and calculated according to section .03(b) of this specification.

(a) Material Production - Pay Adjustment.

Calculate the material pay adjustment by evaluating the production material based on the following parameters:

Table 2 - Material Parameter Weight Factors		
Material Parameter	Single Test Tolerance (+/-)	Weight Factor
Asphalt Content	0.4	0.30
#8 Sieve (≥ 19.0 mm)	7.0	0.30
#8 Sieve (≤ 12.5 mm)	5.0	0.30
#200 Sieve (0.075mm Sieve)	2.0	0.30
Air Voids (4.0% Target)	2.0	0.10

Using the JMF target value, the single test tolerance (from Table 2), and the test values, the Engineer will use the following steps to determine the material pay adjustment factor for each lot of material:

1. For each parameter, calculate the mean value and the standard deviation of the test values for the lot to the nearest 0.1 unit.
2. For each parameter, calculate the Upper Quality Index (QU):

$$QU = ((\text{JMF target}) + (\text{single test tolerance}) - (\text{mean value})) / (\text{standard deviation}).$$
3. For each parameter, calculate the Lower Quality Index (QL):

$$QL = ((\text{mean value}) - (\text{JMF target}) + (\text{single test tolerance})) / (\text{standard deviation}).$$
4. For each parameter, locate the values for the Upper Payment Limit (PU) and the Lower Payment Limit (PL) from Table 3 - Quality Level Analysis by the Standard Deviation Method. (Use the column for "n" representing the number of sublots in the lot. Use the closest value on the table when the exact value is not listed).
5. Calculate the PWL for each parameter from the values located in the previous step:

$$\text{PWL} = \text{PU} + \text{PL} - 100.$$
6. Calculate each parameter's contribution to the payment adjustment by multiplying its PWL by the weight factor shown in Table 2 for that parameter.
7. Add the calculated adjustments of all the parameters together to determine the Composite PWL for the lot.
8. From Table 4, locate the value of the Pay Adjustment Factor corresponding to the calculated PWL. When all properties of a single test are within the single test tolerance of Table 2, Pay Adjustment factors shall be determined by Column B. When any property of a single test is outside of the Single Test Tolerance parameters defined in Table 2, the Material Pay Adjustment factor shall be determined by Column C.

9. For each lot, determine the final material price adjustment:

Final Material Pay Adjustment =
(Lot Quantity) x (Item Bid Price) x (Pay Adjustment Factor) x 70%. This final pay calculation will be paid to the cent.

In lieu of being assessed a pay adjustment penalty, the Contractor may choose to remove and replace the material at no additional cost to the Department. When the PWL of any material parameter in Table 2 is below 60, the Engineer may require the removal and replacement of the material at no additional cost to the Department. Test results on removed material shall not be used in calculation of future PWL calculations for Mixture ID.

The test results from the Engineer on production that is less than 100 tons will be combined with the two most recently completed Engineer tests with the same Mixture ID to calculate payment for the lot encompassing the single test. If that cannot be accomplished, the approved JMF will be used to calculate payment for the lot encompassing the single test. Payment for previously closed lots will not be affected by the analysis.

When a sample is outside of the allowable single test tolerance for any Materials criteria in Table 2, that sample will be isolated. For payment purposes, the test result of the out of acceptable tolerance sample will be combined with the two previous acceptable samples of the same JMF and analyzed per this specification. The material that is considered out of the acceptable tolerance will only include the material within the represented sub-lot (i.e., a maximum of 500 tons). If the previous acceptable test result is from the previous production day, only the material produced on the second production day will be considered out of tolerance. All future sub lots will not include the isolated test. The pay factors for the out of tolerance sample lot will be calculated using column C of table 4.

If, during production, a QA sample test result does not meet the acceptable tolerances and the Contractors QC sample duplicates the QA sample test result, the Contractor can make an appropriate change to the mixture (within the JMF boundaries), and request to have that sample further isolated. After the Contractor has made appropriate changes, the Contractor will visually inspect each produced load. The first visually acceptable load will be sampled and tested. If that sample test result shows compliance with the specifications, the material that is considered out of the acceptable tolerance will include the material from the previous acceptable test result to the third load after the initially sampled and tested sample. If the sample does not meet the specification requirements, the Engineer will no longer accept material. Production may resume when changes have been made and an acceptable sample and test result is obtained.

Table 3 – Quality Level Analysis by the Standard Deviation Method							
PU or PL	QU and QL for “n” Samples						
	n = 3	n = 4	n = 5	n = 6	n = 7	n = 8	n = 9
100	1.16	1.50	1.79	2.03	2.23	2.39	2.53
99	-	1.47	1.67	1.80	1.89	1.95	2.00
98	1.15	1.44	1.60	1.70	1.76	1.81	1.84
97	-	1.41	1.54	1.62	1.67	1.70	1.72
96	1.14	1.38	1.49	1.55	1.59	1.61	1.63
95	-	1.35	1.44	1.49	1.52	1.54	1.55
94	1.13	1.32	1.39	1.43	1.46	1.47	1.48
93	-	1.29	1.35	1.38	1.40	1.41	1.42
92	1.12	1.26	1.31	1.33	1.35	1.36	1.36
91	1.11	1.23	1.27	1.29	1.30	1.30	1.31
90	1.10	1.20	1.23	1.24	1.25	1.25	1.26
89	1.09	1.17	1.19	1.20	1.20	1.21	1.21
88	1.07	1.14	1.15	1.16	1.16	1.16	1.17
87	1.06	1.11	1.12	1.12	1.12	1.12	1.12

86	1.04	1.08	1.08	1.08	1.08	1.08	1.08
85	1.03	1.05	1.05	1.04	1.04	1.04	1.04
84	1.01	1.02	1.01	1.01	1.00	1.00	1.00
83	1.00	0.99	0.98	0.97	0.97	0.96	0.96
82	0.97	0.96	0.95	0.94	0.93	0.93	0.93
81	0.96	0.93	0.91	0.90	0.90	0.89	0.89
80	0.93	0.90	0.88	0.87	0.86	0.86	0.86
79	0.91	0.87	0.85	0.84	0.83	0.82	0.82
78	0.89	0.84	0.82	0.80	0.80	0.79	0.79
77	0.87	0.81	0.78	0.77	0.76	0.76	0.76
76	0.84	0.78	0.75	0.74	0.73	0.73	0.72
75	0.82	0.75	0.72	0.71	0.70	0.70	0.69
74	0.79	0.72	0.69	0.68	0.67	0.66	0.66
73	0.75	0.69	0.66	0.65	0.64	0.63	0.63
72	0.74	0.66	0.63	0.62	0.61	0.60	0.60
71	0.71	0.63	0.60	0.59	0.58	0.57	0.57
70	0.68	0.60	0.57	0.56	0.55	0.55	0.54
69	0.65	0.57	0.54	0.53	0.52	0.52	0.51
68	0.62	0.54	0.51	0.50	0.49	0.49	0.48
67	0.59	0.51	0.47	0.47	0.46	0.46	0.46
66	0.56	0.48	0.45	0.44	0.44	0.43	0.43
65	0.52	0.45	0.43	0.41	0.41	0.40	0.40
64	0.49	0.42	0.40	0.39	0.38	0.38	0.37
63	0.46	0.39	0.37	0.36	0.35	0.35	0.35
62	0.43	0.36	0.34	0.33	0.32	0.32	0.32

Table 3 – Quality Level Analysis by the Standard Deviation Method							
PU or PL	QU and QL for “n” Samples						
	n = 3	n = 4	n = 5	n = 6	n = 7	n = 8	n = 9
61	0.39	0.33	0.31	0.30	0.30	0.29	0.29
60	0.36	0.30	0.28	0.27	0.27	0.27	0.26
59	0.32	0.27	0.25	0.25	0.24	0.24	0.24

Table 4 - PWL Pay Adjustment Factors		
PWL	Pay Adjustment Factor (%) Column B	Pay Adjustment Factor (%) Column C
100	+5	0
99	+4	-1
98	+3	-2
97	+2	-3
96	+1	-4
95	0	-5

94	-1	-6
93	-2	-7
92	-3	-8
91	-4	-9
PWL<91	PWL - 100	PWL - 100

(b) Pavement Construction - Pay Adjustments.

The Engineer will determine the pavement construction pay adjustment by evaluating the construction of the pavement, based on the following parameter:

- Degree of compaction of the in-place material

Using the test values for the cores, the Engineer will use the following steps to determine the pavement construction pay adjustment for each lot of work. .

1. Calculate the core bulk specific gravity values from the subplot tests values, to the nearest 0.001 unit. Obtain the Theoretical maximum Specific Gravity values from the corresponding laboratory subplot tests.
2. Calculate the Degree of Compaction:
Degree of Compaction =
 $((\text{Core Bulk Specific Gravity}) / (\text{Theoretical Maximum Specific Gravity})) \times 100\%$ recorded to the nearest 0.1%.
3. The average compaction for the sublots shall be averaged together for the compaction level of the lot. The lots compaction test level shall be averaged and recorded to the nearest whole percent.
4. Locate the value of the Payment Adjustment Factor corresponding to the calculated degree of compaction from Table 5 or Table 5a.
5. Determine the pavement construction price adjustment by using the following formula:
Construction Pay adjustment = (Lot Quantity) x (Bid Price) x (Pay Adjustment Factor) x 30%.

Table 5: Compaction Price Adjustment Highway Locations		
Degree of Compaction (%)	Range	Pay Adjustment Factor (%)
≥ 97.0	≥ 96.75	-100*
96.5	96.26 – 96.74	-5
96.0	95.75 – 96.25	-3
95.5	95.26 – 95.74	-2
95.0	94.75 – 95.25	0
94.5	94.26 – 94.74	0
94.0	93.75 – 94.25	1
93.5	93.26 – 93.74	3
93.0	92.75 – 93.25	5

92.5	92.26 – 92.74	3
92.0	91.75 – 92.25	0
91.5	91.26 – 91.74	0
91.0	90.75 – 91.25	-5
90.5	90.26 – 90.74	-15
90.0	89.75 – 90.25	-20
89.5	89.26 – 89.74	-25
89.0	88.75 – 89.25	-30
88.5	88.26 – 88.74	-50
=<88.0	=<88.25	-100*

* or remove and replace it at Engineer's discretion

Table 5A: Compaction Price Adjustment Other¹ Locations

Degree of Compaction	Range	Pay Adjustment Factor (%)
>= 97.0	>= 96.75	-100*
96.5	96.26 – 96.74	-5
96.0	95.75 – 96.25	-3
95.5	95.26 – 95.74	-2
95.0	94.75 – 95.25	0
94.5	94.26 – 94.74	0
94.0	93.75 – 94.25	0
93.5	93.26 – 93.74	1
93.0	92.75 – 93.25	3
92.5	92.26 – 92.74	1
92.0	91.75 – 92.25	0
91.5	91.26 – 91.74	0
91.0	90.75 – 91.25	0
90.5	90.26 – 90.74	0
90.0	89.75 – 90.25	0
89.5	89.26 – 89.74	0
89.0	88.75 – 89.25	-1
88.5	88.26 – 88.74	-3
88.0	87.75 – 88.25	-5
87.5	87.26 – 87.74	-10

87.0	86.75 – 87.25	-15
86.5	86.26 – 86.74	-20
86.0	85.75 – 86.25	-25
85.5	85.26 – 85.74	-30
85.0	84.75 – 85.25	-40
84.5	84.26 – 84.74	-50
=< 84.0	=<84.25	-100*

* or remove and replace at Engineer's discretion

¹ This chart is to be used for areas where the structural value of the area to be paved is less than 1.75 as determined by the Engineer. See Appendix B - Method for Obtaining Cores for Determination of Roadway Structure. This chart is applicable to rehabilitation work only; full depth construction will not be considered for Table 5a.

.04 Dispute Resolution.

Disputes or questions about any test result shall be brought to the attention of the Contractor and the Engineer within two operational days of reported test results. The following dispute resolution procedures will be used.

The Engineer and the Contractor will review the sample quality, the test method, the laboratory equipment, and the laboratory technician. If these factors are not the cause of the dispute, a third party dispute resolution will be used.

Third party resolution testing can be performed at either another Contractor's laboratory, the Engineer's laboratory, or an independent accredited laboratory. Unless otherwise mutually agreed upon by DAPA and the Engineer, the Engineer's qualified laboratory in Dover and qualified personnel shall conduct the necessary testing for third party Dispute Resolution after the Engineer has provided reasonable notice to allow the Contractor to witness this testing.

When disputes over production testing occur, the samples used for Dispute Resolution testing will be those samples properly captured, labeled, and stored, as described in the second paragraph of the section of these specifications titled **.02 Acceptance Plan, (a) Material Production - Tests and Evaluations**. If no samples are available, the original testing results will be used for payment calculations.

Dispute Resolution samples for air void content will be heated by a microwave oven.

If there is a discrepancy between the Engineer's acceptance test result and the Contractor's test result, the Contractor may ask for the Dispute Resolution sample to be tested. The Contractor may request up to two dispute resolution samples be tested per calendar year without charge. Any additional Dispute Resolution samples run at the Contractor's request where the results substantiate the acceptance test result will be assessed a fee of \$125. Any additional Dispute Resolution samples that substantiate the Contractor's test result will not be assessed the fee. When disputes over compaction core test results occur, the Engineer's acceptance core will be used for the dispute resolution sample. The Contractor will be advised on when the testing will occur as referenced above to witness the testing. The results of the dispute resolution testing shall replace all of the applicable disputed test results for payment purposes.

Appendix A - Repairing Core Holes in Bituminous Asphalt Pavement

Description.

This appendix describes the procedure required to repair core holes in a bituminous concrete pavement.

Materials and Equipment.

The following material shall be available to complete this work:

- Patch Material - DelDOT approved High Performance Cold Patch material shall be used.

The following equipment shall be available to complete this work:

- Sponge or other absorbent material - Used to extract water from the hole.
- Compaction Hammer - mechanical (electrical, pneumatic, or gasoline driven) tamping device with a flat, circular tamping face smaller than 6 inches in diameter. .

Construction Method.

After core removal from the hole, remove all excess water from within the hole, and prevent water from re-entering the hole.

Place the patch material in lifts no greater than 3 inches and compact with mechanical tamping device. If the hole is deeper than 3 inches, use two lifts of approximately equal depths so that optimum compaction is achieved. Make sure that the patch surface matches the grade of the existing roadway. Make every effort to achieve the greatest possible compaction

Performance Requirements.

The Engineer will judge the patch on the following basis:

- The patch shall be well compacted
- The patch surface shall match the grade of the surrounding roadway surface.

Basis of Payment.

No measurement or payment will be made for the patching work. The Contractor must gain the Engineer's acceptance of the patching work before the Engineer will accept the material represented by the core.

Appendix B - Method for Obtaining Cores for Determination of Roadway Structure

The Contractor is responsible for obtaining cores in areas that they propose are eligible for compaction price adjustments according to Table 5a in this specification. Table 5a is not applicable for new full-depth pavement box construction. Cores submitted for this process shall be obtained according to the following process.

1. Contact Materials & Research (M&R) personnel to determine if information about the area is already available. If M&R has already obtained cores in the location that is being investigated, the contractor may opt to use the laboratory information for the investigation and not core the area on their own.
2. If M&R does not have information concerning the section of the roadway, the contractor needs to contact M&R to arrange for verification of coring operations. Arrangements shall be made to allow for an individual from M&R to be on the site when the cores are obtained. Cores will be turned over to M&R for evaluation.
3. The Contractor is responsible for providing all traffic control and repairing core holes in accordance to 401699 Appendix A - Repairing Core Holes in Bituminous Asphalt Pavements.
4. Cores are to be taken throughout the entire project for the area in question. Cores will be spaced, from the start of the project in increments determined based on field and project specifics. Cores will be evenly distributed throughout the project location. The cores will be taken in the center of the lane in question.
5. Additional cores may be taken at other locations, if surface conditions indicate that there may be a substantial difference in the underlying section. The location of these cores should be documented and submitted to M&R.
6. Cores shall be full depth and include underlying materials. If there is a stone base included in the pavement section, at a minimum 1 core must have information concerning the thickness of the base. This is determined by augering to the subgrade surface.
7. The calculations used to determine the structural capacity of the roadway is as follows. If the contractor finds, upon starting the coring process, that the areas are of greater thickness than applicable to Table 5a, they may terminate the coring process on their own and retract the request.

Structural Number Calculations

Each pavement box material is assigned a structural coefficient based upon AASHTO design guides. The structural coefficient is used to determine the total strength of the pavement section.

Materials used in older pavement sections are assigned lower structural coefficients to compensate for aging of the materials. The coefficients used to determine the structural number of an existing pavement are:

Existing Material	Structural Coefficient
HMA	0.32
Asphalt Treated Base	0.26
Soil Cement	0.16
Surface Treatment (Tar & Chip)	0.10
GABC	0.14
Concrete	0 - 0.7*

* The Structural Coefficient of Concrete is dependent upon the condition of the concrete. Compressive strengths & ASR analysis are used to determine condition - contact the Engineer if this situation arises.

Newly placed materials use a different set of structural coefficients. They are as follows:

New Material	Structural Coefficient
HMA	0.40
Asphalt Treated Base (BCBC)	0.32
Soil Cement	0.20
GABC	0.14

Example:

Location includes placement of a 1.25" Type C overlay on 2.25" Type B. Existing roadway is cored and is shown to consist of 2" HMA on 7" GABC.

Calculation:

For the Type B lift the calculation would be:

Existing HMA	$2 * 0.32 = 0.64$
GABC	$7 * 0.14 = 0.98$
	<u>1.62</u>

For the Type C lift the calculation would be:

Newly Placed B	$2.25 * 0.4 = 0.90$
Existing HMA	$2 * 0.32 = 0.64$
GABC	$7 * 0.14 = 0.98$
	<u>2.52</u>

11/3/14

401752 – SAFETY EDGE FOR ROADWAY PAVEMENT

Description:

This work consists of the construction of safety edge(s) along bituminous concrete pavement or P.C.C. pavement in accordance with the details and notes on the Plans and as directed by the Engineer.

Construction Methods:

The safety edge shall not be constructed adjacent to curb or in front of guardrail sections.

In bituminous concrete pavement sections, prior to the construction of the safety edge, the fill or in situ material at the edge of pavement shall be compacted so that it is level with the top of the pavement, prior to the final surface overlay.

In bituminous concrete pavement sections, the contractor shall attach a device to the screed of the paver unit that confines the material at the end of the gate and extrudes the asphalt material in such a way that results in a compacted wedge shape pavement edge of 32 degrees (+/- 2 degrees). Contact shall be maintained between the device and the road shoulder surface. The device shall be manufactured so that it can be easily adjusted to transition at cross roads, driveways and obstructions without stopping the paver unit. The device's shape shall constrain the asphalt and cause compaction, as well as increase the density of the extruded profile.

In bituminous concrete pavement sections, the Transtech Shoulder Wedge Maker, Carlson Safety Edge End Gate or an approved equal shall be used to produce the safety edge. Contact information for these wedge shape compaction devices is listed below:

Transtech Systems, Inc.
1594 State Street
Schenectady, NY 12304
1-800-724-6306
www.transtechsys.com

or

Carlson Paving Products
18425 50th Ave. E
Tacoma, WA 98446
1-253-278-9426
www.carlsonpavingproducts.com

or an approved equal.

In P.C.C. pavement sections, the paver screed shall be modified to provide a chamfer at the end of the P.C.C. pavement in accordance with the details and notes on the Plans, or as directed by the Engineer.

Method of Measurement:

Safety Edge will not be measured for payment.

Basis of Payment:

The cost associated with the construction of safety edge(s), including but not limited to the wedge device, preparation and compaction of the fill or in situ material, and placement of the safety edge in accordance with the Plans and Details shall be incidental to the bituminous concrete pavement or P.C.C. pavement item being placed.

10/15/2013

- 401800 - BITUMINOUS CONCRETE, SUPERPAVE, TYPE C, 115 GYRATIONS, PG 64-22
(CARBONATE STONE)**
- 401801 - BITUMINOUS CONCRETE, TYPE C, 160 GYRATIONS, PG 64-22 (CARBONATE
STONE)**
- 401802 - BITUMINOUS CONCRETE, TYPE C, 205 GYRATIONS, PG 64-22 (CARBONATE
STONE)**
- 401803 - BITUMINOUS CONCRETE, TYPE C, 115 GYRATIONS, PG 70-22 (CARBONATE
STONE)**
- 401804 - BITUMINOUS CONCRETE, TYPE C, 160 GYRATIONS, PG 70-22 (CARBONATE
STONE)**
- 401805 - BITUMINOUS CONCRETE, TYPE C, 205 GYRATIONS, PG 70-22 (CARBONATE
STONE)**
- 401806 - BITUMINOUS CONCRETE, TYPE C, 115 GYRATIONS, PG 76-22 (CARBONATE
STONE)**
- 401807 - BITUMINOUS CONCRETE, TYPE C, 160 GYRATIONS, PG 76-22 (CARBONATE
STONE)**
- 401808 - BITUMINOUS CONCRETE, TYPE C, 205 GYRATIONS, PG 76-22 (CARBONATE
STONE)**
- 401809 - BITUMINOUS CONCRETE, SUPERPAVE, TYPE B, 115 GYRATIONS, PG 64-22**
- 401810 - BITUMINOUS CONCRETE, SUPERPAVE, TYPE B, 160 GYRATIONS, PG 64-22**
- 401811 - BITUMINOUS CONCRETE, SUPERPAVE, TYPE B, 205 GYRATIONS, PG 64-22**
- 401812 - BITUMINOUS CONCRETE, SUPERPAVE, TYPE B, 115 GYRATIONS, PG 70-22**
- 401813 - BITUMINOUS CONCRETE, SUPERPAVE, TYPE B, 160 GYRATIONS, PG 70-22**
- 401814 - BITUMINOUS CONCRETE, SUPERPAVE, TYPE B, 205 GYRATIONS, PG 70-22**
- 401815 - BITUMINOUS CONCRETE, SUPERPAVE, TYPE B, 115 GYRATIONS, PG 76-22**
- 401816 - BITUMINOUS CONCRETE, SUPERPAVE, TYPE B, 160 GYRATIONS, PG 76-22**
- 401817 - BITUMINOUS CONCRETE, SUPERPAVE, TYPE B, 205 GYRATIONS, PG 76-22**
- 401818 - BITUMINOUS CONCRETE, SUPERPAVE, BITUMINOUS CONCRETE BASE
COURSE, 115 GYRATIONS, PG 64-22**
- 401819 - BITUMINOUS CONCRETE, SUPERPAVE, BITUMINOUS CONCRETE BASE
COURSE, 160 GYRATIONS, PG 64-22**
- 401820 - BITUMINOUS CONCRETE, SUPERPAVE, BITUMINOUS CONCRETE BASE
COURSE, 205 GYRATIONS, PG 64-22**
- 401821 - BITUMINOUS CONCRETE, SUPERPAVE, TYPE C, 160 GYRATIONS, PG 64-22,
PATCHING**
- 401822 - BITUMINOUS CONCRETE, SUPERPAVE, TYPE B, 160 GYRATIONS, PG 64-22,
PATCHING**
- 401823 - BITUMINOUS CONCRETE, SUPERPAVE, BITUMINOUS CONCRETE BASE
COURSE, 160 GYRATIONS, PG 64-22, PATCHING**
- 401824 - BITUMINOUS CONCRETE, SUPERPAVE, TYPE C, 160 GYRATIONS, PG-64-22,
WEDGE**
- 401825 - BITUMINOUS CONCRETE, SUPERPAVE, TYPE B, 160 GYRATIONS, PG-64-22,
WEDGE**
- 401826 - BITUMINOUS CONCRETE, SUPERPAVE, TYPE C, 115 GYRATIONS, PG 64-22,
(NON-CARBONATE STONE)**
- 401827 -BITUMINOUS CONCRETE, SUPERPAVE, TYPE C, 160 GYRATIONS, PG 64-22,
(NON-CARBONATE STONE)**
- 401828 - BITUMINOUS CONCRETE, SUPERPAVE, TYPE C, 205 GYRATIONS, PG 64-22,
(NON-CARBONATE STONE)**

**401829 - BITUMINOUS CONCRETE, SUPERPAVE, TYPE C, 115 GYRATIONS, PG 70-22,
(NON-CARBONATE STONE)**

**401830 - BITUMINOUS CONCRETE, SUPERPAVE, TYPE C, 160 GYRATIONS, PG 70-22,
(NON-CARBONATE STONE)**

**401831 - BITUMINOUS CONCRETE, SUPERPAVE, TYPE C, 205 GYRATIONS, PG 70-22,
(NON-CARBONATE STONE)**

**401832 - BITUMINOUS CONCRETE, SUPERPAVE, TYPE C, 115 GYRATIONS, PG 76-22,
(NON-CARBONATE STONE)**

**401833 - BITUMINOUS CONCRETE, SUPERPAVE, TYPE C, 160 GYRATIONS, PG 76-22,
(NON-CARBONATE STONE)**

**401834 - BITUMINOUS CONCRETE, SUPERPAVE, TYPE C, 205 GYRATIONS, PG 76-22,
(NON-CARBONATE STONE)**

401835 - THIN BITUMINOUS CONCRETE, SUPERPAVE, TYPE C, 115 GYRATIONS, PG 64-22

401836 - THIN BITUMINOUS CONCRETE, SUPERPAVE, TYPE C, 160 GYRATIONS, PG 64-22

401837 - THIN BITUMINOUS CONCRETE, SUPERPAVE, TYPE C, 115 GYRATIONS, PG 70-22

401838 - THIN BITUMINOUS CONCRETE, SUPERPAVE, TYPE C, 160 GYRATIONS, PG 70-22

401839 - THIN BITUMINOUS CONCRETE, SUPERPAVE, TYPE C, 115 GYRATIONS, PG 76-22

401840 - THIN BITUMINOUS CONCRETE, SUPERPAVE, TYPE C, 160 GYRATIONS, PG 76-22

.01 Description:

This specification shall govern the production and construction of bituminous concrete pavement. The following Subsections of the Standard Specifications shall be applicable: 401.01, 401.03 - 401.10, 401.12, and 401.13. All other subsections have been modified herein.

Payment for bituminous concrete shall be in accordance with item 401699. The Contractor shall read and thoroughly understand the requirements of the QA/QC specification as defined in item 401699. It is the responsibility of the Contractor to determine all costs associated with meeting these requirements and to include them in the per ton bids for the various Superpave bituminous concrete items. Payment adjustment factors will be calculated in accordance with the latest version of item 401699.

Bituminous concrete may be produced by one or a combination of several technologies involving asphalt foaming processes and equipment or additives that facilitate the reduction of the temperature at which the mix can be placed and satisfactorily compacted thereby permitting the mix to be produced at reduced temperatures.

.02 Materials:

Use materials conforming to standard specifications 823.

Materials for bituminous concrete shall conform to the requirements of Subsections 823.01, 823.05-823.17, and 823.25 - 823.28 of the Standard Specifications and the following. If the Contractor proposes to use a combination of materials that are not covered by this Specification, the mix design shall be submitted and reviewed by the Engineer 30 calendar days prior to use.

a) Asphalt Binder:

Meet the requirements of Superpave performance-grade asphalt binder, as referenced in the Plans, according to M 320¹, Table 1 and tested according to AASHTO R29 with the following test ranges:

TEST Procedure	AASHTO REFERENCE	SPECIFICATION LIMITS
Temperature, °C	M 320	Per Grade
Original DSR, G*/sin (δ)	T 315	1.00 - 2.20 kPa ¹
RTFO DSR, G*/sin (δ)	T 315	>= 2.20 kPa

TEST Procedure	AASHTO REFERENCE	SPECIFICATION LIMITS
PAV DSR, $G^*/\sin(\delta)$	T 315	≤ 5000 kPa
BBR Creep Stiffness, S	T 313	≤ 300.0 kPa
BBR m-value	T 313	≥ 0.300

Note 1: The exception to M 320 is that the original DSR shall be 1.00 to 2.20 kPa

Substitution of a higher temperature grade will require prior approval by the Engineer.

The highest low temperature grade virgin binder to be used is -22.

Depending on the level of Recycled materials used, the low temperature properties, per T 313, may be different than stated in M 320 or the previous table.

b) **Recycled Materials:**

RAP (Recycled Asphalt Pavement): Bituminous concrete pavement mechanically processed to a homogenous consistency to be recycled through the production plant for use in a new bituminous concrete mixture.

The percentage allowance of recycled materials (recycled asphalt pavement and/or shingles) shall be controlled through the use of the Materials & Research recycled mixture program available through the Materials & Research Section. The program can be used by the Contractor to determine which materials and combinations of materials can be used to meet the specified material on the contract.

If the Contractor proposes to use a combination of materials that are not covered by this program, the mix design shall be submitted and reviewed by the Engineer.

c) **Shingles:**

RAS (Recycled Asphalt Shingles): Materials reclaimed from the shingle manufacturing process such as tabs, punch-outs, and damaged new shingles mechanically broken down with 100% passing the ½ in (12.5 mm) sieve. Shipping, handling, and shredding costs are incidental to the price of Superpave item.

Post-consumer shingles or used shingles are not acceptable. Fiberglass-backed and organic felt-backed shingles shall be kept separate. Both materials shall not be used in the same mixture at the same time. All shingles shall be free of all foreign material and moisture.

The use of Recycled Asphalt Shingles will be considered for 115 gyrations mix designs upon demonstration by the producer of adequate blending of the binder verified by laboratory testing on plant produced material.

d) **Mineral Aggregate:**

Conform to Section 805 and the following criteria. These criteria apply to the combined aggregate blend.

DESIGN ESAL'S (MILLIONS)	COARSE AGGREGATE ANGULARITY ¹ (% MIN)		FINE AGGREGATE ANGULARITY ² (% MIN)		CLAY CONTENT ³ (% - MIN)	FLAT AND ELONGATED ⁴ (% - MAX)
	≤ 100 MM	> 100 MM	≤ 100 MM	> 100 MM		
< 0.3	55/-	-/-	-	-	40	-
0.3 to < 3	75/-	50/-	40	40	40	-
3 to <10	85/80 ⁵	60/-	45	40	45	-
10 < 30	95/90	80/75	45	40	45	-
30	100/100	100/100	45	45	50	10

¹Coarse Aggregate Angularity is tested according to ASTM D5821.

²Fine Aggregate Angularity is tested according to AASHTO TP-33.

³Clay Content is tested according to AASHTO T176.

⁴Flat and Elongated is tested according to ASTM 4791 with a 5:1 aspect ratio.

⁵85/80 denotes that 85% of the coarse aggregate has one fractured face and 80% has two or more fractured faces.

The following source properties apply to the individual aggregates in the aggregate blend for the proposed JMF.

TEST METHOD	SPECIFICATION LIMITS
Toughness, AASHTO T96 Percent Loss, Maximum	40
Soundness, AASHTO T104 Percent Loss, Maximum for five cycles	20
Deleterious Materials, AASHTO T112 Percent, Maximum	10
Moisture Sensitivity, AASHTO T283 Percent, Minimum	80

For any roadway with a minimum average daily traffic volume (ADT) of 8000 vehicles and a posted speed of 35 mph (60 kph) or greater, the polish value of the composite aggregate blend shall be greater than 8.0 when tested according to Maryland State Highway Administration MSMT 411 B ALaboratory Method of Predicting Frictional Resistance of Polished Aggregates and Pavement Surfaces.@ RAP shall be assigned a value of 5.0. The Contractor shall supply all polish values to the Engineer upon request.

e) **Mineral Filler:**

Conform to AASHTO M17.

f) **Warm Mix Additives:**

For any WMA technology requiring addition of any material by the producer during production, the following information will be submitted with the proposed JMF for review and approval at least 30 calendar days prior to production:

1. WMA technology and/or additive information.
2. WMA technology manufacturer's recommendation for usage.
3. WMA technology target dosage rate and tolerance envelope. Support tolerance envelope with test data demonstrating acceptable mix production properties conforming to all sections of this specification.
4. WMA technology manufacturer's material safety data sheets (MSDS).
5. Documentation of past WMA technology field application including points of contact.
6. Temperature ranges for mixing and compacting.
7. Laboratory test data, samples, and sources of all mix components, and asphalt binder viscosity-temperature relationships.

Follow the manufacturer's recommendation for incorporating additives and WMA technologies into the mix. Comply with the manufacturer's recommendation regarding receiving, storage, and delivery of additives.

If the producer performs blending of the WMA technology in their tank, a separate Quality Control plan shall be submitted by the producer to the Department for review and approval at least 30 calendar days prior to production.

g) Anti-stripping additives

Conform to standard specifications Section 829 and blend with the asphalt cement in accordance with this specification. Incorporate anti-stripping additives when the Tensile Strength Ratio (TSR) as determined in accordance with AASHTO T283 is less than 80 or when specified for use by the Engineer.

.03 Bituminous Concrete Production – Quality Control

(a) Process Control - Material Production Quality Control.

Submit through electronic mail a QC Plan from each proposed production plant to the Engineer; no hot-mix asphalt material will be accepted until the Engineer approves the QC Plan. This plan must be submitted to the Engineer on an annual basis for review and approval prior to material production. The Engineer will send a signed copy back to the Contractor stating that it is approved. The approved QC Plan shall govern contractor operations.

The QC Plan shall include actions that will assure all materials and products will conform to the specifications, whether manufactured or processed by the Contractor, or procured from suppliers, subcontractors, or vendors. The Contractor shall perform the inspection and tests required to substantiate product conformance to contract requirements. The Contractor shall document QC inspections and tests, and provide copies to the Engineer when requested. The Contractor shall maintain records of all inspections and tests for at least one year. The records shall include the date, time, and nature of deficiency or deficiencies found; the quantities of material involved until the deficiency was corrected; and the date, time, and nature of corrective actions taken.

In the QC Plan shall detail the type and frequency of inspection, sampling, and testing deemed necessary to measure and control the various properties of material and construction governed by the Specifications. The QC Plan shall include the following elements as a minimum:

- Production Plant - make, type, capacity, and location.
- Production Plant Calibration - components and schedule; address documentation.
- Personnel - include name and telephone number for the following individuals:
 - Person responsible for quality control.
 - Qualified technician(s) responsible for performing the inspection, sampling, and testing.
 - Person who has the authority to make corrective actions on behalf of the Contractor.
- Testing Laboratory - state the frequency of accuracy checks and calibrations of the equipment used for testing; address documentation.
- Load number of QC samples (1-10 if QA sample is not within trucks 1-10)
- Locations where samples will be obtained and the sampling techniques for each test
- Tests to be performed and their normal frequency; the following, at a minimum, shall be conducted:
 - Mixture Temperature: each of the first five trucks, and each load that is sampled for QC or acceptance testing.
 - Gradation analysis of aggregate (and RAP) stockpiles - one washed gradations per week for each aggregate stockpile; RAP: five gradations and asphalt cement contents for dedicated stockpiles

- where new material is not being added; one gradation and asphalt cement content test per week for stockpiles where material is continually being added to the stockpile.
- Gradation analysis of non-payment sieves
 - Dust to effective asphalt calculation
 - Moisture content analysis of aggregates - daily.
 - Gradation analysis of the combined aggregate cold feed - one per year per mixture.
 - Bulk specific gravity and absorption of blended material - one per year per mixture.
 - Ignition Oven calibration - one per year per mixture.
 - Hot-Bins: one per year per mixture.
 - Others, as appropriate.
 - Procedures for reporting the results of inspection and tests (include schedule).
 - Procedures for dealing with non-compliant material or work.
 - Presentation of control charts. The contractor shall plot the results of testing on individual control charts for each characteristic. The control charts shall be updated within one working day as test results for each subplot become available. The control charts shall be easily and readily accessible at the plant laboratory. The following parameters shall be plotted from the testing:
 - Asphalt cement content.
 - Volumetrics (air voids, voids in mineral aggregates [VMA])
 - Gradation values for the following sieves:
 - 4.75 mm (#4).
 - 2.36 mm (#8).
 - 0.075 mm (#200).
 - Operational guidelines (trigger points) to address times when the following actions would be considered:
 - Increased frequency of sampling and testing.
 - Plant control/settings/operations change.
 - JMF adjustment.
 - JMF change (See 401644 Section .04(a)(1)).
 - Change in the source of the component materials.
 - Calibration of material production equipment (asphalt pump, belt feeders, etc.).
 - Rejection of material.

When any point of non-compliance with the QC plan, or material not meeting the Specifications, comes to the attention of either the Contractor or the Engineer, the other party shall be notified immediately, and the Contractor shall take appropriate corrective actions. Failure to take corrective actions immediately shall be cause for rejection of material or work by the Engineer.

The following are considered significant violations to the Contractor's QC Plan:

- Using testing equipment that is knowingly out of calibration or is not working properly.
- Reporting false information such as test data, JMF information, or any info requested by DelDOT
- Failure to perform materials testing per their approved QC Plan
- Deviating from AASHTO or DelDOT testing procedures.
- Use of any material or the use of a JMF component in a proportion that exceeds the allowable tolerance as specified in section 04(a)(1) of this specification not listed in the JMF.
- Use of the wrong PG graded asphalt.
- Failure to take corrective action per action points in the Contractors approved QC plan.

The following steps will be taken for violations listed above:

1. First offence: Written notice of violation to the Contractor
2. Second offence: Written notice of violation and forfeiture of any bonus (material production or pavement construction) payment eligibility under 401699 section .03 for that production shift.
3. Third offence: Written notice of violation, forfeiture of bonus payment eligibility, and a 5% deduction of payment based upon contract unit price in addition to any calculated pay adjustment factors per 401699 Section 03.
4. Fourth offence: Written notice of violation, forfeiture of bonus payment eligibility, 50% deduction of payment based upon contract unit price in addition to any calculated payment adjustment factor per 401699 Section 03, and immediate suspension of the Contractor until corrective actions are taken. Corrective actions shall be submitted in writing to the Engineer for approval. The Engineer may request a meeting with the Contractor to discuss proposed changes prior to lifting suspension.

Violations of Contractor QC plans shall be kept on record for a period of 1 year from the date of violation at the Central Lab.

(b) Material Production Test Equipment.

Establish, maintain, and operate a qualified testing laboratory at the production plant site of sufficient size and layout that will accommodate the testing operations of both the Contractor and the Engineer.

Facilities for the use of the Engineer and inspectors shall be a minimum of 600 square feet of floor space conditioned to maintain constant temperature of 77F with two windows and a door equipped with functional locks and latches, located such that plant activities are plainly visible from one window of the building. Work space shall be furnished with illumination, tables, chairs, desks, telephone, and water including drinking water, sanitary facilities, fuel, and power necessary to conduct all necessary tests.

Maintain all the equipment used for handling, preparing, and testing materials in proper operating condition. For any laboratory equipment malfunction, the Contractor shall remedy the situation within one working day or the Engineer may suspend production. In the case of an equipment malfunction, the Engineer may elect to test the material at another qualified testing laboratory while waiting for repairs to equipment.

Maintain minimum calibration records for the referenced equipment:

- SUPERPAVE[®] Gyratory Compactor: once every year; verified once every month by the Engineer.
- Ovens: once every three months, verified once every month.
- Vacuum Container and Gauge (Rice Bowls): once every three months, verified once every month.
- Balances and Scales: once every year, verified once every month.
- Thermometers: once a year; verified once every month.
- Gyratory Compactor molds and base plates: once every year
- Mechanical Shakers: once every year
- Sieve Verifications: once every year

All calibrations shall be documented and on file for review by the Engineer at any time.

(c) Material Production Test Methods

- AASHTO T312 - Preparing and Determining the Density of Hot Mix Asphalt (HMA) Specimens by Means of the Superpave Gyratory Compactor
- AASHTO T166, Method C (Rapid Method) - Bulk Specific Gravity of Compacted Hot Mix Asphalt (HMA) Using Saturated Surface Dry Specimens
- AASHTO T308 - Determining the Asphalt Binder Content of Hot Mix Asphalt (HMA) by the Ignition Method
- AASHTO T30 - Mechanical Analysis of Extracted Aggregate
- AASHTO T209 - Theoretical Maximum Specific Gravity and Density of Hot Mix Asphalt (HMA)
- ASTM D7227 - Standard Practice for Rapid Drying of Compacted Asphalt Specimens using Vacuum Drying Apparatus

.04 Job Mix Formula (JMF)

Mix Design. Develop and submit a job mix formula for each mixture according to AASHTO R35. Each mix design shall be capable of being produced, placed, and compacted as specified. Assign a unique identification number to each JMF.

a) Development of JMF

Gradation: Use the FHWA Superpave 0.45 Power Chart to define permissible gradations for the specified mixture. Type C shall be either a No.4 (4.75 mm), 3/8" (9.5 mm), or 1/2" (12.5 mm) Nominal Maximum Aggregate Size bituminous concrete. Unless otherwise noted in the Plans, the Type C shall meet the 3/8" (9.5 mm) Nominal Maximum Aggregate Size. Type B bituminous concrete shall be the 3/4" (19.0 mm) Nominal Maximum Aggregate Size and the Bituminous Concrete Base Course (BCBC) shall be the 1" (25.0 mm) Nominal Maximum Aggregate Size. Target values for percent passing each standard sieve for the design aggregate structure shall comply with the Superpave control points and should avoid the restricted zone. Percentages shall be based on the washed gradation of the aggregate according to AASHTO T11.

In addition to the results of the material requirements specified above, the following material properties shall be provided by the contractor: bulk specific gravity G_{sb} , apparent specific gravity G_{sa} , and the absorption of the individual aggregate stockpiles to be used, tested according to AASHTO T84 and AASHTO T85 and reported to three decimal places along with the specific gravity of the mineral filler to be used, tested according to AASHTO T100 and reported to three decimal places.

Superpave Gyratory Compactive (SGC) Effort:

The Superpave Gyratory Compaction effort employed throughout mixture design, field quality control, or field quality assurance shall be as indicated below. All mixture specimens tested in the SGC shall be compacted to N_M . Height data provided by the SGC shall be employed to calculate volumetric properties at N_I , N_D , and N_M .

Superpave Gyratory Compactive (SGC) Effort:

DESIGN TRAFFIC LEVEL (MILLION ESAL'S)	$N_{INITIAL}$	N_{DESIGN}	$N_{MAXIMUM}$
0.3 to < 3	7	75	115
3 to < 30	8	100	160
≥ 30	9	125	205

Volumetric Design Parameters. The design aggregate structure at the target asphalt cement content shall satisfy the volumetric criteria below:

DESIGN ESAL'S (MILLION)	REQUIRED DENSITY (% OF THEORETICAL MAXIMUM SPECIFIC GRAVITY)			VOIDS-IN-MINERAL AGGREGATE (% - MINIMUM) NOMINAL MAX. AGGREGATE (MM)					VOIDS FILLED WITH ASPHALT (%)
	$N_{INITIAL}$	N_{DESIGN}	N_{MAX}	25.0	19.0	9.5	12.5	4.75	
0.3 to < 3	≤ 90.5	-	-	-	-	-	-	-	65.0 - 78.0
3 to < 10	-	-	-	-	-	-	-	-	-
10 < 30	-	-	-	-	-	-	-	-	-
≤ 30	≤ 89.0	96.0	≤ 98.0	12.5	13.5	15.5	14.5	16.5	65.0 - 75.0 ¹

Air voids (V_a) at N_{design} shall be 4.0% for all ESAL designs. Air voids (V_a) at N_{max} shall be a minimum of 2.0% for all ESAL designs.

The dust to binder ratio for the mix having aggregate gradations above the Primary Control Sieve (PCS) Control Points shall be 0.6-1.2. For aggregate gradations below the PCS Control Points, the dust to binder ratio shall be 0.8-1.6. For the No. 4 (4.75 mm) mix, the dust to binder ratio shall be 0.9-2.0 whether above or below the PCS Control Points.

For 3/8@ (9.5 mm) Nominal Maximum Aggregate Size mixtures, the specified VFA range shall be 73.0% to 76.0% and for 4.75 mm Nominal Maximum Size mixtures, the range shall be 75 % to 78% for design traffic levels ≥ 3 million ESALs.

Gradation Control Points:

The combined aggregates shall conform to the gradation requirement specified in the following table when tested according to T-11 and T-27.

TABLE 1

Nominal Maximum Aggregates Size Control Points, Percent Passing										
	25.0 MM		19.0 MM		12.5 MM		9.5 MM		4.75 MM	
SIEVE SIZE	MIN	MAX	MIN	MAX	MIN	MAX	MIN	MAX	MIN	MAX
37.5 MM	100	-	-	-	-	-	-	-	-	-
25.0 MM	90	100	100	-	-	-	-	-	-	-
19.0 MM	-	90	90	100	100	-	-	-	-	-
12.5 MM	-	-	-	90	90	100	100	-	100	-
9.5 MM	-	-	-	-	-	90	90	100	95	100
4.75 MM	-	-	-	-	-	-	-	90	90	100
2.36 MM	19	45	23	49	28	58	32	67	-	-
1.18 MM	-	-	-	-	-	-	-	-	30	60
0.075 MM	1	7	2	8	2	10	2	10	6	12

Note: The aggregate's gradation for each sieve must fall within the minimum and maximum limits.

Gradation Classification

The Primary Control Sieve (PCS) defines the break point of fine and coarse mixtures. The combined aggregates shall be classified as coarse graded when it passes below the Primary Control Sieve (PCS) control point as defined below. All other gradations shall be classified as fine graded.

PCS CONTROL POINT FOR MIXTURE NOMINAL MAXIMUM AGGREGATES SIZE (% PASSING)					
Nominal Maximum Aggregates Size	25.0 mm	19.0 mm	12.5 mm	9.5 mm	4.5 mm
Primary Control Sieve	4.75 mm	4.75 mm	2.36 mm	2.36 mm	1.18 mm
PCS Control Point	40	47	39	47	30-60

Plant Production Tolerances:

Volumetric Property	Superpave Criteria
Air Voids (V_a) at (%) N_m	2.0 (min)
Air Voids (V_a) at N_{design} (%)	6.0 (max)
Voids in Mineral Aggregate (VMA) at N_{design}	
25.0 mm Bituminous Concrete Base Course	-1.5
19.0 mm Type B Hot-Mix	+2.0
12.5 mm Type C Hot-Mix	
9.5 mm Type C Hot-Mix	
4.5 mm Type C Hot-Mix	

The proposed JMF shall include the following:

Submit for approval to the Engineer the following documentation on Pinepave mixture design software prior to starting production of a new mixture:

1. Job mix formula (JMF) design of the component materials and target characteristic values for each mixture proposed for use. The component materials design shall include designating the source and the expected proportion (within 1 percent for the aggregate components and within 0.1 percent for the other components) of each component to be used in order to produce

workable bituminous concrete meeting the specified properties. Recycled Asphalt Pavement (RAP) is one individual aggregate component regardless of fractionation size. Recycled Asphalt Shingles (RAS) is a separate component from RAP.

2. The JMF target characteristic values include the mixing temperature range, core temperature range for gyrations, the percentage of the asphalt cement component (both total and virgin), and the percentages of the aggregate amounts retained on the sieves to be addressed by the JMF as shown in Table 1.
3. Plot of the design aggregate structure on the FHWA Superpave 0.45 power chart showing the maximum density line and Superpave control points.
4. Plot of the three trial asphalt binder contents at $\pm 0.5\%$ gyratory compaction curves where the percent of maximum specific gravity (% of G_{mm}) is plotted against the log base ten of the number of gyrations ($\log(N)$) showing the applicable criteria for N_i , N_d , and N_m .
5. Plot of the percent asphalt binder by total weight of the mix (P_b) versus the following:
% of G_{mm} at N_d , VMA at N_d , VFA at N_d , Fines to effective asphalt binder (P_{be}) ratio, and unit weight (kg/m^3) at both N_d and N_m .
6. Summary of the consensus property standards test results for the design aggregate structure, summary of the source property standards test results for the individual aggregates in the design aggregate structure, target value of the asphalt binder content, and a table of G_{mm} of the asphalt mixture for the four trial asphalt binder contents determined according to AASHTO T209.
7. Test data with each JMF and tests performed by a Qualified Laboratory on representative materials, verifying the adequacy of the design. Refer to the specifications for each mix type in order to determine the design requirements. The JMF sieve percentage values shall conform to the ranges shown in Table 1.

For any mixture that has a 20% or greater failure rate on any combined volumetric criteria, the JMF will not be approved for use on Department contracts.

8. Provide raw material of each JMF so NCAT Ignition Oven calibration correction numbers can be established for the Engineers and Contractors ovens. The Engineer shall provide an ignition oven correction number for each JMF.

.05 Approval of JMF

The Engineer will have up to three weeks once the JMF is submitted to review the submitted information. All submitted JMF's shall correspond to the Pinepave mixture design software. The Engineer, for evaluation of the submitted JMF, will use the first three test samples. These test results acquired during production shall be within the following range compared to the submitted JMF on the Pinepave mixture design software: G_{mm} : ± 0.030 and G_{mb} : ± 0.040

a) Design Evaluation:

The Engineer may elect to evaluate the proposed JMF and suitability of all materials through laboratory trial batches. All materials requested by the Engineer shall be provided at the contractor's expense to the Central Laboratory in Dover in a timely manner upon request. To verify the complete mixture design and evaluate the suitability of all materials, the following approximate quantities are required:

- 5.25 gal (20 liters) of the asphalt binder;
- 0.13 gal (0.5 liters) sample of liquid heat-stable anti-strip additive;
- 254 lb. (115 kg) of each coarse aggregate;
- 154 lb. (70 kg) of each intermediate and fine aggregate;
- 22 lb. (10 kg) of mineral filler; and
- 254 lb. (115 kg) of RAP, when applicable.

For more expeditious approval, the Contractor may undertake the following steps:

1. Submit the proper documentation on Pinepave mixture design software.
2. Produce the new mixture for a non-Department project. The Engineer will test the material, by taking three series per section 401800 03(c). The mixture will be approved by the Engineer for Department projects if the test results are within the specifications.

A new JMF is required when any of the following conditions occur:

- A change in the source of any of the aggregate component materials
- A change in the proportion of any aggregate component by more than 5.0%
- A change in the aggregate components resulting in a change in percent passing any sieve as identified in Table 1 by more than 5% of the JMF target.
- A change in the target AC content by more than 0.20% from the JMF target to maintain other Volumetric properties of the approved JMF.
- For any mixture that has a 20% or greater failure rate on any combined volumetric criteria.

Although a new JMF is not required, the Contractor shall inform the Engineer of any proposed changes to an existing JMF. The Contractor shall notify the Engineer by electronic mail of the proposed changes. This notification shall include the total change made from the approved JMF proportions, and the effective time of the change. The Engineer will reply to the proposed changes within one operational day and notify the Contractor of the effective date of the changes.

.06 Construction.

(a) Pavement Construction Test Equipment.

The Contractor shall furnish and use in-place density gauges, and/or coring equipment to meet the requirements of these Specifications.

Weather Limitations.

Place mix only on dry, unfrozen surfaces and only when weather conditions allow for proper production, placement, handling, and compacting.

The following table of ambient temperatures for various binder grades and lift thicknesses for placement with the following parameters:

Lift Thickness (in)	PG Binder		
	76-22	70-22	64-22
1.50	50°F	45°F	40°F
2.00	40°F	38°F	35°F
3.00	32°F	32°F	32°F

- Minimum surface temperature of 32°F and
- Minimum production temperature of 275°F and
- Maximum wind speed of 8 miles per hour

Construction outside of these conditions with WMA technology will be at the discretion of the Engineer.

Compaction:

(b) Pavement Construction - Process Control.

Perform Quality Control of pavement compaction by testing in-place pavement density by the following methods.

- ASTM D2950 Standard Test Method for Density of Bituminous Concrete in Place by Nuclear Methods; the use of other density gauges shall be as per the manufacturer's recommendations.
- AASHTO T166, Method C (Rapid Method) Bulk Specific Gravity of Compacted Hot Mix Asphalt (HMA) Using Saturated Surface Dry Specimens
- ASTM D7227 - Standard Practice for Rapid Drying of Compacted Asphalt Specimens using Vacuum Drying Apparatus

Cores may be cut on the first day of paving or once after the change of a JMF for gauge calibration. The number of cores obtained for calibration purposes shall not exceed the number of QA samples obtained by the Department for payment. The Contractor may use any method to select locations for the Quality Control calibration cores.

Repair all core holes in accordance with 401699 Appendix A.

Method of Measurement:

Method of Measurement will be in accordance with Subsections 401.14 and 401.15 of the Standard Specifications.

Basis of Payment:

All work completed under this item shall be considered for full payment and subsequently modified in accordance with the procedures enumerated under 401699.

Material production quality shall be evaluated per item 401699 - Quality Control/Quality Assurance of Bituminous Concrete .03 (a) Material Production - Tests and Evaluations.

Compaction quality shall be evaluated per Item 401699 - Quality Assurance of Bituminous Concrete .03 (b) Pavement Construction - Tests and Evaluations.

10/29/2014

602579 - DRILLING HOLES AND INSTALLING DOWELS

Description:

This work consists of furnishing all materials and drilling holes for dowels or anchor bolts as required and grouting the anchor bolts or dowels in place where required in the locations indicated on the Plans or as directed by the Engineer.

Materials:

The material for epoxy grout shall be MARK-194 CARBOPOXY GROUT as manufactured by POLY-CARB, 33095 Bainbridge Road, Cleveland, Ohio 44139 (Telephone 1-800-225-5649 or 216-248-1223) or SIKADUR 31 HI-MOD GEL as manufactured by Sika Corporation, 3000 Valley Ford Circle, King of Prussia, PA 19406, (Telephone 1-800-933-7452) or MASTERFLOW MP as manufactured by Master Builders, Inc., 23700 Chagrin Boulevard, Cleveland, Ohio 44122, (Telephone 1-216-831-5500 or 1-800-628-9990) or approved equal.

Construction Methods:

Drill holes at the locations and to the minimum depth shown on the Plans. Hole diameters shall be drilled in accordance with the epoxy grout manufacturer's recommendations considering the size(s) of the dowels or as shown on the Plans. Grout the anchor bolts or dowels in place using the epoxy grout in a manner to complete bonding of the anchor bolts or dowels in the holes and in accordance with manufacturer's recommendations. Repair any damage caused by the drilling operations to the satisfaction of the Engineer at no additional cost to the Department.

Method of Measurement:

The quantity of holes will be measured as the actual number of each hole drilled, grouted and accepted.

Basis of Payment:

The quantity of holes will be paid for at the Contract unit price per each. Price and payment will constitute full compensation for furnishing and placing all materials, for all labor, equipment, tools, and all necessary incidentals to complete the work. Dowels and/or anchor bolts will be measured and paid for under a separate item(s) unless indicated otherwise on the Plans.

12/10/01

602586 - REHABILITATION OF CONCRETE STRUCTURE

Description:

This work consists of preparation and furnishing all materials, and repairing portions of the existing concrete substructure and/or superstructure in accordance with the notes and details on the Plans and as directed by the Engineer.

All applicable requirements of Section 602 of the Standard Specification for performing the work under this item shall be applicable except as modified herein.

Materials:

Concrete for repair work shall consist of a mixture of Portland Cement, aggregate, water, and other admixtures to provide a workable concrete. The Contractor has the option of using either Class A Concrete, Micro-Silica Modified Concrete, or Latex Modified Concrete for this item. The minimum concrete temperature at the time of placement shall be 75°F (24°C). The mix shall have a minimum compressive strength of 2000 psi (15 MPa) in 6 hours, if required in the Plans, and 4500 psi (30 MPa) in 28-days. The following shall be included in the Portland Cement Concrete mixture composition supplied by the Contractor:

Coarse Aggregate - Del. No. 8 Stone meeting the grading requirements of Section 813

Coarse Aggregate/Sand Ratio - 50 to 60%

Portland Cement Type I - 705 lb/yd³ (418 kg/m³) [Min.]

Water/Cement ratio - 0.45 (Max.)

Slump - 3" - 6" (75 to 150 mm)

Air - 5 % to 8%

Admixture - The quantity and AASHTO type or combination of AASHTO types of admixtures shall be determined by the Contractor.

If the Contractor chooses to use Class A concrete, the concrete shall have materials present in the mixture to mitigate alkali-silica reactivity (ASR) as per Section 812. Also, accelerators, if used, shall be non-chloride based.

If the Contractor chooses to use Micro-Silica Modified Concrete, the Micro-Silica shall conform to the requirements of AASHTO M307. If the Contractor chooses Latex Modified Concrete, the Latex Modifier shall be non-toxic, film forming, polymeric emulsion to which all stabilizers have been added at the point of manufacture, and shall be homogeneous and uniform in composition.

The Contractor shall be responsible for the quality of the concrete placed in any weather or atmospheric conditions. A smooth, durable riding surface of uniform texture, true to the required grade and cross-section, shall be obtained.

If Class A Concrete is utilized, prior to concrete placement, an approved bonding agent shall be applied to the existing concrete to ensure proper bond. If either the Micro-Silica Modified Concrete or the Latex Modified Concrete are utilized, the bonding agent shall be the rehabilitation concrete grout, placed and brushed into the rehabilitation areas. The grout shall be scrubbed onto the rehabilitation areas with enough care to ensure that all surfaces are evenly covered and that excess grout will not collect in low area.

Reinforcement, if required, shall be as indicated on the Plans.

Construction Methods:

All deteriorated, loose, and honeycombed concrete, as determined by the Engineer, shall be removed from the surface areas to be repaired with a pneumatic hammer. Unless specified otherwise on the Plans, the size of the hammer shall be 15 lb (7 kg). maximum for superstructure repair and 30 lb (14 kg). maximum for substructure repair.

All bar reinforcement exposed during the removal of the concrete shall be thoroughly cleaned of rust and other foreign material by abrasive grit (use non silica, low dusting abrasive) blasting and then cleaned with a stream of compressed air before starting any repair work. In the case of damaged bar, it shall be cut

and mechanically spliced or replaced with a new bar of the same size and lapped or field-welded to the ends of the existing bar to the satisfaction of the Engineer. There shall be no separate payment for such work, and the cost shall be included in the item except that the new reinforcing bar will be paid for separately under a separate item in this Contract.

The Contractor shall submit to the Engineer a drawing showing details of forms and support system with appropriate dimensions for approval prior to the placing of concrete to repair the structure.

Concrete shall not be allowed to drop from the top of the forms which could otherwise result in the separation of the mix. Only approved mixing and placing equipment shall be used in preparation and handling of the concrete. Oil and other rust inhibitors shall be removed from all equipment in contact with the concrete before the mixes are used.

Method of Measurement:

The quantity of rehabilitation of concrete structure will be measured as the number of cubic feet (cubic meters) of concrete placed for the purpose of structure rehabilitation and accepted.

Basis of Payment:

The quantity of rehabilitation of concrete structure will be paid for at the Contract unit price per cubic feet (cubic meter). Price and payment will constitute full compensation for furnishing and placing all materials including concrete, abrasive grit blast cleaning of reinforcement bars, splicing and/or replacement of existing reinforcement bars, removal and disposal of deteriorated concrete, placement and removal of formings, surface preparation, for submission of working drawings, and all other work as described herein and on the Plans, for all labor, tools, equipment, and necessary incidentals to complete the work but shall not constitute payment for new bar reinforcement which shall be paid for under a separate item of this Contract.

3/14/02

602646 - SILICONE ACRYLIC CONCRETE SEALER

Description:

This work consists of surface preparation, furnishing all materials, and application of a silicone acrylic concrete sealer to any concrete surface. The work shall be performed as indicated on the Plans, in accordance with these Specifications, and as directed by the Engineer.

Materials:

The concrete sealer shall consist of methyl methacrylate-ethyl acrylate copolymer resins and toning pigments suspended in solution of all times by a chemical suspension agent and solvent. Laminar silicates, titanium dioxides, and inorganic oxides may be used for toning pigments. Use of vegetable or marine oils, paraffin materials, stearates or organic pigments in the formulation shall not be permitted.

The Sealer shall be opaque, non-film forming, and penetrating silicone acrylic compound. The sealer shall pass NCHRP 244 Series-2, salt spray resistance requirements. The materials must be local OTC-VOC compliant.

The contractor shall provide Materials and Research Section one (1) quart sample from each batch of the silicone acrylic sealer compound supplied for chemical identification and testing.

The manufacturer shall supply a Materials Safety Data Sheet and a letter of certificate compliance of batch & lot of each shipment of the concrete sealer materials. The contractor shall also provide a manufacturer analysis report of the materials used with the specified batch shipped to the job site.

The color of the compound shall be off white (Federal Color #37925 of FED-STD-595B) or as specified on the plans.

Surface Preparation:

All new concrete surfaces, texturing, saw cutting, repointing and grooving shall be completed before the surface is prepared for sealer. All concrete that is to be sealed shall be cured for at least 28 days after casting or for the length of time specified in the manufacturer's instruction, which ever is longer. After 28 days, concrete surface shall be lightly sand or shot blasted, followed by vacuum cleaning in accordance with ASTM D 4258 & SSPC-SP-13 requirement to completely remove any applied curing compound, and to make surface lightly rough for penetration of sealer.

For existing concrete, all previous sealers and paints, all salt, efflorescence, laitance, and other foreign matter, and all loose material shall be completely removed using one or a combination of different preparation methods as specified in ASTM D-4258 and SSPC-SP 13.

In addition, both new and existing concrete shall receive a high pressure (3000-5000 psi) water washing at a flow of more than 4 gallons per minute, with zero degree of rotary nozzle. The contractor shall also allow the surface to dry for a minimum of 24 hours prior to the coating application after high-pressure washing. All surface preparation work shall be completed and approved by the Engineer before sealer the application can commence.

Construction Methods:

The sealer shall be used as supplied by the manufacturers without thinning or alteration unless specifically required in the manufacturer's instructions and verified by Engineer.

The silicone acrylic concrete sealer shall be applied to all exposed concrete surfaces as shown on the plans.

Concrete curing compounds, form release agents, and concrete hardeners may not be compatible with recommended coatings. Check for compatibility by applying a test patch of the recommended coating system, covering at least 20 to 30 square feet.

The concrete sealer material shall be applied using coverage rate and equipment in accordance with the manufacturer's recommendations. A minimum of two coats shall be applied; all applications shall be performed under dry conditions with application-spread rate as recommended by the manufacturers.

The sealer shall be applied within the ambient temperature range as recommended by the manufacturer, when no rain is expected within a minimum of 12 hours following the application, and there are no high winds that would cause an improper application. If rain has preceded the application, the surface shall be allowed to dry at least 24 hours before waterproofing application begins.

Follow manufacturers recommendation for coating thickness. No drips, runs, or sags will be allowed during application. Natural bristle brush, roller, or spray can be used to perform the application. Follow manufacturers recommendation during application. No thinning of materials is permitted; all application procedures, and drying time between coats must be as per manufacturers recommendations.

The Contractor shall perform surface preparation and application of the concrete sealer material so as not to endanger any private and/or public property, pedestrians, workmen, and vehicles on, beneath or adjacent to the structure.

Method of Measurement:

The quantity of "Silicone Acrylic Concrete Sealer" will be measured by the square feet of area treated and accepted.

Basis of Payment:

The quantity of "Silicone Acrylic Concrete Sealer" will be paid for at the Contract unit price per square foot. Price and payment will constitute full compensation for furnishing all materials, furnishing and removing scaffolding as required, surface preparation, application of the concrete sealer material, disposal of discarded materials, and for all labor, tools, equipment, and all necessary incidentals to complete the work.

2/1/07

605579 - PEDESTRIAN STEEL BRIDGE

Description:

The item shall consist of furnishing, fabricating and erecting a pedestrian steel structure in conformance with the requirements and details shown on the plans and/or the approved shop drawings.

The complete superstructure assembly shall be designed using either load factor or working stress methods to provide appropriate safety factors to withstand the combined and total effects of the following loads applied in combination as shown in the latest AASHTO Standard Specifications for Highway Bridges:

1. Uniform live load of 85 pounds per square foot applied to the entire deck area.
2. Or a live load of a 10,000 lb. vehicle load with no impact factor applied.
3. Dead load and superimposed dead loads of the structure.
4. Wind load according to AASHTO section 3.15 for a design wind speed of 85 MPH.
5. Top chord lateral force of not less than 300 pounds per linear foot for half through trusses.
6. Earthquake loading in accordance with 1992 AASHTO STD Specifications, Division I-A (Seismic Design).

Shop drawings shall be submitted to the department for approval prior to fabrication or materials. Design calculations and drawings shall be signed and sealed by a Professional Engineer registered in the State of Delaware.

Pedestrian bridge shall be a low profile design cambered to offset full dead load deflections. Bridge railing shall be a continuous life safety rail with a maximum clear opening of 6" and one diagonal per panel. Railing height shall be a minimum of 54". Bearings shall provide adequate attachment of the superstructure to the substructure to resist uplift. Provisions shall be made to accommodate movement resulting from variation in temperature as required for span length. Bearings shall be designed, fabricated and supplied by the bridge manufacturer.

Materials:

All requirements of Sections 602 and 604 for concrete deck portion and Section 605 for steel structure shall be applicable except as modified herein and on the plans.

Steel:

The steel members shall conform to the following:

1. Unpainted (Weathering) steel bridges shall be fabricated from enhanced atmospheric corrosion resistance AASHTO M270 (ASTM A709) Grade 50W steel for structural shapes, plates and bars and improved atmospheric corrosion resistance cold-formed welded and seamless high strength, low alloy ASTM A847 steel for structural tubing.
2. All structural shapes, plates, tubes and bars shall have a minimum thickness of 5/16".
3. Minimum thickness of closed watertight structural tubular members shall be 5/16".
4. Field splices shall be bolted with high strength AASHTO M164 (ASTM A325) or AASHTO M253 (ASTM A490) bolts; Type III bolts are required for "Weathering Steel" bridges.
5. All Welding shall be in accordance with the latest edition of AASHTO/AWS D1.5 Bridge Welding Code.
6. All Welding of structural steel tubular members shall be in accordance with the latest edition of ANSI/AWS D1.1 Structural Welding Code.

Fabrication and Construction:

Construction methods shall be in accordance with the applicable requirements of Section 602, 603, 604 and 605 of the Standard Specifications, and the construction plans and/or shop drawings.

Basis of Payment:

The payment for the item shall be made for at the contract unit price per Lump Sum bid for a completed and accepted "Pedestrian Steel Bridge", which price and payment shall constitute full compensation for furnishing and placing all materials required, fabricating and erecting the bridge, for shop drawings, painting, for all labor, tools, equipment and necessary incidentals to complete the work.

Some names of the possible fabricators and suppliers of the pedestrian bridge are as noted:

1. Continental Bridge
8301 State Highway 29 N
Alexandria, MN 56308
(800) 328-2047
2. Steadfast Bridges
P.O. Box 806
201 40th Street N.E.
Fort Payne, AL 35967
(800) 749-7515
3. Or Approved Equal.

1/21/15

610502 - POINTING EXISTING STONE MASONRY

Description:

This work consists of furnishing all materials, raking out crumbling and deteriorated mortar from the masonry joints and pointing with fresh mortar in accordance with the locations and notes on the Plans and as directed by the Engineer.

Materials and Construction Methods:

Portland Cement, Fine Aggregate, Water and Hydrated Lime required for preparing the mortar shall conform to Section 610 of the Standard Specifications.

Mortar shall be prepared in accordance with Subsection 610.09 of the Standard Specifications. All requirements for mortar noted in the Plans shall be followed and in case of a conflict between the Plans and Section 610 of the Standard Specifications, the Plans shall prevail. Additives, as approved by the Department, may be introduced into the mix to speed up set time for applications under water.

All deteriorated and loose existing mortar shall be raked clean from the joints. After removing the deteriorated mortar, the cavity shall be cleaned with water under high pressure. Any loose stones shall be re-set as required. All joints shall be thoroughly wetted prior to applying the mortar. No mortar shall be applied in freezing weather. In hot or dry weather the pointed work shall be satisfactorily protected from the sun and kept wet for a period of 3 days after application.

After the mortar has sufficiently set, the area that will be exposed after completion shall be thoroughly cleaned to remove efflorescence, excess mortar, scars or spots and shall present a surface showing the natural color of the stone. The cleaning shall be performed with water and/or a solution of hydrochloric acid (3 parts hydrochloric acid to 100 parts water). After use of the acid solution, the area shall be thoroughly washed down with water. If the acid solution causes any deterioration and the stone, its use shall be stopped and the area thoroughly flushed with water.

Method of Measurement:

The quantity of pointing will be measured as the actual number of linear feet (meters) of joints that was pointed and accepted.

Basis of Payment:

The quantity of pointing will be paid for at the Contract unit price per linear foot (meter). Price and payment will constitute full compensation for furnishing all materials including portland cement mortar, removal of deteriorated concrete, preparation of surface areas, re-setting of stones, application of mortar, finishing, curing, cleaning, and for all labor, tools, equipment and incidentals necessary to complete the work.

1/21/15

612502 - PVC PIPE, 6"
612503 - PVC PIPE, 8"

Description:

This work consists of furnishing and installing PVC pipe, including all fittings, in accordance with the locations, details, notes on the Plans and as directed by the Engineer. The PVC pipe shall be used for subsurface drainage or for serving as conduit as specified on the Contract Plans.

Materials and Construction Methods:

The PVC pipe and fittings shall be free from defects and shall conform to the applicable requirements of ASTM D2241 Type PSM, and pipe shall be of SDR-26 for subsurface drainage pipe of the nominal size required by the Plans.

The PVC pipe and fittings shall be free from defects and shall conform to the applicable requirements of ASTM D2466 PVC Pipe Fitting, Schedule 40 for conduit of the size required by the Plans.

The excavation and backfill for the pipe shall be performed in accordance with the applicable requirements of Section 612 of the Standard Specifications, unless otherwise modified on the Plans. The pipe shall be installed at the locations and to the lines, grades, and dimensions shown on the Plans or as directed by the Engineer.

Method of Measurement:

The quantity of PVC pipe will be measured as the actual number of linear feet (linear meters) of each size of pipe placed and accepted, measured from end to end of pipe, including structure wall thickness, but excluding structure interior.

Basis of Payment:

The quantity of PVC pipe will be paid for at the Contract unit price per linear foot (linear meter) for each size of pipe. Price and payment will constitute full compensation for furnishing, hauling, and installing pipe, for all cribbing or foundation treatment necessary to prevent settlement, for all shoring and sheeting, for the replacement of any pipe which is not true in alignment or which shows any settlement after laying, and for all material, labor, equipment, tools, and incidentals required to complete the work.

For pipe under 24" (600 mm) nominal inside diameter, the excavation, bedding, backfill and backfilling will be included in the price for this work. For pipe of nominal inside diameter 24" (600 mm and over), payment for excavation, bedding, backfill and backfilling will be in accordance with Section 208.

1/21/15

614500 - DUCTILE IRON PIPE 4"
614501 - DUCTILE IRON PIPE 6"
614502 - DUCTILE IRON PIPE 8"
614503 - DUCTILE IRON PIPE 10"
614504 - DUCTILE IRON PIPE 12"
614568 - DUCTILE IRON PIPE 14"
614581 - DUCTILE IRON PIPE, 15"
614580 - DUCTILE IRON PIPE, 30"
614588 - DUCTILE IRON PIPE, 18"
614764 - DUCTILE IRON PIPE, 36"

Description:

This work consists of furnishing and installing ductile iron pipe, of the specified size(s) as storm sewer in accordance with the locations, notes and details shown on the Plans and as directed by the Engineer.

Materials and Construction Methods:

Ductile iron pipes, and fittings shall conform to the notes and details on the Plans and applicable requirements of ANSI/AWWA with most recent revisions.

The construction methods shall conform to the applicable requirements of Section 614 of Standard Specifications and notes on the Plans.

Method of Measurement:

The quantity of ductile iron pipe will be measured as the number of linear feet (linear meters) of each size of pipe placed and accepted, measured from end of pipe to end of pipe.

Basis of Payment:

The quantity of ductile iron pipe will be paid for at the Contract unit price bid per linear foot (linear meter) for each size of pipe. Price and payment will constitute full compensation for furnishing, hauling and installing the pipe, for all cribbing, shoring and sheeting, for all pipe connections and attachments, for all labor, tools, equipment and incidentals to make a safe and operational system.

For pipe under 24" (600 mm) internal diameter, the excavation, Class C bedding, backfill and backfilling shall be included in the unit bid price of the pipe. For pipe of internal diameter 24" (600 mm) and over, payment for excavation and backfill shall be made in accordance with Section 208.

Payment for excavation and replacement of unsuitable material encountered in the bottom of the trench will be provided for under Section 208.

1/21/15

614589 - STEEL CASING PIPE, 10"
614602 - STEEL CASING PIPE, 16"
614603 - STEEL CASING PIPE, 20"
614605 - STEEL CASING PIPE, 12"
614660 - STEEL CASING PIPE, 24"
614661 - STEEL CASING PIPE, 26"
614662 - STEEL CASING PIPE, 28"
614663 - STEEL CASING PIPE, 32"
614678 - STEEL CASING PIPE, 14"
614744 - STEEL CASING PIPE, 18"
614746 - STEEL CASING PIPE, 48"
614777 - STEEL CASING PIPE, 6"
614778 - STEEL CASING PIPE, 8"
614783 - STEEL CASING PIPE, 30"
614825 - STEEL CASING PIPE, 36"

Description:

This work consists of furnishing all materials and encasing existing and/or proposed facilities such as water main pipe, sanitary sewer pipe, or telephone/electric duct as applicable to the Contract with steel pipe of specified diameter in accordance with the details, notes on the Plans and as directed by the Engineer.

Materials and Construction Methods:

Casing pipe shall be A-53 grade B black steel pipe with 3/8" (9 mm) wall thickness for pipes 30" (750 mm) diameter and less, and 1/2" (13 mm) wall thickness for pipes larger than 30" (750 mm) diameter, and shall conform to the requirements of API-5L, Grade B. Casing pipe shall be bituminous coated inside and outside, and joints shall be welded in accordance with requirements of AWWA C-206. After welding or cutting the pipe, the welded and cut section shall be recoated with bituminous material to the satisfaction of the Engineer or the Owner of the Utility.

The pipe/duct being encased shall be supported by treated lumber, or other device, sitting on the bottom of the casing pipe or other device as shown on the Plans and/or as directed by the Engineer. Space between the casing pipe and the pipe/duct being encased shall be closed with 12" (300 mm) thick Class B concrete at each end of the casing pipe or closed by an alternative method if shown on the Plans.

As shown on the Plans or as directed by the Engineer, a galvanized steel pipe of 1" (25 mm) diameter shall be installed through the concrete seal at the bottom of the down grade end of the casing pipe for draining the entrapped water.

Method Measurement:

The quantity of steel casing pipe will be measured as the actual number of linear feet (linear meters) of each size placed and accepted. Measurement will be made along the centerline from end to end of the steel casing pipe.

Basis of Payment:

The quantity of steel casing pipe will be paid for at the Contract unit price per linear foot (linear meter) for each size of casing pipe. Price and payment will constitute full compensation for furnishing all materials, welding, coating, closing the ends with concrete, galvanized steel pipe for drainage, backfill Borrow Type C, backfilling; and for all labor, equipment, tools and incidentals necessary to complete the work.

For pipe under 24" (600 mm), internal diameter, the excavation (excluding rock), backfill and backfilling shall be included in the price for this item unless otherwise excavation has been included in the pipe item being encased. For pipe of internal diameter 24" (600 mm) and over, payment for excavation and backfill shall be in accordance with Section 208. Furnishing of borrow type C for pipe with inside diameter of 24" (600 mm) and over will be paid for under Section 210.

8/28/01

614902 - BYPASS PUMPING OPERATION

Description:

This work will consist of furnishing, installing and removing of a suitable bypass pumping operation for maintaining flows of the existing sanitary sewer system as required for the improvements and/or modifications to the sanitary sewer, manholes and related appurtenances as specified in the Contract Documents.

The Contractor shall provide a chronological plan to the Engineer to coordinate these activities in conjunction with the removal of the existing sanitary sewer mains as indicated on the Contract Documents. The by-pass pumping system shall meet the requirements of all codes and regulatory agencies having jurisdiction. Violations from sewer spills shall be the sole responsibility of the Contractor.

(a) Submittals

The Contractor shall submit to the Owner a detailed plan and description outlining all provisions and precautions that the Contractor shall take regarding the handling of wastewater flows during sewer replacement. The plan shall be submitted to the Owner for review and approval at least ten (10) days prior to commencing Work on each portion of the system to be replaced. The plan must be specific and shall include, but not be limited to, the following details:

1. Schedule for installation, maintenance, and removal of bypass pumping system.
2. Copy of anticipated public notification letter/flyer
3. Staging areas for pumps.
4. Bypass pump size, capacity, and number of each size to be on site and power requirements.
5. Stand-by pump size, capacity, and number for each by-pass pump site or location.
6. Calculations of static lift, friction losses and flow velocity (pump curves showing pump operating range shall be submitted).
7. Road crossing detail if applicable.
8. Protection against main breaks.
9. Sewer plug, plugging method, and bypass time duration for each sewer section(s).
10. Size, length, material, location and method of installation of suction and discharge piping.
11. Sections showing suction and discharge piping depth, embedment, select fill and special backfill.
12. Method of noise control for each pump or generator.
13. Stand-by power generator size and location.
14. Downstream discharge plan.
15. Method of protecting discharge manholes or structures from erosion and damage.
16. Thrust and restrain/anchor block sizes and locations.
17. Method of maintaining vehicle and/or pedestrian access as required through use of temporary road ramp sections of piping.

Materials:

(a) Stop/Start Controls

The Contractor shall provide the necessary stop/start controls for each pump.

(b) Standby Pump

The Contractor shall maintain one (1) standby back-up pump of each size on site at each by-pass pump location. Standby pumps shall be on line and isolated from the primary system with a valve.

(c) Discharge Piping

In order to prevent the accidental spillage of flow, all discharge systems shall be temporarily constructed of ridged pipe with positive, restrained joints. Pipe materials shall be capable of

withstanding pressures equal to and greater than one-hundred fifty (150) psi and be suitable for contact with domestic sanitary sewage. Under no circumstances will aluminum "irrigation" type piping or glued PVC pipe be permitted. Discharge hose will only be permitted in short sections and by specific permission from the Engineer. The bypass pumping system shall be One Hundred percent (100%) watertight.

Construction Methods:

- (a) The Contractor shall provide all pumps, piping and other equipment necessary to accomplish bypass pumping around the manhole and/or sewer section; perform all construction and obtain all permits necessary for bypass pumping operations.
 - 1. The Contractor shall bypass all flows around the sections of line that are to be replaced. The Contractor shall attempt to schedule the Work during dry weather conditions. The bypass shall be made by plugging an existing upstream manhole, if necessary, and pumping the flow into a downstream manhole or adjacent system. The pump and bypass line shall be of adequate size and capacity to handle the flow. Contractor shall perform all Work during dry weather flow periods and provide to the Engineer a schedule and plan for conducting bypass pumping operations of sewage flow. Pumping schemes are subject to the Engineer's approval.
 - 2. Prior to plugging or blocking of the flow required for by-pass pumping, the Contractor shall demonstrate that the upstream gravity collection system can accommodate surcharging without any adverse impact.
- (d) Inspection and Installation:
 - 1. The Contractor is responsible for locating any existing utilities in the area the Contractor selects to locate the bypass pipeline and shall locate its bypass pipeline to minimize any disturbance to existing utilities. Contractor shall obtain approval of the pipeline from the Owner. All costs associated with relocating utilities and obtaining all approvals shall be paid by the Contractor.
 - 2. When working inside a manhole, the Contractor shall exercise caution and comply with OSHA requirements when working in the presence of sewer gases, combustible or oxygen deficient atmospheres and confined spaces.
 - 3. The installation of the temporary bypass pipelines is prohibited in all wetland areas and/or below the top of bank of all streams. The Contractor is responsible for obtaining approvals for placement of the temporary pipeline within public or private right-of-ways or easements from the respective land owner or utility owner.
- (e) Notifications:

When temporary bypass piping or pumps are located within public utility right-of-ways adjacent to private property owners, the Contractor must notify all private property owners directly adjacent or abutting to the public utility right-of-way at least two weeks in advance of any by-pass pumping operations. The notification shall be either a mailing or information flyer that shall include at a minimum, but not limited to, description of the project, duration of the by-pass pumping operations (start and end date), locations of the by-pass pumps and piping, and contact information.
- (f) Plugging and Blocking:

A sewer line plug shall be inserted into the line(s) accessed by existing sanitary manholes upstream from the section of sewer being replaced and shall be designed so that no flow from any portion of the upstream sewer(s) is released. After the Work has been completed, the flow in the sewer system shall be restored to normal.
- (g) Pumping and Bypassing:

When pumping and bypass pumping is required, as determined by the Engineer, the Contractor shall supply all necessary pumps, conduit and other equipment to divert the flow around the manhole section in which the Work is to be performed. The bypass system shall be of sufficient capacity to

handle the flow as shown on the Contract Drawings. The Contractor shall be responsible for furnishing the necessary labor and supervision to set up and operate the pumping and bypass system. Contractor shall continuously by-pass pump all flows in the upstream sewers until the replacement sewer has been successfully installed and tested and is ready to receive flow. Pumps and equipment shall be continuously monitored by the Contractor during the period that the pumping and bypassing are required. Engines shall be equipped in a manner to keep noise to a minimum.

The Contractor shall select pumping and bypassing equipment that will not have excess noise levels (silenced type pumps) and shall be restricted to a maximum of eighty decibels (80 dB) at a distance of fifty feet (50').

(h) Flow Control Precautions

1. When flow in a sewer line is plugged or blocked by the Contractor, it shall take sufficient precautions to protect the public health and to protect the sewer lines from damage that might result from sewer surcharging. Further, the Contractor shall take precautions to insure the sewer flow control operations do not cause flooding or damage to public or private property being served by the sewers involved. The Contractor shall be responsible for any damage resulting from its flow control operations. Any liquid or solid matter, which is bypass pumped from the sewer collection system, shall be discharged to another sewer manhole or appropriate vehicle or container only. No such liquid or solid matter shall be allowed to be discharged, stored or deposited to the open environment. The Contractor shall protect all pumps, conduits and other equipment used for bypass from traffic.
2. When flow in a sewer line is plugged or blocked, the Contractor shall monitor the conditions upstream of the plug and shall be prepared to immediately start bypass pumping when necessary.
3. Should any liquid or solid matter from the sewer collection system be spilled, discharged, leaked or otherwise deposited to the open environment as a result of the Contractor's flow control operations, the Contractor shall be responsible for all clean up and disinfection of the affected area and all costs associated with same. The Contractor shall also be responsible for immediately notifying the sewer system operating personnel and performing all required clean up operations at no additional charge to the Owner.

(i) Sanitary Sewer Connections

1. The Contractor shall locate all sanitary service connections prior to construction and bypass pumping operations.
2. The Contractor shall locate and maintain uninterrupted service from all sanitary service connections (if present) disturbed by construction activities. Service shall be maintained by means of temporary receptacles with pumps or piping positioned to collect flow from the disturbed sanitary service connections. The temporary system shall at all times be positioned in a manner to protect the Public from accidental or casual exposure to wastewater.
3. The Contractor shall provide means of conveying the sanitary flows to a confirmed sanitary sewer manhole. Manholes shall be made secure by safety ropes, barricades, dedicated personnel, or other means to prevent the Public from accidental or casual entry, or are to be transported via a tanker truck that is licensed and approved by local authorities for the transport of wastewater to a sanitary wastewater disposal facility.
4. All fees, surcharges, fines, taxes, and other related costs necessary for this work shall be the responsibility of the contractor.

Method of Measurement:

The quantity of By-Pass Pumping Operation will be measured as the number of each used per day. One unit of By-Pass Pumping Operation shall include the entire system, from intake manholes to outlet manhole, necessary to by-pass the work area.

Basis of Payment:

The price and payment will constitute full compensation for mobilization of by-pass pumping, set-up, demobilization of by-pass pumping; all materials, labor, full-time monitoring, equipment, tools, pumps, emergency back-up pumps, piping, and all appurtenances and incidentals necessary to complete the work.

For payment purposes, any part of a day will constitute a full day.

2/5/15

705528 - TEMPORARY CURB RAMP

Description:

This item shall consist of furnishing, erecting and installing Temporary Curb Ramps at the required location(s) and in accordance with the notes and details on the Plans and as directed by the Engineer.

After the completion of the project, the Temporary Curb Ramps shall become the property of the Contractor and shall be removed from the project site.

Materials and Construction Methods:

The Temporary Curb Ramps shall be used as required during maintenance of traffic and pedestrians during construction as directed by the Engineer. Curb ramps must be provided wherever an accessible pedestrian route crosses a curb or experiences a change of grade requiring a temporary curb ramp. The smallest possible slope should be used for all ramps and the maximum slope is 1:12. Transitions from ramps to walks or streets should be flush without abrupt changes. The adjoining landing areas, within three (3) feet of temporary curb ramps, shall not exceed 1:20. Temporary curb ramps must have a minimum width of 36", exclusive of flared sides. Temporary curb ramp surfaces must be stable and slip resistant. Changes in surface level up to ¼ inch may be vertical without edge treatment. Changes in surface level greater than ¼ inch must use a ramp. If a curb ramp is located where pedestrians must walk across the ramp or where the ramp is not shielded by handrails or guardrails, it must have flared sides. The maximum slope of the flare shall be 1:10.

The Contractor shall submit the locations of temporary curb ramps to be used during each stage of construction to the Engineer as part of the maintenance of pedestrian access plan for approval. The Engineer shall approve the Temporary Curb Ramp materials including the posts and methods of fabrication prior to installation.

Due to space limitations, the Contractor may be required to move the temporary curb ramps and/or reposition curb ramps from time to time so that adjacent construction activities and pedestrian access can coexist within the project site simultaneously as required. No payment shall be made for such relocation and the cost shall be incidental to the item.

Method of Measurement:

Temporary Curb Ramps shall be erected by the Contractor as required with payment to be made on an each (EA) used basis for the duration of the contract for temporary curb ramps actually furnished and used as required and approved by the Engineer.

Basis of Payment:

The number of temporary curb ramps measured as described above, shall be paid for at the contract unit price bid per each as required by the Contract. Price and payment shall be full compensation for furnishing, placing, maintaining, repositioning, preparation and cleaning the curb ramp area, removal and disposal of the temporary curb ramps and related accessories, furnishing all labor, materials, equipment, tools and all incidentals necessary to complete the work. Temporary Curb Ramps stolen or damaged shall be replaced at the Contractor's expense.

12/18/08

708662 - INSTALLING SANITARY SEWER MANHOLE, 60" DIAMETER (0-6' DEEP)
708663 - INSTALLING SANITARY SEWER MANHOLE, 60" (ADDITIONAL DEPTH > 6')

Description:

This work consists of furnishing, installing, and testing for the complete and satisfactory construction of all pre-cast manholes and appurtenances for a complete and operable sanitary sewer system at the location(s) shown on the Contract Drawings. All work for this item shall be in strict accordance with these Special Provisions, Delaware Standard Specifications, and requirements of the New Castle County Standard Specifications and Details. In case of any conflict between the notes and details on the Plans; Special Provisions; New Castle County Standards and Specifications; the New Castle County Standards and Specifications shall prevail. The Contractor shall obtain a copy of the New Castle County Standards and Specifications and study for materials cost before submitting the bids. The Owner of the sanitary sewer system is New Castle County and from hereafter shall be addressed as the Owner.

General Requirements:

All work shall be subject to inspection and subsequent approval/disapproval of the Engineer and the representative of the Owner of the utility; and the Contractor shall be required to correct the discrepancies at his/her expense.

Included in this work are the possible connections of existing commercial, industrial, and/or residential sanitary sewer services to the new sanitary sewer system. These possible connections are not shown on the Contract Drawings and it is the responsibility of the Contractor to confirm and make said connections in accordance with the Owner's standards. All modifications to such services, as required by the present Standards and Specifications of the Owner, and all relocations of such services necessary to avoid conflicts with utilities and highway drainage facilities are included in the work. Since the exact locations of the conflicts cannot be determined prior to trench excavation operations, the Contractor must coordinate and schedule any required relocation efforts of each sanitary sewer connection on an individual basis with the utility Owner and the property owner.

Any and all emergency repairs required during the period of this Contract shall be the responsibility of the Contractor. In the event the Owner is unable to contact the Contractor for the immediate emergency repair items of work, or in the event the Contractor does not take action when contacted within a reasonable length of time, the Owner of the utility reserves the right to attend to any and all emergency repair work items and to resubmit the costs directly to the Contractor for complete payment.

As-built drawings (signed and sealed by a registered land surveyor or professional engineer in Delaware) with one (1) mylar and three (3) sets of prints must be submitted to New Castle County.

Materials:

The requirements for the materials as applicable to the Contract are as noted below, unless otherwise stated on the Plans and/or required by the Owner of the sewer system. The Contractor shall verify the compatibility of these materials specifications with the Owner before placing order for the Contract. It is the responsibility of the Contractor to obtain a copy of the utility Owner's standard specifications and details.

Sanitary Manholes shall be reinforced precast concrete in conformance with the latest edition of ASTM C478. Manhole sections, frames and covers shall be designed at a minimum for AASHTO H20 loading. Manhole covers and frames shall be cast iron assemblies, ASTM A48, Class 35B or better, specifically intended as covers. Frames and covers shall be Neenah or East Jordan manufactured in accordance with the Details as shown on the Contract Drawings.

Pre-cast manholes shall conform to these specifications and the Contract Drawings. Cement shall be ASTM C150, type II with limestone aggregate. Water-cementitious materials ratio shall not exceed 0.40. Minimum wall thickness shall be 1/12 of inside diameter, plus 1 inch.

Pre-cast sections may be provided with lifting notches on the inside faces of walls to facilitate handling in accordance with the manufacturer's recommendations. Lifting notches shall be not more than 3 inches deep; holes extending through the wall will not be acceptable.

Manhole channel shall be pre-cast concrete or sewer brick. Cast-in-place channels are not permitted.

Interior of pre-cast manholes shall be coated with liquid epoxy system as manufactured by Tnemec, Prema-Glaze 435 (Beige) with a minimum DFT of 30 mils; Carboline, Polibrid 705 (Tan) with a minimum DFT of 25 mils; or approved equal.

The outside of manholes shall receive one heavy coat of coal tar epoxy; Carboline, bitumastic 300M; Tnemec 46H-413 Hi-Build; or equal. Minimum thickness and application shall be per the manufacturer's specifications. Coating may be shop applied to pre-cast units. If the shop applied coating is damaged during construction, a field touch-up coat shall be applied and allowed to dry prior to backfilling.

Frame adjustment shall be by means pre-cast concrete grade rings capable of supporting highway live loads (H20) as defined by AASHTO and as shown on the Contract Drawings. Pre-cast concrete grade rings shall be circular meeting the requirements of ASTM C-478. All grade rings shall be pre-drilled or cast for the manhole frame bolts. No field drilling of grade rings is permitted.

Pipe to manhole flexible joint connectors (for pre-cast manholes) shall be an integrally cast rubber gasket suitable for wastewater, as manufactured by A-LOK Products, Inc., or equal.

Manhole steps shall be steel reinforced plastic as manufactured by M.A. Industries, Inc., Model PS2-PF; H. Bowen, BOWCO No. 93813; ½ inch deformed steel bar, ASTM A615, Grade 60 minimum, totally encapsulated in copolymer polypropylene, ASTM D4101, or equal.

Manhole steps shall be pre-installed by the manufacturer and shall be driven into prepared holes. Field drilled holes shall not be permitted.

Specifications and Details for setting and placement of manhole frame and cover on pre-cast manhole shall be in accordance with the Contract Drawings. Frame shall be securely bolted to pre-cast manhole with four (4) ¾-inch stainless steel bolts with concrete anchors. Bolt holes shall be pre-drilled or cast into grade rings. No field drilling of grade rings is permitted. Bolt ends shall be protected by means of plastic caps shop or field filled with anti-corrosion compound or lubricant, as manufactured by Sap-Seal Products, Inc., Advance Products & Systems, Inc., or equal.

Mastic filler material inside of manholes shall be in accordance with ASTM c990; Hamilton-Kent "Kent-Seal No. 2," Sheller-Globe "Tac-Tite," or Henry Company "Ram-Neck," or equal.

An exterior joint seal shall be installed at all exterior manhole joints. Exterior joint sealer shall be Cretexwrap Exterior Joint Sealer, or approved equal, Manufactured by Cretex Specialty Products, Inc. Exterior joint seal shall meet or exceed the requirements of ASTM C-887, Type II, External Joint Seals.

Construction Methods:

Pre-cast concrete sections shall be inspected when delivered and all cracked or otherwise visibly defective units shall be rejected. The Contractor shall be required to correct and/or replace defective units at his/her expense.

Manholes shall be placed on a minimum of 8-inches of compacted stone on a firm stable foundation in accordance with Specification 20.04-1 of the New Castle County Standard Specifications for Construction. In unstable soil conditions, the unstable materials shall be over excavated and crushed stone or other suitable materials shall be imported, placed and compacted to provide a firm and unyielding foundation. The grade of the foundation shall be such that the incoming pipe will meet the inverts at the correct line and grade. Adjustment rings will be allowed to bring the top of the manhole ring and cover to grade of the ground line as shown on the plans. The manhole shall be lowered onto the foundation using the appropriate equipment. No wedging or blocking under bases will be permitted. Riser connecting to the manhole shall be joined in one of the following three methods:

1. Rubber gaskets meeting the minimum requirement of ASTM F477 shall be used. The gaskets shall be affixed to the riser either by use of an adhesive or shall be installed in such a way so as to prevent the gasket from rolling out of a transition section or manhole riser section.
2. A factory applied collar of rubber, fiberglass, or PVC shall be used to make field connections which are water tight. The joints shall meet the requirements of ASTM F477
3. Where specified on the plans, a 100% solids epoxy based mortar with inert fillers shall be used to install the pipes as specified by the Manufacturer.

Manholes shall at a minimum have an 18" bench on each side of the flow channel to provide work space within the manhole. Benches may be larger depending on the diameter of the manhole. The bench inside the manhole shall be raised to the level of the crown of the interceptor piping in accordance with the Drawings details. Benches shall be provided with a slip resistant surface.

Inverts and manhole channel shall be formed of pre-cast concrete or approved sewer brick in accordance with New Castle County Standard Specifications and Details. The invert shall be formed to meet the elevations indicated on the Drawings. In no case shall the invert section through a manhole be greater than that of the outgoing pipe. The shape of the invert shall conform exactly to the lower half of the pipe it connects. Side branches shall be connected with a radius of curve as large as practicable. All inverts shall have a smooth, clean surface.

The connecting pipe shall be carefully adjusted to proper line and grade, and the bedding material shall be compacted under the haunches and to the spring line of the pipe for a distance of at least 6 feet from the manhole wall and to at least the minimum trench width. The pipe shall be installed in the flexible joint connector prior to backfilling outside the manhole and shall be resealed after completion of the manhole and backfill. All visible leakage shall be eliminated.

The connecting pipe for installation with flexible joint connectors, shall be plain-end, square cut spigots and shall not protrude more than 1 inch [25 mm] inside the manhole wall, unless otherwise noted. A clear distance of at least 1 inch [25 mm] from the end of each connecting pipe and around the pipe shall be provided when the concrete invert fill is installed. After completion of the manhole, the boxout shall be filled with mastic filler material, completely filling the space beneath the pipe and extending to at least the spring line. The filler material shall provide a smooth, uniform surface between the inside diameter of the pipe and the manhole invert.

Pre-cast Manhole Acceptance Testing:

Prior to the request for inspection by the Engineer, it shall be the Contractor's responsibility to examine all completed pre-cast manholes to insure that they are installed at the proper location and grade. After this has been done to the satisfaction of the Engineer, he/she will order tests to be made on the manholes built under the Contract.

The Contractor shall perform the tests as specified herein and as further required and directed by the Engineer and the Owner.

Joint tests shall be in accordance with ASTM D4161, latest revision.

Manholes shall be hydrostatically or vacuum tested to insure water tightness. This test shall be performed after all risers have been connected and connections sealed.

In lieu of samples cut from the manhole wall, casted samples taken from the same material from which the riser is manufactured may be substituted for the cut samples in the compressive strength tests. These samples shall be casted at the time the riser is manufactured and cured in the same manner as the riser. There shall be a minimum of three (3) samples casted for each piece of the manhole manufactured. The casted samples shall be tested in accordance with the appropriate section of ASTM C579, latest revision.

Method of Measurement and Basis of Payment:

Payment for these items of work shall consist of all labor, materials and equipment required to install the complete Sanitary Sewer Manholes of respective diameter(s) and depth(s) as required and shown on the Contract Drawings.

The unit price of the 60-inch sanitary sewer manhole actually installed shall be measured by each manhole installed for the first 6-feet of manhole depth and per vertical foot for each additional depth of the manhole beyond 6-feet and shall be paid for at the Contract unit prices for Sanitary Sewer Manholes to the depths(s) required by the Contract Drawings.

The unit price per each and vertical foot of sanitary sewer manhole actually installed under this item shall include and cover furnishing all labor, materials, and equipment necessary to complete the work required; to include, but not limited to; support and protection of existing utilities; furnishing, installing, and testing of sanitary sewer manholes; excavation and backfill using Borrow Type C to the limits shown on the Contract Drawings; manhole steps; manhole benches and grouting; manhole frame and covers including pre-cast concrete grade rings as required; integrally cast flexible joint connectors, interior and exterior epoxy coatings/linings; compacted stone bedding; exterior joint wraps; and all incidentals for satisfactory completion of the work for a functional sewer system.

1/21/15

709518 - SANITARY CLEANOUT

Description:

This item shall consist of furnishing all materials and constructing sanitary cleanouts in accordance with this special provision, as shown on the Plans and as directed by the Engineer.

Materials and Construction Methods:

Materials and construction methods shall conform to the applicable requirements of Section 709 of the Standard Specification, requirements of the utility owner, and the notes and details on the Plans. All materials required for the completion of the sanitary cleanout shall be furnished and installed under this item, including wyes, riser pipes, covers, handholes, elbows, ferrules, plugs, gravel, and concrete for anchors and pads.

Basis of Payment:

The payment for the sanitary cleanout shall be made at the contract unit price bid per Each and constructed and accepted in place in accordance with the Plans and Special Provisions. Price and payment shall constitute full compensation for furnishing and installing all materials, excavation, backfill, backfilling, disposal of surplus materials, and for all labor, equipment, tools and incidentals necessary to complete this item.

8/15/05

710506 - ADJUST AND REPAIR EXISTING SANITARY MANHOLE

Description:

This work consists of adjusting the vertical grade to match the proposed elevation and repairing existing sanitary manholes in accordance with notes on the Plans and as directed by the Engineer.

Materials and Construction Method:

Materials and construction methods shall conform to the applicable requirements of Section 710 of the Standard Specifications, and the Standard Specifications of New Castle County, the owner of the sewer system. If there is a conflict between the Departments's Specifications and the Specifications of the County, the latter will prevail.

Method of Measurement and Basis of Payment:

The method of measurement and the basis of payment for the item shall be made in accordance with Subsections 710.09 and 710.10 of the Standard Specifications.

1/21/15

710509 - INSTALLING MANHOLE OVER EXISTING SANITARY SEWER

Description:

This work consists of furnishing all materials and constructing Portland cement concrete precast sanitary manholes with doghouse riser over existing sanitary sewer, including the construction of a poured-in-place reinforced Portland cement concrete base slab, placement of precast riser sections including the setting of the "doghouse" riser, construction of the brick channel and benches, abandonment and plugging existing sewer pipes, installation of metal frames and covers in reasonably close conformity with the details shown on construction Plans and in accordance with the Standard Specifications and conforming to the requirements of New Castle County.

Materials and Construction Methods:

Materials and construction methods for these items shall conform to the applicable requirements of Section 708 of the Standard Specifications, requirements of the Owner of the Utility, and notes with details on the Plans.

Method of Measurement:

The quantity of manholes installed over existing sanitary sewer will be measured as the actual number installed and accepted.

Basis of Payment:

The quantity of manholes installed over existing sanitary sewer, will be paid for at the Contract unit price each. Price and payment will constitute full compensation for furnishing and placing all materials, for all necessary fittings, frames and covers, doghouse riser, manhole base, stone bedding, brick channel, bentonite, abandonment and plugging existing sewer pipes, temporary pumping of sewerage, dewatering, temporary bypass of flow, testing, excavation and backfilling around the structure, the disposal of surplus materials, for all labor, equipment, tools, and incidentals necessary to complete this item. Inlet and outlet pipe will not be measured or paid for under this item, but will be measured with the adjoining pipe and paid for at the contract unit price per linear foot (linear meter) bid for the appropriate pipe item.

1/21/15

712531 - CHANNEL BED FILL

Description:

Furnish and place Channel Bed Fill to the limits specified in the construction plan set.

Materials:

Provide aggregate material meeting the following requirements:

Provide natural, rounded, unwashed and uncrushed aggregate material meeting the gradation of Table 1 when tested in accordance with AASHTO T-11 and T-27.

- a. Aggregate material meeting this requirement may be located within the excavation area of the project. The Contractor may salvage this material at his/her discretion by separating and stockpiling the material meeting the requirements of Table 1 and Notes 1&2.
- b. Angular quarried aggregate is unacceptable.
- c. The cost of salvaging and stockpiling existing material and removing excess stockpiled material is incidental to 712531 – Channel Bed Fill.

Table 1

Percent Passing	Light ³	Medium ⁴	Heavy
5-inch	100	90-100 ¹	Gradation to be noted on plan sheets
1-inch	100 ¹	0-20 ²	
3/4-inch	30-70		
3/8-inch	0-10 ²		

Notes:

¹ Salvaged materials may contain material exceeding this size and be acceptable.

² Salvaged materials may contain up to 20% passing the 3/8-inch sieve but not to exceed 10% passing the #200 sieve when tested in accordance with T-11.

³ Unless noted otherwise on plan sheets, Light gradation shall be used in locations in Sussex County

⁴ Unless noted otherwise on plan sheets, Medium gradation shall be used in locations in Kent and New Castle Counties.

Method of Measurement:

Quantity of Channel Bed Fill will be measured by cubic yards of material acceptably placed.

Basis of Payment:

The quantity of Channel Bed Fill will be paid for at the Contract unit price per cubic yard. Price and Payment will constitute full compensation for all labor, equipment, and other incidentals required to salvage, stockpile, maintain, furnish, haul, place, and remove and dispose of all material necessary to complete the work.

Excavation of existing streambed material will be paid under its respective item.

4/10/12

715502 - TEMPORARY DRAINAGE PIPE, 30"
715503 - TEMPORARY DRAINAGE PIPE, 48"
715505 - TEMPORARY DRAINAGE PIPE, 15"
715506 - TEMPORARY DRAINAGE PIPE, 24"
715507 - TEMPORARY DRAINAGE PIPE, 36"
715508 - TEMPORARY DRAINAGE PIPE, 18"
715510 - TEMPORARY DRAINAGE PIPE, 12"
715515 - TEMPORARY DRAINAGE PIPE, 60"

Description:

This work consists of furnishing, installing, and disposing of temporary drainage pipe and end sections in accordance with the locations and elevation shown on the Plans and as directed by the Engineer.

Materials:

Pipe, fittings, and end sections initially furnished under this section shall be as noted on the Plans. If material is not specified on the Plans, the Contractor may use either Corrugated Polyethylene Pipe meeting the requirements of AASHTO M 294 or reinforced concrete pipe meeting the requirements of Section 612 of the Standard Specifications, or corrugated metal pipe meeting the requirements of Sections 614 of the Standard Specifications and as noted on the Plans. End sections and fittings shall be the same material as the pipe.

The pipe provided shall have a connection systems with all necessary gaskets, sealers, clamps, etc. required to produce water tight joints.

Construction Methods:

Temporary pipe is to be placed in accordance with Standard Specification Section 208 except that in order to maintain drainage during embankment construction, it will be necessary to install the temporary pipe prior to placement of the fill.

The temporary pipes shall be installed with leak resistant joints. The Contractor shall be responsible for the repair of leaks and damage caused by such leaks.

Temporary pipe is to be backfilled utilizing suitable excavated material or material being used for construction of the embankment over the pipe.

Required compaction shall be 95% or more of the laboratory maximum density.

The Contractor shall be responsible for placing sufficient embankment over the temporary pipe prior to crossing the area with any substantial loads. Any pipe damaged due to excessive loading must be excavated, replaced and backfilled by the Contractor at his/her expense. In areas of multiple pipes, sufficient separation of the pipes shall be maintained in order that proper compaction around all pipes can be performed.

If pipes are not to be covered with fill, they shall be securely anchored to prevent movement under use.

In order to maintain stream flow at all times, it will be necessary to offset the temporary pipe location from the permanent pipe location. Necessary diversion of ditches to align the flow through the temporary pipe and then back through the permanent pipe shall also be performed under this item.

When pipe is no longer needed it shall be removed and the resulting trench shall be backfilled. Where under final roadway the backfill material shall conform to the requirements of Borrow Type C. When water is present Borrow Type B shall be used for backfill up to 12" (300 mm) above the elevation of the water.

Method of Measurement:

The quantity of temporary drainage pipe will be measured as the actual number of linear feet (linear meters) of pipe installed and accepted, measured end to end including any fittings, end sections, couplings or connecting bands which will not be measured or paid for separately.

Basis of Payment:

The quantity of temporary drainage pipe will be paid for at the Contract unit price per linear foot (linear meter). Price and payment will constitute full compensation for furnishing, hauling, and installing the pipe, fitting, and end sections, for all cribbing, shoring and sheeting, and for all materials including couplings or connecting bands, labor, equipment, tools, and incidentals necessary to complete the work. Also included in this item is the excavation, backfill, and backfilling necessary to install the pipe, remove the pipe, and fill the empty trench.

If pipes are not covered with fill, this item will include all cost for securely anchoring the pipes and all cost for complete removal of such anchoring system.

Following its removal, the temporary pipe, fittings, and end sections will be eligible for reuse at other location(s) of this Contract if approved by the Engineer and desired by the Contractor. The Engineer shall be the sole authority in determining the acceptability of the pipe, fittings, and end sections for reuse. If approved, any reuse of temporary pipe, fittings, and end sections will again be paid as if the pipe was new. All provisions outlined in this specification will apply to both new and reused pipes.

After final use of the pipes, fittings, and end sections, they shall become the Contractor's property and shall be removed from the project. However, the Contractor may use these pipes, fittings, and end sections for similar work on this job at different locations(s) or on different jobs if found to be in good condition as determined by the Engineer.

10/25/01

743552 – PEDESTRIAN CHANNELIZING BARRICADE SYSTEM

Description:

Furnish, place, relocate, and maintain a pedestrian channelizing barricade system in accordance with the requirements of the Americans with Disabilities Act (ADA), the Delaware Manual on Uniform Traffic Control Devices (DE MUTCD), these specifications, the plans and details, and as directed by the Engineer.

Materials:

Furnish a pedestrian channelizing barricade system meeting the National Cooperative Highway Research Program (NCHRP) Report 350 or the Manual for Assessing Safety Hardware (MASH) Test Level 2 certification. The approved system must have been tested as a barricade in accordance with the NCHRP 350 and/or MASH testing criteria. Submit a copy of the FHWA certification letter and associated documentation to the Engineer prior to acceptance by the Department and prior to installation of the device on the project.

- A. *Barricade Rails:*
 - 1. Manufactured from high density polyethylene (HDPE) with UV inhibitors.
 - 2. Barricade rails must accommodate a minimum of 7 3/4" (197 mm) wide retroreflective sheeting on both sides of the rails.
 - a. Use white prismatic and fluorescent orange retroreflective sheeting where the white and fluorescent orange colors are placed at 45-degree angles.
- B. *Barricade supports:*
 - 1. Manufactured from high density polyethylene (HDPE) with UV inhibitors and internally ballasted.
 - a. Use ballast material in accordance with manufacturer recommendations.

Construction Methods:

Construct the barricade with continuous delineation along the designated walkway for use as a channelization device.

- A. Assemble the barricade without hardware and in accordance with manufacturer's recommendations.
- B. Provide continuous upper and lower rails for hand or cane trailing.
 - 1. Install upper rail of barricade a minimum 36" (1 m) above the ground, measured from the ground to the top of the upper rail.
 - 2. Install lower rail of the barricade a minimum of 1 1/2" (38 mm) above the ground, measured from the ground to the bottom of the lower rail.
- C. No portion of the barrier structure or supports may extend into the walkway more than 3/4" (19 mm) further than the common plane formed by the upper and lower rails.
- D. Ensure that barricade joints are smooth and snag-resistant to accommodate safe hand trailing.
- E. Provide accommodations for attachment of audible information devices.
- F. Pedestrian channelizing barricades cannot be used as road closure barricades or provide positive protection between the temporary walkway and vehicular traffic.
- G. Remove pedestrian channelizing when it is no longer needed.
 - 1. Dispose of all materials in accordance with Subsection 106.09

Method of Measurement:

Pedestrian channelizing barricade will be measured along the linear centerline of the barricade in units of linear feet per day (LF/DY), acceptably installed, maintained, removed and completed as specified.

Basis of Payment:

Pedestrian channelizing barricade will be paid for at the contract unit price bid per linear feet per day for the item Pedestrian Channelizing Barricade. Price and payment includes full compensation for providing certification, furnishing, placing, maintaining, and relocating the barricades as required, all labor, equipment, tools, and all incidentals necessary to complete the work. Replace barricades stolen or damaged at no cost to the Department.

2/23/12

749687 - INSTALLATION OR REMOVAL OF TRAFFIC SIGN ON SINGLE SIGN POST

Description:

This work consists of installing or removing traffic sign(s) on a single post or other type of pole at the locations indicated on the Plans or as directed by the Engineer. This specification also includes installation of posts in boring holes constructed under other items.

A single sign totaling more than 9 square feet, or with any dimension, length or width, greater than or equal to 48 inches shall be installed on multiple sign posts under Item 749690 - Installation or Removal of Traffic Sign on Multiple Sign Posts.

Materials:

The Department will provide all sign materials to be used on this project. The Contractor shall contact the DelDOT Sign Shop Supervisor with project plans and quantity sheets at 302-760-2581. Sign fabrication orders require a minimum of four (4) weeks for completion. Orders placed with less than 4 weeks lead-time will result in a delay. Any delay caused by inadequate lead-time due to a late order will be the sole responsibility of the Contractor. The Contractor shall pick-up the sign materials from the DelDOT Sign Shop and deliver them to the job site without any damage to the sign materials.

Construction Methods:

The Contractor shall pick-up necessary signs, sign posts, hardware, and extensions from the Department and install the signs in the locations indicated on the Plans in accordance with the Delaware MUTCD or as directed by the Engineer. The Contractor shall be responsible for obtaining all necessary utility clearances before the signs may be installed. Signs and plaques shall be mounted no lower than the minimum mounting height specified in the Delaware MUTCD. Signs and plaques shall be mounted no higher than one foot above the minimum mounting height specified in the Delaware MUTCD. Any excess sign post protruding above the top of the top sign shall be cut off and removed. For sign removals, the sign posts shall have all nuts, bolts, and other connectors removed. The disturbed ground shall be graded and backfilled accordingly. The Contractor is responsible for disposal of all signing material removed from the project.

Method of Measurement:

The number of single sign installations or removals will be measured as the actual number of signs installed or removed and accepted.

Basis of Payment:

The quantity of single sign post installations or removals will be paid for at the Contract unit price per each. Price and payment will constitute full compensation for installing or removing signs and sign materials, pick-up and delivery of sign materials, grading disturbed areas, and for all labor, equipment, tools, and incidentals required to complete the work. Signs that are not installed in accordance with the Delaware MUTCD or signs installed in the incorrect location shall be moved at no additional cost to the Department.

5/28/2013

753501 - INSTALLING SANITARY SEWER, PVC 8"
753502 - INSTALLING SANITARY SEWER, PVC 10"
753503 - INSTALLING SANITARY SEWER, PVC 12"
753504 - INSTALLING SANITARY SEWER, PVC 15"
753505 - INSTALLING SANITARY SEWER, PVC 18"
753506 - INSTALLING SANITARY SEWER, PVC 21"
753507 - INSTALLING SANITARY SEWER, DIP 30"
753508 - INSTALLING SANITARY SEWER, DIP 42"
753509 - INSTALLING SANITARY SEWER (FORCE MAIN), PVC 4"
753510 - INSTALLING SANITARY SEWER (FORCE MAIN), PVC 8"
753511 - INSTALLING SANITARY SEWER, DIP 4"
753512 - INSTALLING SANITARY SEWER, RCP 24"
753513 - INSTALLING SANITARY SEWER, DIP 12"
753514 - INSTALLING SANITARY SEWER (FORCE MAIN), PVC 6"
753515 - INSTALLING SANITARY SEWER (FORCE MAIN), PVC 2"
753517 - INSTALLING SANITARY SEWER, PVC 6"
753518 - INSTALLING SANITARY SEWER, DIP 6"
753520 - INSTALLING SANITARY SEWER, DIP 8"
753522 - INSTALLING SANITARY SEWER, PVC 24"
753524 - INSTALLING SANITARY SEWER, DIP 10"
753525 - INSTALLING SANITARY SEWER (FORCE MAIN), DIP 10"
753526 - INSTALLING SANITARY SEWER (FORCE MAIN), PVC 3"
753527 - INSTALLING SANITARY SEWER, DIP 24"
753528 - INSTALLING SANITARY SEWER, DIP 24"
753529 - INSTALLING SANITARY SEWER, DIP 8"
753530 - INSTALLING SANITARY SEWER, DIP 16"
753531 - INSTALLING SANITARY SEWER, RCP 30"
753532 - INSTALLING SANITARY SEWER, PVC 4"
753533 - INSTALLING SANITARY SEWER (FORCE MAIN), PVC 1 1/2"
753534 - INSTALLING SANITARY SEWER (FORCE MAIN), PVC 2 1/2"
753539 - INSTALLING SANITARY SEWER (FORCE MAIN), DIP, 4"
753540 - INSTALLING SANITARY SEWER (FORCE MAIN), DIP, 24"
753541 - INSTALLING SANITARY SEWER (FORCE MAIN), DIP, 8"
753542 - INSTALLING SANITARY SEWER, DIP, 18"
753543 - INSTALLING SANITARY SEWER (FORCE MAIN), DIP, 6"
754544 - INSTALLING SANITARY SEWER (FORCE MAIN), HDPE, 8"

Description:

This work consists of furnishing all materials including pipes with all required fittings with bends Wyes, clean-outs, etc., and installing sanitary sewer in accordance with these Special Provisions, Delaware Standard Specifications, and requirements of the Standard Specifications of New Castle County. In case of any conflict between the notes and details on the Plans; Special Provisions; Standards and Specifications of New Castle County; the Standards and Specifications of New Castle County shall prevail. The Contractor shall obtain the Standards and Specifications of New Castle County and study for materials cost before submitting the bids. From hereafter, New Castle County shall be addressed as the Owner.

General Requirements:

All work shall be subject to inspection and subsequent approval/disapproval of the Engineer and the representative of the Owner of the utility; and the Contractor shall be required to correct the discrepancies at his/her expense.

Included in this work are the connections of all existing commercial, industrial, and residential sanitary sewer services to the new sanitary sewer system. All modifications to such services, as required by the present Standards and Specifications of the Owner, and all relocations of such services necessary to avoid conflicts with utilities and highway drainage facilities are included in the work. Since the exact locations of the conflicts cannot be determined prior to trench excavation operations, the Contractor must coordinate and

schedule any required relocation efforts of each sanitary sewer connection on an individual basis with the utility Owner and the property owner. It is of prime importance that the Contractor, in the performance of his/her work, does not disrupt the operation of the existing sanitary sewer facilities in any manner or at any time, without the expressed prior approval of the Owner. The Contractor shall construct, maintain and remove, following construction, such temporary bypasses as may be required during construction to maintain sanitary sewer facilities in service.

Any and all emergency repairs required during the period of this Contract shall be the responsibility of the Contractor. In the event the Owner is unable to contact the Contractor for the immediate emergency repair items of work, or in the event the Contractor does not take action when contacted within a reasonable length of time, the Owner of the utility reserves the right to attend to any and all emergency repair work items and to resubmit the costs directly to the Contractor for complete payment.

Materials:

The requirements for the materials as applicable to the Contract are as noted below, unless otherwise stated on the Plans and/or required by the Owner of the sewer system. The Contractor shall verify the compatibility of these materials specifications with the Owner before placing order for the Contract.

The Polyvinyl Chloride Pipe (PVC pipe) suitable for non-pressure drainage of sewage and fittings shall conform to the applicable requirements of ASTM D3033 Type PSP, and/or ASTM D3034 Type PSM, and pipe shall be of SDR-35 or SDR-41 or SDR-42 of the nominal size required by the Plans and/or as required by the Owner.

PVC pipe and fittings for Force Main shall conform to the requirements of ASTM D-2241 and AWWA C 900 (SDR-14) utilizing the bell and spigot concept with a single sealing synthetic rubber gasket provided by the same manufacturer in conformance with ASTM D1859. Pressure rating of PVC pipe for force mains shall be 1034 kPa minimum.

Ductile Iron Pipe shall be centrifugally cast, and all pipe and fittings shall conform to the applicable specifications of AWWA C-151 and ANSI and shall be Class 52 for gravity and force mains unless otherwise specified on the Plans.

Reinforced Concrete Pipe shall meet the applicable requirements of Section 612 of the Delaware Standard Specifications.

All the pipe and fittings shall be free from defects, and the defective materials as determined by the Engineer or the Owner, shall be rejected and replaced.

Warning tape for sanitary sewer or force main shall be printed polyethylene plastic tape with a metallic core, manufactured specifically for warning and identification of buried utility lines. The tape shall be of a roll type, 2" (50 mm) minimum width, and color coded for sewer (green), with warning and identification imprinted in bold black letters continuously and repeatedly over entire length of tape. The code and letter color shall be permanent and unaffected by moisture and other substances contained in trench backfill materials. Imprinted on the tape shall be "Caution, Buried Sewer Line Below", or a similar message as approved by the Engineer.

Concrete for the thrust blocks and clear-outs shall meet the requirements of Section 812, Class B of Standard Specifications. Thrust blocks and clean-outs shall be constructed in accordance with the Standard Detail Drawings of the Owner or as directed.

Borrow Type C and sand for backfilling when required by the Contract and specified on the Plans shall conform to the respective requirements of Sections 210 and 804 of the Standard Specifications. Concrete required for the work shall be Class B, and shall conform to the requirements of Section 812.

Unless shown otherwise on the Plans or required by the owner, all commercial, industrial, and residential connections shall be constructed of the same class of material as the sewer mains to which they are connected. Minimum grade and size of the lateral pipes shall be as required by the Owner's Standards and Specifications.

Construction Methods:

All pipes shall be thoroughly cleaned before they are laid and shall be kept clean until the completed work is accepted.

The excavation and backfill for the pipe shall be performed in accordance with the applicable requirements including backfill requirements of Section 612 of the Delaware Standard Specifications, unless otherwise modified on the Plans, or in conflict with the requirements of the Owner. If there is a conflict between the Delaware Standard Specifications (including these Special Provisions) and the Specifications of the Owner of the utility, the latter will prevail. The Contractor is advised to obtain and be fully acquainted with the applicable specifications of the Owner. The pipe shall be installed at the locations and to the lines, grades, and dimensions shown on the Plans or as directed by the Engineer.

During backfill of the sewer or force main the Contractor shall install the specified warning tape at a depth of 8" (200 mm) to 12" (300 mm) below finished grade or as directed and approved by the Engineer/Owner.

No pipe shall be laid upon a foundation into which frost has penetrated nor at any time when the Engineer shall deem that there is danger of the formation of ice or the penetration of frost at the bottom of the excavation, unless the minimum length of open trench and promptness of refilling are observed.

The Contractor shall build all future service connections to the existing houses, businesses, and others, complete to the property line, right-of-way lines or other designated points. The ends of all such service connections shall be closed with stoppers as directed and approved by the Engineer/Owner.

Acceptance Testing:

Prior to the request for inspection by the Engineer, it shall be the Contractor's responsibility to examine all completed pipe lines to insure that they are laid to the proper alignment and grade and free from foreign material. After this has been done to the satisfaction of the Engineer, he/she will order tests to be made on all portions of the sewers built under the Contract.

The Contractor shall cooperate and furnish all assistance necessary to perform the tests as specified herein and as further required and directed by the Engineer and the representative of the Owner.

Sanitary sewer lines shall be tested for the maximum amount of allowable leakage as specified by the Owner in the presence of the Engineer and the representative of the Owner. If a maximum leakage rate is not specified by the Owner, the allowable leakage rate will be 25 gallons per inch of diameter per mile (59 liters per 25 mm of diameter per kilometer) per day.

- A. All sewers above the ground water line with a diameter of 39" (990 mm) or less will be tested by the low air pressure method. Sewers greater than 39" (990 mm) in diameter will be tested by the exfiltration method. This test will be made by plugging the lower manhole and filling the pipe section between manholes with water until the upper manhole is filled to the top or to a level designated by the Engineer. The quantity of water leakage will be measured by the drop in the level of the water in the upper manhole.
- B. All sewers below the ground water line will be tested by the infiltration method. This test will be made by measuring the amount of water infiltration at the lower end of the pipe section at the end of the manhole stretch by means of a weir installed in the pipe or other means, as approved by the Engineer.
- C. All sewers shall be tested in individual sections or an accumulation of series of sections in lengths approved by the Engineer. If the series method is used, each section between manholes shall meet the infiltration and exfiltration requirements specified herein.

All sewers before they are tested shall be carefully plugged and backfilled to a depth not less than 2 feet (0.6 meters) above the top of the pipe. Water shall be furnished by the Contractor and maintained at such levels as directed by the Engineer for a period of at least twenty hours immediately prior to the time of the test and during the test. The Contractor shall replace or repair all defects on sections of sewers failing to meet the requirements of these tests.

For conducting low pressure test, all branch fittings and ends of lateral stubs shall be securely plugged to withstand the internal test pressures. The section of line being tested shall also be securely plugged at each manhole. All stoppers shall be adequately braced when required.

Air shall be slowly supplied to the plugged pipe line until the internal air pressure reaches 4 psi (28 kPa) greater than the average back pressure of any ground water that may submerge the pipe. At least two minutes shall be allowed for temperature stabilization before proceeding further. The rate of air loss shall then be determined by measuring the time interval required for the internal pressure to decrease from 3.5 to 2.5 psi (24 to 17 kPa). When the Owner of the utility is satisfied that the sewer main is functional, then the sewer main will be accepted.

The Contractor shall furnish all equipment and personnel to conduct the tests specified herein and/or any proposed by the Owner of the utility.

The Contractor shall not make connections to existing sanitary sewers until after the final inspection and tests have been approved. All material and labor required for tests shall be furnished by the Contractor and the cost thereof included in the prices bid for installing sanitary pipe. Water for leakage test shall be furnished by the Contractor.

Method of Measurement and Basis of Payment:

Payment for the item Installing Sanitary Sewer of respective diameter(s) as required by the Contract measured along the centerline from end-to-end shall be paid for at the Contract unit price per linear foot (linear meter) for "Installing Sanitary Sewer", of the size(s) and type(s) required by the Contract, which price and payment will constitute full compensation for furnishing and installing sanitary sewer pipes; bends, Wyes, clean-outs including valves and related fittings including concrete thrust blocks in the sewer line which are not covered by a separate Contract item(s); for furnishing and installing warning tape; for excavation, backfill Borrow Type C, and backfilling for pipe sizes under 24" (600 mm); for all labor, tools, equipment, and incidentals to complete the work and make the sewer system functional.

Sanitary sewer installed for services will be measured and paid for at the Contract unit price per linear foot (linear meter) for "Installing Sanitary Sewer" of the size(s) and type(s) required for the service, which price and payment will constitute full compensation for furnishing and installing sanitary sewer pipes, bends, Wyes, clean-outs including valves and related fittings; for furnishing and installing warning tape; for excavation, backfill Borrow Type C, and backfilling for pipe under 24" (600 mm) for all labor, tools, equipment, and incidentals to complete the work and make the sewer service functional.

Payment for the use of Del. No. 57 stone shall be incidental to the respective sizes of sanitary sewer installed, unless otherwise Del. No. 57 stone is a separate bid item of this Contract.

For pipe of internal diameter 24" (600 mm) and over, payment for excavation, backfill and backfilling shall be in accordance with Section 208.

1/21/15

753501 - INSTALLING SANITARY SEWER, PVC 8"
753502 - INSTALLING SANITARY SEWER, PVC 10"
753503 - INSTALLING SANITARY SEWER, PVC 12"
753504 - INSTALLING SANITARY SEWER, PVC 15"
753505 - INSTALLING SANITARY SEWER, PVC 18"
753506 - INSTALLING SANITARY SEWER, PVC 21"
753507 - INSTALLING SANITARY SEWER, DIP 30"
753508 - INSTALLING SANITARY SEWER, DIP 42"
753509 - INSTALLING SANITARY SEWER (FORCE MAIN), PVC 4"
753510 - INSTALLING SANITARY SEWER (FORCE MAIN), PVC 8"
753511 - INSTALLING SANITARY SEWER, DIP 4"
753512 - INSTALLING SANITARY SEWER, RCP 24"
753513 - INSTALLING SANITARY SEWER, DIP 12"
753514 - INSTALLING SANITARY SEWER (FORCE MAIN), PVC 6"
753515 - INSTALLING SANITARY SEWER (FORCE MAIN), PVC 2"
753517 - INSTALLING SANITARY SEWER, PVC 6"
753518 - INSTALLING SANITARY SEWER, DIP 6"
753520 - INSTALLING SANITARY SEWER, DIP 8"
753522 - INSTALLING SANITARY SEWER, PVC 24"
753524 - INSTALLING SANITARY SEWER, DIP 10"
753525 - INSTALLING SANITARY SEWER (FORCE MAIN), DIP 10"
753526 - INSTALLING SANITARY SEWER (FORCE MAIN), PVC 3"
753527 - INSTALLING SANITARY SEWER, DIP 24"
753528 - INSTALLING SANITARY SEWER, DIP 24"
753529 - INSTALLING SANITARY SEWER, DIP 8"
753530 - INSTALLING SANITARY SEWER, DIP 16"
753531 - INSTALLING SANITARY SEWER, RCP 30"
753532 - INSTALLING SANITARY SEWER, PVC 4"
753533 - INSTALLING SANITARY SEWER (FORCE MAIN), PVC 1 1/2"
753534 - INSTALLING SANITARY SEWER (FORCE MAIN), PVC 2 1/2"
753539 - INSTALLING SANITARY SEWER (FORCE MAIN), DIP, 4"
753540 - INSTALLING SANITARY SEWER (FORCE MAIN), DIP, 24"
753541 - INSTALLING SANITARY SEWER (FORCE MAIN), DIP, 8"
753542 - INSTALLING SANITARY SEWER, DIP, 18"
753543 - INSTALLING SANITARY SEWER (FORCE MAIN), DIP, 6"
754544 - INSTALLING SANITARY SEWER (FORCE MAIN), HDPE, 8"

Description:

This work consists of furnishing all materials including pipes with all required fittings with bends Wyes, clean-outs, etc., and installing sanitary sewer in accordance with these Special Provisions, Delaware Standard Specifications, and requirements of the Standard Specifications of New Castle County. In case of any conflict between the notes and details on the Plans; Special Provisions; Standards and Specifications of New Castle County; the Standards and Specifications of New Castle County shall prevail. The Contractor shall obtain the Standards and Specifications of New Castle County and study for materials cost before submitting the bids. From hereafter, New Castle County shall be addressed as the Owner.

General Requirements:

All work shall be subject to inspection and subsequent approval/disapproval of the Engineer and the representative of the Owner of the utility; and the Contractor shall be required to correct the discrepancies at his/her expense.

Included in this work are the connections of all existing commercial, industrial, and residential sanitary sewer services to the new sanitary sewer system. All modifications to such services, as required by the present Standards and Specifications of the Owner, and all relocations of such services necessary to avoid conflicts with utilities and highway drainage facilities are included in the work. Since the exact locations of the conflicts cannot be determined prior to trench excavation operations, the Contractor must coordinate and schedule any required relocation efforts of each sanitary sewer connection on an individual basis with the

utility Owner and the property owner. It is of prime importance that the Contractor, in the performance of his/her work, does not disrupt the operation of the existing sanitary sewer facilities in any manner or at any time, without the expressed prior approval of the Owner. The Contractor shall construct, maintain and remove, following construction, such temporary bypasses as may be required during construction to maintain sanitary sewer facilities in service.

Any and all emergency repairs required during the period of this Contract shall be the responsibility of the Contractor. In the event the Owner is unable to contact the Contractor for the immediate emergency repair items of work, or in the event the Contractor does not take action when contacted within a reasonable length of time, the Owner of the utility reserves the right to attend to any and all emergency repair work items and to resubmit the costs directly to the Contractor for complete payment.

Materials:

The requirements for the materials as applicable to the Contract are as noted below, unless otherwise stated on the Plans and/or required by the Owner of the sewer system. The Contractor shall verify the compatibility of these materials specifications with the Owner before placing order for the Contract.

The Polyvinyl Chloride Pipe (PVC pipe) suitable for non-pressure drainage of sewage and fittings shall conform to the applicable requirements of ASTM D3033 Type PSP, and/or ASTM D3034 Type PSM, and pipe shall be of SDR-35 or SDR-41 or SDR-42 of the nominal size required by the Plans and/or as required by the Owner.

PVC pipe and fittings for Force Main shall conform to the requirements of ASTM D-2241 and AWWA C 900 (SDR-14) utilizing the bell and spigot concept with a single sealing synthetic rubber gasket provided by the same manufacturer in conformance with ASTM D1859. Pressure rating of PVC pipe for force mains shall be 1034 kPa minimum.

Ductile Iron Pipe shall be centrifugally cast, and all pipe and fittings shall conform to the applicable specifications of AWWA C-151 and ANSI and shall be Class 52 for gravity and force mains unless otherwise specified on the Plans.

Reinforced Concrete Pipe shall meet the applicable requirements of Section 612 of the Delaware Standard Specifications.

All the pipe and fittings shall be free from defects, and the defective materials as determined by the Engineer or the Owner, shall be rejected and replaced.

Warning tape for sanitary sewer or force main shall be printed polyethylene plastic tape with a metallic core, manufactured specifically for warning and identification of buried utility lines. The tape shall be of a roll type, 2" (50 mm) minimum width, and color coded for sewer (green), with warning and identification imprinted in bold black letters continuously and repeatedly over entire length of tape. The code and letter color shall be permanent and unaffected by moisture and other substances contained in trench backfill materials. Imprinted on the tape shall be "Caution, Buried Sewer Line Below", or a similar message as approved by the Engineer.

Concrete for the thrust blocks and clear-outs shall meet the requirements of Section 812, Class B of Standard Specifications. Thrust blocks and clean-outs shall be constructed in accordance with the Standard Detail Drawings of the Owner or as directed.

Borrow Type C and sand for backfilling when required by the Contract and specified on the Plans shall conform to the respective requirements of Sections 210 and 804 of the Standard Specifications. Concrete required for the work shall be Class B, and shall conform to the requirements of Section 812.

Unless shown otherwise on the Plans or required by the owner, all commercial, industrial, and residential connections shall be constructed of the same class of material as the sewer mains to which they are connected. Minimum grade and size of the lateral pipes shall be as required by the Owner's Standards and Specifications.

Construction Methods:

All pipes shall be thoroughly cleaned before they are laid and shall be kept clean until the completed work is accepted.

The excavation and backfill for the pipe shall be performed in accordance with the applicable requirements including backfill requirements of Section 612 of the Delaware Standard Specifications, unless otherwise modified on the Plans, or in conflict with the requirements of the Owner. If there is a conflict between the Delaware Standard Specifications (including these Special Provisions) and the Specifications of the Owner of the utility, the latter will prevail. The Contractor is advised to obtain and be fully acquainted with the applicable specifications of the Owner. The pipe shall be installed at the locations and to the lines, grades, and dimensions shown on the Plans or as directed by the Engineer.

During backfill of the sewer or force main the Contractor shall install the specified warning tape at a depth of 8" (200 mm) to 12" (300 mm) below finished grade or as directed and approved by the Engineer/Owner.

No pipe shall be laid upon a foundation into which frost has penetrated nor at any time when the Engineer shall deem that there is danger of the formation of ice or the penetration of frost at the bottom of the excavation, unless the minimum length of open trench and promptness of refilling are observed.

The Contractor shall build all future service connections to the existing houses, businesses, and others, complete to the property line, right-of-way lines or other designated points. The ends of all such service connections shall be closed with stoppers as directed and approved by the Engineer/Owner.

Acceptance Testing:

Prior to the request for inspection by the Engineer, it shall be the Contractor's responsibility to examine all completed pipe lines to insure that they are laid to the proper alignment and grade and free from foreign material. After this has been done to the satisfaction of the Engineer, he/she will order tests to be made on all portions of the sewers built under the Contract.

The Contractor shall cooperate and furnish all assistance necessary to perform the tests as specified herein and as further required and directed by the Engineer and the representative of the Owner.

Sanitary sewer lines shall be tested for the maximum amount of allowable leakage as specified by the Owner in the presence of the Engineer and the representative of the Owner. If a maximum leakage rate is not specified by the Owner, the allowable leakage rate will be 25 gallons per inch of diameter per mile (59 liters per 25 mm of diameter per kilometer) per day.

- A. All sewers above the ground water line with a diameter of 39" (990 mm) or less will be tested by the low air pressure method. Sewers greater than 39" (990 mm) in diameter will be tested by the exfiltration method. This test will be made by plugging the lower manhole and filling the pipe section between manholes with water until the upper manhole is filled to the top or to a level designated by the Engineer. The quantity of water leakage will be measured by the drop in the level of the water in the upper manhole.
- B. All sewers below the ground water line will be tested by the infiltration method. This test will be made by measuring the amount of water infiltration at the lower end of the pipe section at the end of the manhole stretch by means of a weir installed in the pipe or other means, as approved by the Engineer.
- C. All sewers shall be tested in individual sections or an accumulation of series of sections in lengths approved by the Engineer. If the series method is used, each section between manholes shall meet the infiltration and exfiltration requirements specified herein.

All sewers before they are tested shall be carefully plugged and backfilled to a depth not less than 2 feet (0.6 meters) above the top of the pipe. Water shall be furnished by the Contractor and maintained at such levels as directed by the Engineer for a period of at least twenty hours immediately prior to the time of the test and during the test. The Contractor shall replace or repair all defects on sections of sewers failing to meet the requirements of these tests.

For conducting low pressure test, all branch fittings and ends of lateral stubs shall be securely plugged to withstand the internal test pressures. The section of line being tested shall also be securely plugged at each manhole. All stoppers shall be adequately braced when required.

Air shall be slowly supplied to the plugged pipe line until the internal air pressure reaches 4 psi (28 kPa) greater than the average back pressure of any ground water that may submerge the pipe. At least two minutes shall be allowed for temperature stabilization before proceeding further. The rate of air loss shall then be determined by measuring the time interval required for the internal pressure to decrease from 3.5 to 2.5 psi (24 to 17 kPa). When the Owner of the utility is satisfied that the sewer main is functional, then the sewer main will be accepted.

The Contractor shall furnish all equipment and personnel to conduct the tests specified herein and/or any proposed by the Owner of the utility.

The Contractor shall not make connections to existing sanitary sewers until after the final inspection and tests have been approved. All material and labor required for tests shall be furnished by the Contractor and the cost thereof included in the prices bid for installing sanitary pipe. Water for leakage test shall be furnished by the Contractor.

Method of Measurement and Basis of Payment:

Payment for the item Installing Sanitary Sewer of respective diameter(s) as required by the Contract measured along the centerline from end-to-end shall be paid for at the Contract unit price per linear foot (linear meter) for "Installing Sanitary Sewer", of the size(s) and type(s) required by the Contract, which price and payment will constitute full compensation for furnishing and installing sanitary sewer pipes; bends, Wyes, clean-outs including valves and related fittings including concrete thrust blocks in the sewer line which are not covered by a separate Contract item(s); for furnishing and installing warning tape; for excavation, backfill Borrow Type C, and backfilling for pipe sizes under 24" (600 mm); for all labor, tools, equipment, and incidentals to complete the work and make the sewer system functional.

Sanitary sewer installed for services will be measured and paid for at the Contract unit price per linear foot (linear meter) for "Installing Sanitary Sewer" of the size(s) and type(s) required for the service, which price and payment will constitute full compensation for furnishing and installing sanitary sewer pipes, bends, Wyes, clean-outs including valves and related fittings; for furnishing and installing warning tape; for excavation, backfill Borrow Type C, and backfilling for pipe under 24" (600 mm) for all labor, tools, equipment, and incidentals to complete the work and make the sewer service functional.

Payment for the use of Del. No. 57 stone shall be incidental to the respective sizes of sanitary sewer installed, unless otherwise Del. No. 57 stone is a separate bid item of this Contract.

For pipe of internal diameter 24" (600 mm) and over, payment for excavation, backfill and backfilling shall be in accordance with Section 208.

1/21/15

763501 - CONSTRUCTION ENGINEERING

Description:

This work consists of construction lay out including; stakes, lines and grades as specified below. Subsection 105.10 Construction Stakes, Lines and Grades of the Standard Specifications is voided.

Based on contract plans and information provided by the Engineer, the Contractor shall stake out right-of-way and easements lines, limits of construction and wetlands, slopes, profile grades, drainage system, centerline or offset lines, benchmarks, structure working points and any additional points to complete the project.

The Engineer will only establish the following:

- (a) Original and final cross-sections for borrow pits.
- (b) Final cross-sections for all excavation items.
- (c) Line and grade for extra work added on to the project plans.

Equipment:

The Contractor shall use adequate equipment/instruments in a good working order. He/she shall provide written certification that the equipment/instrument has been calibrated and is within manufacturer's tolerance. The certification shall be dated a maximum of 9 months before the start of construction. The Contractor shall renew the certification a minimum of every 9 months. The equipment/instrument shall have a minimum measuring accuracy of $[3\text{mm}+2\text{ppmxD}]$ and an angle accuracy of up to 2.0 arc seconds or 0.6 milligons. If the Contractor chooses to use GPS technology in construction stakeout, the Contractor shall provide the Engineer with a GPS rover for the duration of the contract. The GPS rover shall be in good working condition and of similar make and model used by the Contractor. The Contractor shall provide up to 8 hours of formal training on the Contractor's GPS system to a maximum of four Engineer's appointees. At the end of the contract, the Engineer will return the GPS rover to the Contractor. If any of the equipment/instruments are found to be out of adjustment or inadequate to perform its function, such instrument or equipment shall be immediately replaced by the Contractor to the satisfaction of the Engineer. The Contractor may utilize GPS equipment to perform the excavation and embankment for the project as indicated on the plans. Use of this procedure and equipment is intended for grading the subgrade surface only; it is not intended for use in constructing final surface grades. GPS technology and machine control technology shall not be used in the construction of bridge or structures such as, but not limited to, curb, drainage inlets, manholes, junction boxes, pole bases and pipe inverts.

Engineering/Survey Staff:

The Contractor shall provide and have available for the project an adequate engineering staff that is competent and experienced to set lines and grades needed to construct the project. The engineering personnel required to perform the work outlined herein shall have experience and ability compatible with the magnitude and scope of the project. Additionally, the Contractor shall employ an engineer or surveyor licensed in the State of Delaware to be responsible for the quality and accuracy of the work done by the engineering staff. When individuals or firms other than the Contractor perform any professional services under this item, that work shall not be subject to the subcontracting requirements of Subsection 108.01 of the Standard Specifications. The Contractor shall assume full responsibility for any errors and/or omissions in the work of the engineering staff described herein. If construction errors are caused due to erroneous work done under Construction Engineering the Contractor accepts full responsibility, no matter when the error is discovered. Consideration will not be given for any extension of contract time or additional compensation due to delays, corrective work, or additional work that may result from faulty and erroneous construction stakeout, surveying, and engineering required by this specification.

Construction Methods:

Performance Requirements:

- (a) Construction Engineering shall include establishing the survey points and survey centerlines; finding, referencing, offsetting the project control points; running a horizontal and vertical

circuit to check the accuracy of given control points. Establishing plan coordinates and elevations marks for culverts, slopes, subbase, subsurface drains, paving, subgrade, retaining walls, and any other stakes required for control lines and grades; and setting vertical control elevations, such as footings, caps, bridge seats and deck screed. The Contractor shall be responsible for the preservation of the Department's project control points and benchmarks. The Contractor shall establish and preserve any temporary control points (traverse points or benchmarks) needed for construction. Any project control points (traverse points) or benchmarks conflicting with construction of the project shall be relocated by the Contractor. The Contractor as directed by the Engineer must replace any or all stakes that are destroyed at any time during the life of the contract. The Contractor shall re-establish centerline points and stationing prior to final cross-sections by the Engineer. The Vertical Control error of closure shall not exceed 0.05 ft times [Square root of number of miles in the level run] (0.01 m times [square root of number of kilometers]). The Horizontal Control accuracy ratio shall not exceed an error of closure of 1 foot per 20,000 feet (1 meter per 20,000 meters or 1:20,000) of distance traversed prior to adjustment.

- (b) The Contractor shall perform construction centerline layout of all roadways, ramps and connections, etc. from project control points set by the Engineer. The Contractor using the profiles and typical sections provided in the plans shall calculate proposed grades at the edge of pavement or verify information shown on Grades and Geometric sheets.
- (c) The Contractor shall advise the Engineer of any horizontal or vertical alignment revisions needed to establish smooth transitions to existing facilities. The Contractor shall immediately bring to the attention of the Engineer any potential drainage problem within the project limits. The Engineer must approve any proposed variation in profile, width or cross slope.
- (d) The Contractor shall establish the working points, centerlines of bearings on bridge abutments and on piers, mark the location of anchor bolts to be installed, check the elevation of bearing surfaces after they are ground and set anchor bolts at their exact elevation and alignment as per Contract Plans. Before completion of the fabrication of beams for bridge superstructures, the Contractor shall verify by accurate field measurements the locations both vertically and horizontally of all bearings and shall assume full responsibility for fabricated beams fitting and bearing as constructed. After beam erection and concurrently with the Department project surveyors, the Contractor shall survey top of beam elevations at a maximum of 10-ft (3.0-meter) stations and compute screed grades. These shall be submitted to the Engineer for review and approval before the stay in place forms are set. Construction stakes and other reference control marks shall be set at sufficiently frequent intervals to assure that all components of the structure are constructed in accordance with the lines and grades shown on the plans. The Contractor will be responsible for all structure alignment control, grade control and all necessary calculations to establish and set these controls.
- (e) The Contractor, using contract plans, shall investigate proposed construction for possible conflicts with existing and proposed utilities. The Contractor shall then report such conflicts to the Engineer for resolution. All stakes for advanced utility relocation, which will be performed by others, shall be paid for under item 763597 – Utility Construction Engineering.
- (f) The Contractor shall be responsible for the staking of all sidewalk and curb ramp grades in accordance with the plans and the Departments Standard Construction Details. The Contractor shall review the stakeout with the Engineer prior to construction. The Engineer must approve any deviation from plans, Department Standard Construction Details and Specifications in writing. The Contractor shall be responsible for any corrective actions resulting from problems created by adjustments if they fail to obtain such approval.
- (g) If wetland areas are involved and specifically defined on the Plans the following shall apply:
 - i. It is the intent of these provisions to alert the Contractor, that he/she shall not damage or destroy wetland areas, which exist beyond the construction limits. These provisions will be strictly enforced and the Contractor shall advise his/her personnel and those of any Subcontractor of the importance of these provisions.

- ii. All clearing operations and delineation of wetlands areas shall be performed in accordance with these Special Provisions. Before any clearing operation commences the Contractor shall demarcate wetlands at the Limits of Construction throughout the entire project as shown on the Plans labeled as Limits of Construction or Wetland Delineation to the satisfaction of the Engineer.
- iii. The material to be used for flagging the limits of construction shall be orange vinyl material with the wording "Wetland Boundary" printed thereon. In wooded areas, the flagging shall be tied on the trees, at approximate 20-foot (6.1 meter) intervals through wetland areas. In open field and yard areas that have been identified as wetlands, 3 foot (one meter) wooden grade stakes shall be driven into the ground at approximate 20 foot (6.1 meter) intervals and tied with the flagging.
- iv. If the flagging has been destroyed and the Engineer determines that its use is still required, the Contractor shall reflag the area at no cost to the Department. If the Contractor, after notification by the Engineer that replacement flagging is needed, does not replace the destroyed flagging within 48 hours, the Engineer may proceed to have the area reflagged. The cost of the reflagging by the Engineer will be charged to the Contractor and deducted from any monies due under the Contract.
- v. At the completion of construction, the Contractor shall remove all stakes and flagging.
- vi. The Contractor shall be responsible for any damages to wetlands located beyond the construction limits, which occurs from his/her operations during the life of the Contract. The Contractor shall restore all temporarily disturbed wetland areas to their preconstruction conditions. This includes restoring bank elevations, streambed and wetland surface contours and wetlands vegetation disturbed or destroyed. The expense for this restoration shall be borne solely by the Contractor.

Submittals:

All computations necessary to establish the exact position of all work from the control points shall be made and preserved by the Contractor. All computations, survey notes and other records necessary to accomplish the work shall be made available to the Department in a neat and organized manner at anytime as directed by the Engineer. The Engineer may check all or any portion of the stakeout survey work or notes made by the Contractor and any necessary correction to the work shall be made as soon as possible. The Contractor shall furnish the Engineer with such assistance as may be required for checking all lines, grades, and measurements established by the Contractor and necessary for the execution of the work. Such checking by the Engineer shall not relieve the Contractor of his/her responsibility for the accuracy or completeness of the work.

The Contractor shall submit any of the following at the Engineer's request:

- (a) Proposed method of recording information in field books to ensure clarity and adequacy.
- (b) A printout of horizontal control verification, as well as coordinates, differences and error of closure for all reestablished or temporary Control Points.
- (c) A printout of vertical control verification, with benchmark location elevation and differences from plan elevation.
- (d) Sketch of location of newly referenced horizontal control, with text printout of coordinates, method of reference and field notes associated with referencing control.
- (e) Description of newly established benchmarks with location, elevation and closed loop survey field notes.
- (f) All updated electronic and manuscript survey records.
- (g) Stakeout plan for each structure and culvert.

- (h) Computations for buildups over beams, screed grades and overhang form elevations.
- (i) A report showing differences between supplied baseline coordinates and field obtained coordinates, including a list of preliminary input data.
- (j) Any proposed plan alteration to rectify a construction stakeout error, including design calculations, narrative and sealed drawings.
- (k) Baseline for each borrow pit location.
- (l) Detailed sketch of proposed overhead ground mounted signs or signals showing obstructions that may interfere with their installation.
- (m) Copies of cut sheets.

Method of Measurement:

The quantity of Construction Engineering will not be measured.

Basis of Payment:

Payment will be made at the Lump Sum price bid for the item "Construction Engineering". The price bid shall include the cost of furnishing all labor, equipment, instruments, stakes and other material necessary to satisfactorily complete the work as herein described under this item for all roads and structures that are a part of the contract. Adjustment in payment will be made for the deletion or addition of work not shown in the contract documents.

Monthly payment will be made under this item in proportion to the amount of work done as determined by the Engineer.

6/11/2012

763508 - PROJECT CONTROL SYSTEM DEVELOPMENT PLAN
763509 - CPM SCHEDULE UPDATES AND/OR REVISED UPDATES

Description:

Plan, schedule and construct the Project by using a Critical Path Method Project Schedule (CPM) meeting the requirements of these specifications. Use the CPM for coordinating and monitoring the Work specified in the Contract Documents including all activities of Subcontractors, vendors, suppliers, utilities, railroads, the Department, and all other parties associated with the construction of the Contract. Include all Work in the CPM; including but not limited to submittals, major procurement, delivery, and construction activities. Include all activities, including bid items, quantified in the Contract Documents. Base the CPM upon the entirety of the Contract Documents. Utilize CPM software that generates files compatible with Primavera P6 Project Management Release: 7.0.0.

Scheduling Representative:

Designate a scheduling representative prior to submission of the Original Critical Path Method Project Schedule (OCPM). The scheduling representative is the person primarily responsible for development and maintenance of the CPM schedule; the Contractor's representative in all matters regarding the schedule; and the Contractor's designated attendee for all schedule related meetings. The scheduling representative shall also be knowledgeable of the status of all parts of the Work throughout the duration of the Project. Replacement of the scheduling representative will require written approval from the Engineer.

Submit the qualifications of the scheduling representative to the Engineer for approval. This approval is required before the OCPM will be accepted. The scheduling representative shall have at least three years of verifiable experience for preparing and maintaining CPM project schedules on Contracts of similar size and complexity.

Critical Path, Project Completion Date, and Float:

The critical path is defined as the series of activities in a CPM that has the longest path in time. The submitted activity sequence and durations must generate a CPM with only one critical path. Divide Project wide activities such as Maintenance of Traffic, Construction Engineering, or Temporary Erosion Control that, by their nature, generate long durations and complement other activities into "establish" and "conclude" activities to prevent this type of Work from occupying a significant portion of the critical path.

The project start date, or initial data date, of the original CPM shall be the first chargeable day of Work. Nonproductive Work and administrative activities may begin and/or end prior to the project start date. The Original CPM must use all of the Contract Time and contain a critical path containing exactly zero float. Early completion schedules are not permitted. The schedule ending date of the Original CPM that uses all of the Project Time is the contract completion date.

Total Float is the difference between the schedule's finish date and the contract completion date. Free float is the difference in time between an activity's early finish and late finish. Free float is a shared commodity for the use of the Department and the Contractor and is not for the exclusive use or benefit of either party. Both parties have the full use of free float until depleted.

Submittal of the OCPM; the Start of Work and the Schedule of Record:

Complete and submit the proposed original CPM schedule (OCPM) database and the written narrative (WN) within 30 calendar days after Contract is Awarded. The WN is a description of any elements of the Schedule that deviate from the proposed construction sequence shown in the Contract Documents. Submit the OCPM in CPM format fully compatible with Primavera P6 Project Management Release: 7.0.0 by email or CD ROM as a single compressed database in CPM format.

The Engineer will complete the review of the OCPM within 30 calendar days after submittal. If required, a Joint Review Conference will be convened at which time the Engineer and Contractor may make corrections and adjustments to the proposed OCPM. If a revision is necessary due to the Engineer's review

or the Joint Review Conference, submit the proposed revision within seven calendar days after receiving the Engineer's review comments or within seven calendar days after the date of the Joint Review Conference, whichever is the latest. Make revisions in accordance with the requirements for the OCPM. The Engineer will respond to the revised OCPM within seven calendar days after receipt. Clearly identify each submittal and resubmittal for clarity by labeling "2nd Draft", "3rd Draft", etc.

Do not start any Work until the OCPM is accepted. If the Engineer is ready to issue a Notice to Proceed but the OCPM is not yet accepted, the Engineer may issue the NTP and start Contract Time, but forbid Work to begin until the OCPM is accepted. The Engineer may partially accept a OCPM and allow Work to begin if the required corrections to the OCPM are minor, but the Engineer will not accept submittals that do not show the complete schedule. The Engineer will not pay any estimates until the OCPM is partially accepted. Once the OCPM is partially accepted, the Engineer will pay the first estimate. If the Contractor fails to make a good faith effort to address the Engineer's comments before the second estimate is due for payment, the Engineer will not pay the second estimate until a good faith effort is made by the Contractor to comply. The Engineer may not withhold an estimate payment if, within the estimate period in question, the Engineer has failed to provide timely review comments in response to the Contractor's submittal. The Engineer may, however, withhold the payment of subsequent estimates if the Contractor fails to make a good faith effort to address the Engineer's comments. Upon issuance of the Notice to Proceed, the start date utilized in the OCPM will be adjusted to comply with the first chargeable day of Work. Any delay in starting Work caused by the acceptance of the OCPM by the Engineer will not be considered as a basis for any adjustment in the Contract amount or time. For Contracts that have fast-tracked starts, the Engineer and the Contractor may agree to alter the response times and approval dates listed above.

Upon notification that the OCPM has been accepted, the corrected copy will become the CPM of record. The CPM of record shall be the Contractor's work plan for completing the entire Contract as specified in the Contract Documents.

Requirements for the OCPM:

The format of the OCPM database shall be the precedence diagram method with days as the planning unit and shall be based on Calendar Days. Use the Department's partially predetermined coding structure (CS) that is furnished by the Engineer.

Activity Sequencing. Activity sequence must be logical and representative of the Contractor's order of the Work. Successors and predecessors determine the schedule logic or activity sequence. A given activity cannot start until all of the given activity's predecessors have been completed. Use only finish to start dependency relationships (links); do not use lag times without approval from the Engineer. The Engineer may request that the Contractor resequence the activities to reflect realistic job logic. When scheduling using multiple resources, each resource unit shall have a corresponding activity. Durations of activities include all the time necessary to complete the activity including, but not limited to, Contractor's non-work periods (other than those shown on the calendars), reasonably foreseeable inclement weather, weekends and holidays. Base schedule calculations on retained logic, contiguous durations, and total float as finish float.

Activity Resources. Sequence activities to reflect resource apportionment. Logically connect and code each activity to reflect the crew (resource) performing the operation. Submit a summary list of crews, their crew codes, and their operation(s) with each schedule submission, unless unchanged. Identify responsibility for each activity. Identify Subcontractors, DBE's, utilities and Work performed by others that affects the Schedule.

Breakdown and Durations of Activities. An individual activity is required for each construction element or each activity not under the control of the Contractor that affects the sequence or progress of the Work. The Engineer reserves the right to require additional breakdown of the Work activities at any time. Each activity must be identified by a name, symbol and coding, and shall have a duration, sequence, responsibility and resource(s). Choose activity names that are descriptive and identify single construction elements. Activity symbols, or ID's, shall be unique and systematic.

Activity types must be either "task", "start milestone", or "finish milestone". Do not use "hammock" type activities. Date constraints, float and duration constraints, and/or flags for activities are not permitted.

Assign a reasonable duration to each activity representative of its scope. Durations may not exceed 14 calendar days unless approved by the Engineer. Determine the duration of each activity by using productivity rates based on Calendar Days.

Include the preparation and approval of Working Drawings as activities. Include phasing (staging) milestones as activities. Correlate phasing milestones with the sequence of construction provided in the Contract Documents. Use a separate start and finish milestone activity to delineate each phase (stage).

Utility Work. Include all Work performed by utilities on the Project as activities in the OCPM. Include each utility item of Work shown in the Contract's Utility Statement as an activity. Durations for utility activities shall be the same as the durations shown in the Utility statement for each activity unless otherwise approved by the Engineer.

Calendars. Assign a calendar to each activity in the schedule. Use a minimum of 6 calendars, when applicable: (1) Full Schedule; (2) Permit Requirements; (3) Winter Condition; (4) Concrete Work; (5) Asphalt Paving Work; and (6) Nighttime Asphalt Paving Work. Use additional calendars if needed. Calendar non-work periods shall reflect the average Delaware weather history for the jobsite and the restrictions identified in the Contract Documents. The Contractor may choose perform Work during an activity's calendar non-work period at no additional cost to the Department if weather conditions are favorable for such Work and the Work does not violate a set forth in the Contract Documents. The maximum allowable non-work period for each calendar is set forth below. The Contractor may choose to shorten non-work periods at his/her discretion.

CALENDAR	MAXIMUM NON-WORK PERIOD
Full Schedule	None
Winter Condition	December 1 through March 15
Concrete Work	December 1 through March 15
Asphalt Paving	November 15 through March 15
Nighttime Asphalt Paving	October 15 through April 30

Written Narrative (WN). Provide a written narrative (WN) as part of the OCPM explaining the following:

- (a) Relationships between activities not obviously identified
- (b) Equipment usage and limitations.
- (c) Manpower usage and limitations.
- (d) Use of additional shifts and overtime.
- (e) Activity codes, abbreviations, and activity identification system.
- (f) All calendars utilized in the CPM and the basis of determining each non-work period
- (g) All abbreviations.
- (h) Use of calendars.
- (i) Any other conditions that affect the schedule and are not readily discernible in the database.

CPM Updates:

Provide monthly updates to the CPM of record. Meet with the Engineer once a month prior to submitting the update to review the status of the schedule's activities. Prepare an updated list of activities showing all of the actual start and actual finish for each of the schedule's activities so that both parties can agree on the dates. Use the dates that were agreed upon in the meeting to status the CPM of record and submit the updated schedule to the Engineer for approval. Assign a unique file name to each update (Number/version). The data date of the update shall be the next day after the end of the update period. As part of the monthly update, submit a written description that identifies any delays or disruptions to the schedule experienced during the period of an update, any change in manpower or equipment, and any potential delays to the completion date of the schedule.

Do not include any revisions to the CPM without prior approval. Failure to submit complete updates in a timely manner may result in the withholding of estimates by the Engineer. The Engineer agrees to refrain from withholding estimates unless the Contractor is habitually late in providing updates, is more than four weeks late in submitting an update or has failed to submit an update that is part of a resolution to a serious problem that must be addressed immediately.

Revisions to the Schedule of Record:

Revisions are defined as any changes to the database other than status updates, log entries and moving the data date. Discuss any proposed revisions to the CPM verbally with the Engineer. If the revision is minor in nature, the Engineer may allow the revision to be included on the next Update of the CPM. If the Engineer determines that the revision is not minor in nature, submit the proposed revision for review and approval prior to deviating from the approved CPM. When a revision to the CPM is required due to changes in the Contract initiated by the Engineer, immediately contact the Engineer to discuss the changes. The Engineer may allow a deviation from the approved CPM for specific mitigating activities.

The Engineer may direct the Contractor to revise the schedule of record at the Contractor's expense if: the critical path has less than minus ten (-10) Calendar Days of total float due to the Contractor's failure to perform the Work in accordance with the schedule; the Contractor requests to re-sequence the Work; and/or the Contractor has performed a significant amount of Work out of sequence. The Engineer may direct the Contractor to revise the schedule for any other reason; and such a revision will be paid at the unit cost for a CPM Revision.

The Engineer will review and respond to the proposed revision within 7 Calendar Days after receipt. Resubmit, if required, within seven calendar days after receipt of the Engineer's review comments. The Engineer reserves the right to reject any proposed revision that adversely impacts the Department, utilities, or other concerned parties.

Extensions of Contract Time and/or Incentive/Disincentive Dates.

Make requests for extension of Contract time in writing and subject to the notice and timeliness of submission provisions as provided for elsewhere in the Contract. Requests for an extension of Contract time or change in an incentive/disincentive date will be evaluated by the Engineer's analysis of the CPM of record and any proposed revision submitted. Include in the request a written narrative of the events that impacted the schedule and a detailed explanation of why the Contractor cannot meet the requirements of the schedule of record. Only delays to activities that affect the Contract completion date or will be considered for an extension of Contract time. Only delays to activities that affect the completion duration of an incentive/disincentive period will be considered for an extension of an incentive/disincentive completion date. The extension of the specified Contract completion date or incentive/disincentive date will be based upon the number of Calendar Days the Contract completion date or incentive/disincentive date is impacted as determined by the Engineer's analysis. The Engineer and Contractor may agree to defer the analysis of a potential impact to the schedule until the completion of the activities that are affected. Such a deferment does not relieve the Contractor of his/her duty to identify potential impacts to the schedule in the applicable schedule updates.

All requests for extensions of Contract Time must be supported by the most recent CPM Update. If, within a reasonable period of time, the Contractor fails to make a good faith effort to produce an acceptable CPM update and uses an unacceptable CPM update to support a request for a time extension, the Contractor loses the right to receive that time extension; and/or the right to receive compensation for that delay caused in whole or in part by the Engineer.

Final As Built Schedule.

Submit a final CPM Schedule database within 14 Calendar Days of Substantial Completion. Failure to submit a final CPM Schedule may result in the withholding of estimates by the Engineer.

Method of Measurement:

The Project Control System will be measured in two items. The item, "Project Control System Development Plan" will be lump sum. The item "CPM Schedule Updates and/or Revised Updates" will be measured one each per update that is submitted and accepted.

Basis of Payment:

The item, "763508 – Project Control System Development Plan" will be paid at the Contract's lump sum bid price on the next monthly estimate after completion of the requirements of the Project Control System Development Plan, which includes the approval of the Original CPM Schedule. Price and payment

will constitute full compensation for preparing the CPM database, acquiring the necessary software, attending all scheduling meetings with the Department, submitting and resubmitting all documents and for all labor, tools, equipment and incidentals necessary to complete the Work.

The item, “763509 – CPM Schedule Updates and/or Revised Updates” will be paid at the Contract unit price per each approved CPM schedule update as described above. Price and payment will constitute full compensation for preparing, submitting and resubmitting all CPM updates, for attendance at all scheduling meetings with the Department, for preparing and reviewing a list of actual start and actual finish dates with the Engineer, and for all labor, tools, Equipment and incidentals necessary to complete the Work.

3/28/14

Utility Assessment

State Contract No. T201220004
Project ID No. 12-12004
F.A.P. No. ETEA-2012(14)
Old Lancaster Pike Pedestrian Bridge Placement
Hockessin, New Castle County

The following utilities may maintain facilities within or near the project limits:

Delmarva Power – Electric Distribution
Delmarva Power – Gas
Verizon Delaware, Inc
New Castle County - Sewer
Artesian Water Company
Comcast Cable

The following is a breakdown of the utilities involved, adjustments and/or relocations, as required:

Delmarva Power – Electric

The Company maintains aerial distribution facilities within the project limits. There are no apparent conflicts. The contractor shall notify Delmarva Power 14 days prior to installation of prefabricated pedestrian bridge to coordinate any necessary personnel from Delmarva Power onsite during the placement of the bridge to monitor their overhead facilities.

An onsite meeting held on January 30, 2015, with representatives from DelDOT, McCormick Taylor, Delmarva Power – Electric, Verizon Delaware, Inc., and Comcast Cable, confirmed that the contractor shall perform all work activities around all overhead utilities in the project area, and therefore, do not need to be temporarily or permanently relocated.

Delmarva Power – Gas

The Company maintains a 4" plastic high-pressure (PHP) main running south to east through the proposed pedestrian bridge at Bridge 1-169. An abandoned 2" PHP is located along the existing curb line running west to east at this location. Delmarva power maintains a 4" PHP main running from south to east through the box culvert location and

beyond the project limits of Sta. 120+50. These gas mains are located along the south side of the road in the grass and sidewalk area.

A portion of the 4" PHP will need to be relocated and reconnected at the following locations:

Sta. 101+28 to Sta. 102+80 Right

Sta. 119+49 to Sta. 120+00 Right

The Company requires 30 calendar days to perform the proposed relocation work at each location for a total of 60 calendar days. They will need 180 calendar days to obtain the necessary stream crossing permits. Also they will need 50 cubic yards of select backfill material. This work may not be able to be performed in the winter months if directional drilling methods are used. This work completed is not reimbursable.

Any other adjustments and/or relocations to the Company's existing gas facilities will be done by Company forces as necessary during construction at the Company's expense.

Verizon Delaware, Inc.

The Company maintains aerial and underground communication facilities within the project limits.

The Company owns a junction box at Sta. 101+77.84 right that will be vertically adjusted by the Company according to the changes in grading for the new sidewalk.

The contractor shall notify Verizon Delaware 14 days prior to installation of prefabricated pedestrian bridge to coordinate any necessary personnel from Verizon onsite during the placement of the bridge to monitor their overhead facilities.

An onsite meeting held on January 30, 2015, with representatives from DelDOT, McCormick Taylor, Delmarva Power – Electric, Verizon Delaware, Inc., and Comcast Cable, confirmed that the contractor shall perform all work activities around all overhead utilities in the project area, and therefore, do not need to be temporarily or permanently relocated.

New Castle County Sewer

The County maintains underground facilities within the project limits. There is an 8" vitrified clay pipe (VCP) main running west to east through the proposed pedestrian bridge at Bridge 1-169. An 18" lateral connects to this main and runs south of the project

limits at Sta. 102+46 Right. The 8" VCP runs west along Old Lancaster Pike (within the roadway) then changes direction at Sta. 119+23 right, avoiding the work area at the box culvert in this location, changing direction again and extending back towards the roadway, furthermore running west beyond the project limits.

As part of this project, a portion of the 8" VCP at the Bridge 1-169 location will need to be relocated. The State's Contractor will perform this work in accordance with the County's standard specifications and the utility relocation plan. The relocation includes the following work:

- Install of 48 Inch diameter doghouse manhole at Sta. 101+85.24 Right
- Install of 48 Inch diameter manhole at Sta. 101+96.33 Right
- Install of 48 Inch diameter doghouse manhole at Sta. 102+45.77 Right
- Install of 14 Linear Feet of 8" Ductile Iron Pipe by trench
- Provide new Lateral Tap Connection for 6" VC lateral that lies between new sewer pipe (between new manhole 1 and new manhole 2) and existing sewer clean out
- Install of 48 Linear Feet of 8 Inch SDR-26 PVC with 24 Inch Steel Casing by trench
- Removal of 60 Linear Feet of existing 8" VCP
- Removal of one (1) sanitary sewer manhole at Sta. 101+90 Right

In addition, a sanitary sewer manhole at Sta. 102+44.50 Right will need to be vertically adjusted to one foot above the 100 year flood plain elevation. Final top of grate elevation for manhole adjustment will be 255.00'.

Any additional adjustments and/or relocations of the County's existing facilities shall be done by the State's contractor in accordance with the County's standard specifications at the State's expense.

Artesian Water Company

The Company maintains a 4-inch DIP water service line that is in conflict with a proposed sanitary manhole. The service line is tapped off an 8-in DIP water main running along Old Lancaster Pike and was installed in 2009 as part of DelDOT's Old Lancaster Pike Pedestrian Improvements Project. At this time, Artesian assumes that a portion of the service line needs to be relocated. A statement of work to be performed is detailed below and illustrated in the plan.

Since the water service line was installed in 2009, it is considered as reimbursable under section 5.3.1.1.4 of the Utility Design Manual. The work will be performed by the State's contractor with oversight from Artesian.

Station 101+85 offset 25' right — shut off water service at main and install horizontal offset around location of proposed sewer manhole number 1 using (4) 45 degree bends, (2) sleeves and 18 feet of 4 inch DIP.

Service to one customer will be impacted by this relocation activity. Work must be coordinated with the property owner 15 calendar days ahead of the relocation and performed at a time that minimizes the impact to the property, which is operating currently as a restaurant.

Artesian requests that the State perform the relocation activity, in coordination with Artesian, as part of the contract and within the appropriate phase of construction.

Two (2) water valves may need to be vertically adjusted by the State's Contractor in accordance with the Company's standard specifications. The water valves are located at:

- Sta. 101+84.24 Right
- Sta. 101+38 Right

Any other adjustments and/or relocations of the Company's existing facilities will be done by the State's contractor in accordance with the Company's standard specifications.

Comcast Cable

The Company maintains aerial and underground communication facilities within the project limits with no apparent conflicts. The contractor shall notify Comcast 14 days prior to installation of prefabricated pedestrian bridge to coordinate any necessary personnel from Comcast onsite during the placement of the bridge to monitor their overhead facilities.

An onsite meeting held on January 30, 2015, with representatives from DelDOT, McCormick Taylor, Delmarva Power – Electric, Verizon Delaware, Inc., and Comcast Cable, confirmed that the contractor shall perform all work activities around all overhead utilities in the project area, and therefore, do not need to be temporarily or permanently relocated.

General Notes

1. The contractor's attention is directed to Section 105.09 Utilities, Delaware Standard Specifications, August 2001. The Contractor shall contact Miss Utility (1-800-282-8555) two working days prior to any excavation. The Contractor is responsible for the

support and protection of all utilities when excavating. The Contractor is responsible for ensuring proper clearances, including safety clearances, from overhead utilities for construction equipment. The contractor is advised to check the site for access purposes for his equipment and, if necessary, make arrangements directly with utility companies for field adjustments for adequate clearances.


2. It is understood and agreed that the contractor has considered in their bid all permanent and temporary utility appurtenances in their present or relocated positions as shown on the plans or described in the utility statement and/or are readily discernible and that no additional compensation will be allowed for any delays, inconvenience, or damage sustained by him/her to any interference from the utility facilities and appurtenances or the operation of moving the, except that the contractor may be granted an equitable extension of time.
3. The Contractor shall follow all requirements of the Delaware Code, Title 26, Chapter 8. Underground Utility Damage Prevention And Safety. Chapter 8 includes, among other requirements, Section 806. Duties of Excavators which contains the requirement for the Contractor to excavate prudently and carefully and to take all reasonable steps necessary to properly protect, support and backfill underground utility lines. This protection shall include but may not be limited to hand digging, within the limits of the planned excavation or demolition, starting 2 feet of either side of the extremities of the underground utility line for other than parallel type excavations and at reasonable distances along the line of excavation for parallel type excavations.
4. The Contractor shall note that the Delaware Code, Chapter 74B, Section 7405B requires notification to and mutually agreeable measures from the public utility for any person intending to carry on any function, activity work or operation within dangerous proximity of any high voltage overhead lines. Close coordination with public utility companies owning overhead lines is required and must take place prior to commencement of any work.
5. As outlined in Chapter 3 of the DelDOT Utilities Manual, individual utility companies are responsible for obtaining all required permits from municipal, State and federal government agencies and railroads. This includes but is not limited to water quality permits/DNREC Water Quality Certification, DNREC Subaqueous Lands/Wetlands permits, DNREC Coastal Zone Consistency Certification, County Floodplain permits (New Castle County only), U.S. Coast Guard permits, US Army Corps 404 permits, sediment and erosion permits, and railroad crossing permits.
6. Individual utility companies are required to restore any areas disturbed in conjunction with their relocation work. If an area is disturbed by a utility company and is not properly restored, the Department may have the highway contractor perform the necessary restoration. Any additional costs incurred as a result will be forwarded to the utility company.

THE UTILITY COMPANIES DO NOT WORK ON WEEKENDS OR LEGAL HOLIDAYS.

COORDINATION AND COOPERATION AMONG THE UTILITY COMPANIES AND THE STATE'S CONTRACTOR ARE OF PRIME IMPORTANCE. THEREFORE, THE CONTRACTOR IS DIRECTED TO CONTACT THE FOLLOWING UTILITY COMPANY REPRESENTATIVES WITH ANY QUESTIONS REGARDING THIS WORK PRIOR TO SUBMITTING BIDS AND WORK SCHEDULES. PROPOSED WORK SCHEDULES SHALL REFLECT THE UTILITY COMPANIES' PROPOSED RELOCATIONS.


Mr. Angel Collazo	Delmarva Power Electric	(302) 454-4370
Mr. Ted Waugh	Delmarva Power Gas	(302) 429-3706
Mr. George Zang	Verizon Delaware, Inc.	(302) 422-1238
Mr. Dan Netta	New Castle County	(302) 395-5817
Mr. Carmen Hunter	Artesian Water	(302) 453-7153
Mr. Lee McGarrity	Comcast Cable	(610) 466-1509

PREPARED AND RECOMMENDED BY:


MCCORMICK TAYLOR

2/11/2015
DATE

APPROVED AS TO FORM BY:


DELDOT UTILITIES

2/11/15
DATE

**STATE OF DELAWARE
DEPARTMENT OF TRANSPORTATION
PO BOX 778
DOVER, DELAWARE 19903**

CERTIFICATE OF RIGHT-OF-WAY STATUS

STATE PROJECT NO. T201220004

F.A.P. NO. ETEA-2014(04)

OLD LANCASTER PIKE PEDESTRIAN BRIDGE PLACEMENT

NEW CASTLE COUNTY

Certificate of Right-of-Way Status – 100%

Status - LEVEL 1

As required by 23 CFR, Part 635, and other pertinent Federal and State regulations or laws, the following certifications are hereby made in reference to this highway project:

All necessary real property interests have been acquired in accordance with current FHWA/State directives covering the acquisition of real property; and,

All necessary rights-of-way, including control of access rights when pertinent, have been acquired including legal and physical possession; and,


All project rights of way are currently available in accordance with the project right-of-way plans; and,

Any residential displaced individuals or families have been relocated to decent, safe and sanitary housing, or adequate replacement housing has been made available in accordance with the provisions of the current Federal Highway Administration (FHWA) directive(s) covering the administration of the Highway Relocation Assistance Program; and,

All occupants have vacated the lands and improvements; and,

The State has physical possession and the right to remove, salvage, or demolish any improvements acquired as part of this project, and enter on all land.

RIGHT OF WAY SECTION


Robert Cunningham
Chief Right of Way

July 10, 2015



STATE OF DELAWARE
DEPARTMENT OF TRANSPORTATION
800 BAY ROAD
P.O. BOX 778
DOVER, DELAWARE 19903

JENNIFER COHAN
SECRETARY

July 9, 2015

STIPULATED

ENVIRONMENTAL REQUIREMENTS

FOR

State Contract No. T201220004
Federal Aid No.: ETEA – 2012(04)

Contract Title: Old Lancaster Pike Pedestrian Bridge Placement

In accordance with the procedural provisions for implementing the National Environmental Policy Act of 1969, as amended, the referenced project has been processed through the Department's Environmental Review Procedures and has been classified as a Level D/ Class II Action. As such, a Categorical Exclusion has been prepared to evaluate potential adverse impacts resulting from construction of the proposed project (per 23 CFR 771.117 c(3)), and the following special provisions have been developed to mitigate and/or minimize these impacts.

PERMIT REQUIREMENTS:

The construction work that will occur as part of the Old Lancaster Pike Pedestrian Bridge Placement project, New Castle County, Delaware requires permit approval from the agencies listed below. It is the responsibility of the contracting agency -- the Delaware Department of Transportation, Division of Transportation Solutions -- to obtain the necessary permits to ensure that the contractor complies with the requirements and conditions established by the regulatory agencies. The permit coordination for this project is ongoing. Written authorization from the permitting agencies is required and paperwork for on-site posting is anticipated. As such, the construction work that will occur as part of the Old Lancaster Pike Pedestrian Bridge Placement project, New Castle County, Delaware is authorized under the permits/exemptions listed below:

REQUIRED PERMITS AND APPROVAL STATUS:

- U.S. Army Corps of Engineers (COE)
 - Bridge 1-169 - Nationwide Permit (NWP) #23 with a Preconstruction Notification (PCN) - **pending**
 - Box Culvert - Nationwide Permit (NWP) # 3 (a) & (c) with no PCN required – fyi email sent 7/2/15 – **concurrence pending**
- Delaware Department of Natural Resources and Environmental Control (DNREC)
 - Bridge 1-169 – Subaqueous Lands Permit - **pending**
 - Box Culvert - Delaware Code Chapter 72, Section 7217, Special Exemption (b) – fyi email sent 7/2/15 - **concurrence pending**
- National Parks Service (NPS)
 - Bridge 1-169 and Box Culvert – **approved**
- New Castle County Department of Land Use – Floodplain Permit –
 - Bridge 1-169 – **pending**
 - Box Culvert – **pending**

SPECIFIC REQUIREMENTS:

Compliance with all requirements of the permits is the responsibility of the contractor, who will follow all special conditions or requirements as stated within those permits. The contractor will be subject to penalties, fines, and the risk of shut down as mandated by laws governing permitting agencies if such conditions and requirements are violated or ignored. Therefore, all special conditions, general requirements, and/or other required provisions specified within the permits must be followed. Those obligations are indicated or listed within the permit package, which can be obtained from the DelDOT Contract Administration Office.

Additional requirements by DelDOT not specified within the permits, but listed below, are also the responsibility of the contractor. Noncompliance with these requirements may result in shut down of the project at the contractor's expense.

1. The contractor shall employ measures during construction to prevent spills of fuels or lubricants. If a spill should occur, efforts shall be undertaken to prevent its entry into wetlands, aquatic, or drainage areas. Any spills entering wetlands, aquatic, or drainage areas shall be removed immediately. The Division of Water Resources (DNREC),

Wetlands & Aquatic Protection Branch, 302-739-4691, shall be notified of any spill(s) within six (6) hours of their occurrence. That office will determine the effectiveness of spill and contamination removal and specify remediation efforts as necessary.

2. All construction debris, excavated material, brush, rocks, and refuse incidental to the work shall be placed either on shore above the influence of flood waters or on some suitable disposal site approved by the department.
3. The disposal of trees, brush, and other debris in any stream corridor, wetland surface water or any drainage ditch is prohibited.
4. There shall be no stockpiling of construction materials or temporary fills in wetlands or subaqueous lands unless otherwise specified on project plans and approved by permitting agencies that govern them. It is the contractor's responsibility to coordinate and secure those additional permits/amendments in deviating from the plan.
5. Construction debris shall be kept from entering adjacent waterways, wetlands, ground cover, or drainage areas. Any debris that enters these areas shall be removed immediately. Netting, mats, or establishing confined work areas in stages may be necessary to address these issues.
6. Refuse material resulting from routine maintenance of worker equipment and heavy machinery is prohibited from being disposed or deposited onto or into the ground. All used oils and filters must be recycled or disposed of properly.
7. Use of harmful chemical wash water to clean equipment or machinery is discouraged. If undertaken, the residue water and/or material must be collected or contained such that it will be disposed of properly. It shall not be deposited or disposed of in waterways, streams, wetlands, or drainage areas.
8. The contractor shall follow all requirements as indicated in the Environmental Compliance Sheet. It is the contractor's responsibility to ensure that workers also follow this requirement. As part of the restrictions, please note the timetables reflected in the contract for the in-stream/water work for endangered species protection.
9. Fill material shall be free of oil and grease, debris, wood, general refuse, plaster and other pollutants, and shall contain no broken asphalt.

ENVIRONMENTAL COMPLIANCE SHEET:

The contractor shall pay special attention to specific construction requirements as indicated in the Environmental Compliance Sheets (sheets 28-30).

1. Please note the environmental requirement as indicated in Note 3 on sheet 28 (EC-01), this project has a "Finding of No Adverse Effect" for historic preservation compliance. In order to sustain the finding, no further work efforts are needed upon adjacent

properties. Any modifications to the plans within this area are to be coordinated with the District Engineer and the Environmental Studies Office (Contact Michael Hahn 302-760-2131 or MichaelC.Hahn@state.de.us)

2. Specifically, please note the environmental requirements as indicated on sheet 28 (EC-01) in:
 - Note 4 on for Stream Restoration and Slope Riprap Treatment:
 - Note 5 for Swift Park (Contractor's access beyond the LOC is prohibited)
 - Note 6 for Protection of Resources
3. DelDOT Environmental Studies Section (302) 760-2264 must be notified if there are any changes to the project methods, footprint, materials, or designs, to allow the Department to coordinate with the appropriate resource agencies (COE, DNREC, NPS, NCC, and SHPO), for approval.



STATE OF DELAWARE
DEPARTMENT OF TRANSPORTATION
800 BAY ROAD
P.O. Box 778
DOVER, DELAWARE 19903

SHAILEN P. BHATT
SECRETARY

RAILROAD STATEMENT
For

State Contract No.: T201220004

Federal Aid No.: ETEA-2012(04)

Project Title: Old Lancaster Pike Pedestrian Bridge Placement


The following railroad companies maintain facilities within the contract limits:

- | | |
|--|---|
| <input type="checkbox"/> Amtrak | <input type="checkbox"/> Maryland & Delaware |
| <input type="checkbox"/> CSX | <input type="checkbox"/> Norfolk Southern |
| <input type="checkbox"/> Delaware Coast Line | <input type="checkbox"/> Wilmington & Western |
| <input type="checkbox"/> East Penn | <input checked="" type="checkbox"/> None |

In accordance with 23 CFR 635, herein is the railroad statement of coordination (check one):

- ☒ No Railroad involvement.
- ☐ Railroad Agreement unnecessary but railroad flagging required. The contractor shall follow requirements stated in the DelDOT Maintenance of Railroad Traffic Item in the Special Provisions. Contractor shall coordinate railroad flagging with DelDOT's Railroad Program Manager at (302) 760-2183.
- ☐ Railroad Agreement required. The necessary railroad agreement, attached, is complete and fully executed. Railroad related work to be undertaken and completed as required for proper coordination with physical construction schedules. The Contractor shall follow requirements stated in the DelDOT Maintenance of Railroad Traffic Item in the Special Provisions. Contractor shall coordinate railroad flagging with DelDOT's Railroad Program Manager at (302) 760-2183.

Approved As To Form:



Robert A. Perrine
DelDOT Railroad Program Manager

12/22/2014

DATE

BID PROPOSAL FORMS

CONTRACT T201220004.01

FEDERAL AID PROJECT ETEA-2012(04)

DELAWARE DEPARTMENT OF TRANSPORTATION
SCHEDULE OF ITEMS

PAGE: 1
DATE:

CONTRACT ID: T201220004.01 PROJECT(S): ETEA-2012(04)

All figures must be typewritten.

CONTRACTOR :

LINE NO	ITEM DESCRIPTION	APPROX. QUANTITY AND UNITS	UNIT PRICE		BID AMOUNT	
			DOLLARS	CTS	DOLLARS	CTS

SECTION 0001 OLD LANCASTER PIKE PEDESTRAIN BRIDGES

0010	201000 CLEARING AND GRUBBING	LUMP	LUMP		
0020	202000 EXCAVATION AND EMBANKMENT	69.000 CY			
0030	207000 EXCAVATION AND BACKFILL FOR STRUCTURES	239.000 CY			
0040	208000 EXCAVATION AND BACKFILLING FOR PIPE TRENCHES	71.000 CY			
0050	209002 BORROW, TYPE B	22.000 CY			
0060	209003 BORROW, TYPE C	50.000 CY			
0070	209006 BORROW, TYPE F	8.000 CY			
0080	210000 FURNISHING BORROW TYPE "C" FOR PIPE, UTILITY TRENCH, AND STRUCTURE BACKFILL	128.000 CY			
0090	211000 REMOVAL OF STRUCTURES AND OBSTRUCTIONS	LUMP	LUMP		

DELAWARE DEPARTMENT OF TRANSPORTATION
SCHEDULE OF ITEMS

PAGE: 2
DATE:

CONTRACT ID: T201220004.01 PROJECT(S): ETEA-2012(04)

All figures must be typewritten.

CONTRACTOR :

LINE NO	ITEM DESCRIPTION	APPROX. QUANTITY AND UNITS	UNIT PRICE		BID AMOUNT	
			DOLLARS	CTS	DOLLARS	CTS
0100	302007 GRADED AGGREGATE BASE COURSE, TYPE B	30.000 CY				
0110	302011 DELAWARE NO. 3 STONE	58.000 TON				
0120	401821 BITUMINOUS CONCRETE, SUPERPAVE, TYPE C, 160 GYRATIONS, PG 64-22, PATCHING	6.000 TON				
0130	401822 BITUMINOUS CONCRETE, SUPERPAVE, TYPE B, 160 GYRATIONS, PG 64-22, PATCHING	5.000 TON				
0140	401823 BITUMINOUS CONCRETE, SUPERPAVE, BITUMINOUS CONCRETE BASE COURSE, 160 GYRATIONS, PG 64-22, PATCHING	6.000 TON				
0150	406001 BITUMINOUS CONCRETE PATCHING	406.000 SYIN				
0160	602011 PORTLAND CEMENT CONCRETE MASONRY, SUBSTRUCTURE, CLASS A	43.000 CY				
0170	602012 PORTLAND CEMENT CONCRETE MASONRY, SUBSTRUCTURE, CLASS B	35.000 CY				
0180	602579 DRILLING HOLES AND INSTALLING DOWELS	70.000 EACH				

DELAWARE DEPARTMENT OF TRANSPORTATION
SCHEDULE OF ITEMS

PAGE: 3
DATE:

CONTRACT ID: T201220004.01 PROJECT(S): ETEA-2012(04)

All figures must be typewritten.

CONTRACTOR :

LINE NO	ITEM DESCRIPTION	APPROX. QUANTITY AND UNITS	UNIT PRICE		BID AMOUNT	
			DOLLARS	CTS	DOLLARS	CTS
0190	602586 REHABILITATION OF CONCRETE STRUCTURE	8.000 CF				
0200	602646 SILICONE ACRYLIC CONCRETE SEALER	1163.000 SF				
0210	604000 BAR REINFORCEMENT, EPOXY COATED	8016.000 LB				
0220	605579 PEDESTRIAN STEEL BRIDGE	LUMP	LUMP			
0230	606002 METAL BRIDGE RAILING, ALUMINUM	59.000 LF				
0240	608000 COARSE AGGREGATE FOR FOUNDATION STABILIZATION AND SUBFOUNDATION BACKFILL	56.000 TON				
0250	610502 POINTING EXISTING STONE MASONRY	104.000 LF				
0260	612003 REINFORCED CONCRETE PIPE, 18", CLASS III	18.000 LF				
0270	612009 REINFORCED CONCRETE PIPE, 36", CLASS III	49.000 LF				
0280	612502 PVC PIPE, 6"	9.000 LF				

DELAWARE DEPARTMENT OF TRANSPORTATION
SCHEDULE OF ITEMS

PAGE: 4
DATE:

CONTRACT ID: T201220004.01 PROJECT(S): ETEA-2012(04)

All figures must be typewritten.

CONTRACTOR :

LINE NO	ITEM DESCRIPTION	APPROX. QUANTITY AND UNITS	UNIT PRICE		BID AMOUNT	
			DOLLARS	CTS	DOLLARS	CTS
0290	612503 PVC PIPE, 8"	48.000 LF				
0300	614502 DUCTILE IRON PIPE, 8"	14.000 LF				
0310	614660 STEEL CASING PIPE, 24"	48.000 LF				
0320	614902 BYPASS PUMPING OPERATION	2.000 EADY				
0330	617003 REINFORCED CONCRETE FLARED END SECTION, 18"	2.000 EACH				
0340	617009 REINFORCED CONCRETE FLARED END SECTION, 36"	1.000 EACH				
0350	701019 INTEGRAL PORTLAND CEMENT CONCRETE CURB & GUTTER, TYPE 3-4	101.000 LF				
0360	705001 P.C.C. SIDEWALK, 4"	893.000 SF				
0370	705002 P.C.C. SIDEWALK, 6"	88.000 SF				
0380	705006 P.C.C. SIDEWALK, VARIABLE DEPTH	413.000 SF				

DELAWARE DEPARTMENT OF TRANSPORTATION
SCHEDULE OF ITEMS

PAGE: 5
DATE:

CONTRACT ID: T201220004.01

PROJECT(S): ETEA-2012(04)

All figures must be typewritten.

CONTRACTOR :

LINE NO	ITEM DESCRIPTION	APPROX. QUANTITY AND UNITS	UNIT PRICE		BID AMOUNT	
			DOLLARS	CTS	DOLLARS	CTS
0390	705528 TEMPORARY CURB RAMP	3.000 EACH				
0400	708105 MANHOLE (SANITARY)	3.000 EACH				
0410	708663 INSTALLING SANITARY SEWER MANHOLE, 60", DEPTH >6'	1.000 EACH				
0420	709518 SANITARY CLEANOUT	1.000 EACH				
0430	710001 ADJUSTING AND REPAIRING EXISTING DRAINAGE INLET	1.000 EACH				
0440	710506 ADJUST AND REPAIR EXISTING SANITARY MANHOLE	1.000 EACH				
0450	710509 INSTALLING MANHOLE OVER EXISTING SANITARY SEWER	2.000 EACH				
0460	712006 RIPRAP, R-5	8.000 SY				
0470	712021 RIPRAP, R-5	171.000 TON				
0480	712531 CHANNEL BED FILL	49.000 CY				

DELAWARE DEPARTMENT OF TRANSPORTATION
SCHEDULE OF ITEMS

PAGE:
DATE:

6

CONTRACT ID: T201220004.01

PROJECT(S): ETEA-2012(04)

All figures must be typewritten.

CONTRACTOR :

LINE NO	ITEM DESCRIPTION	APPROX. QUANTITY AND UNITS	UNIT PRICE		BID AMOUNT	
			DOLLARS	CTS	DOLLARS	CTS
0490	713003 GEOTEXTILES, RIPRAP	216.000 SY				
0500	715507 TEMPORARY DRAINAGE PIPE, 36"	30.000 LF				
0510	743000 MAINTENANCE OF TRAFFIC	LUMP	LUMP			
0520	743003 ARROWPANELS, TYPE C	238.000 EADY				
0530	743004 FURNISH AND MAINTAIN PORTABLE CHANGEABLE MESSAGE SIGN	30.000 EADY				
0540	743006 PLASTIC DRUMS	3498.000 EADY				
0550	743010 FURNISH AND MAINTAIN TRUCK MOUNTED ATTENUATOR, TYPE II	242.000 EADY				
0560	743015 FURNISH AND MAINTAIN PORTABLE PCC SAFETY BARRIER	193.000 LF				
0570	743023 TEMPORARY BARRICADES, TYPE III	2112.000 LFDY				
0580	743024 TEMPORARY WARNING SIGNS AND PLAQUES	3335.000 EADY				

DELAWARE DEPARTMENT OF TRANSPORTATION
SCHEDULE OF ITEMS

PAGE: 7
DATE:

CONTRACT ID: T201220004.01 PROJECT(S): ETEA-2012(04)

All figures must be typewritten.

CONTRACTOR :

LINE NO	ITEM DESCRIPTION	APPROX. QUANTITY AND UNITS	UNIT PRICE		BID AMOUNT	
			DOLLARS	CTS	DOLLARS	CTS
0590	743056 FLAGGER, NEW CASTLE COUNTY, FEDERAL	1566.000 HOUR				
0600	743065 FLAGGER, NEW CASTLE COUNTY, FEDERAL, OVERTIME	157.000 HOUR				
0610	743552 PEDESTRIAN CHANNELIZING BARRICADE	11850.000 LFDY				
0620	749687 INSTALLATION OR REMOVAL OF TRAFFIC SIGN(S) ON SINGLE SIGN POST	28.000 EACH				
0630	753000 ADJUST SANITARY SEWER LATERALS	1.000 EACH				
0640	753501 INSTALLING SANITARY SEWER, PVC, 8"	57.000 LF				
0650	753517 INSTALLING SANITARY SEWER, PVC, 6"	9.000 LF				
0660	753520 INSTALLING SANITARY SEWER, DIP, 8"	14.000 LF				
0670	758000 REMOVAL OF EXISTING PORTLAND CEMENTCONCRETE PAVEMENT, CURB, SIDEWALK, ETC.	104.000 SY				
0675	759006 FIELD OFFICE, TYPE III	5.000 EAMO				

DELAWARE DEPARTMENT OF TRANSPORTATION
SCHEDULE OF ITEMS

PAGE: 8
DATE:

CONTRACT ID: T201220004.01

PROJECT(S): ETEA-2012(04)

All figures must be typewritten.

CONTRACTOR :

LINE NO	ITEM DESCRIPTION	APPROX. QUANTITY AND UNITS	UNIT PRICE		BID AMOUNT	
			DOLLARS	CTS	DOLLARS	CTS
0680	762001 SAW CUTTING, BITUMINOUS CONCRETE	181.000 LF				
0690	762002 SAW CUTTING, CONCRETE, FULL DEPTH	77.000 LF				
0700	763000 INITIAL EXPENSE	LUMP	LUMP			
0710	763501 CONSTRUCTION ENGINEERING	LUMP	LUMP			
0720	763508 PROJECT CONTROL SYSTEM DEVELOPMENT PLAN	LUMP	LUMP			
0730	763509 CPM SCHEDULE UPDATES AND/OR REVISED UPDATES	6.000 EAMO				
0740	905001 SILT FENCE	361.000 LF				
0750	905005 INLET SEDIMENT CONTROL, CURB INLET	9.000 EACH				
0760	906001 PORTABLE SEDIMENT TANK	2.000 EACH				
0770	906003 SUMP PIT	2.000 EACH				
0780	908001 TOPSOIL (TON)	65.000 TON				

DELAWARE DEPARTMENT OF TRANSPORTATION
SCHEDULE OF ITEMS

PAGE: 9
DATE:

CONTRACT ID: T201220004.01

PROJECT(S): ETEA-2012(04)

All figures must be typewritten.

CONTRACTOR :

LINE NO	ITEM DESCRIPTION	APPROX. QUANTITY AND UNITS	UNIT PRICE		BID AMOUNT	
			DOLLARS	CTS	DOLLARS	CTS
0790	908004 TOPSOIL, 6" DEPTH	367.000				
		SY				
0800	908014 PERMANENT GRASS SEEDING, DRY GROUND	367.000				
		SY				
0810	908017 TEMPORARY GRASS SEEDING	734.000				
		SY				
0820	908020 EROSION CONTROL BLANKET MULCH	65.000				
		SY				
0830	908023 STABILIZED CONSTRUCTION ENTRANCE	18.000				
		TON				
0840	909005 STREAM DIVERSION					
		LUMP	LUMP			
	SECTION 0001 TOTAL					
	TOTAL BID					

CANNOT BE
USED FOR
BIDDING

CERTIFICATION

Contract No. T201220004.01
Federal Aid Project No. ETEA-2012(04)

The undersigned bidder, _____
whose address is _____
and telephone number is _____ hereby certifies the following:

I/We have carefully examined the location of the proposed work, the proposed plans and specifications, and will be bound, upon award of this contract by the Department of Transportation, to execute in accordance with such award, a contract with necessary surety bond, of which contract this proposal and said plans and specifications shall be a part, to provide all necessary machinery, tools, labor and other means of construction, and to do all the work and to furnish all the materials necessary to perform and complete the said contract within the time and as required in accordance with the requirements of the Department of Transportation, and at the unit prices for the various items as listed on the preceding pages.

Bidder's Certification Statement [US DOT Suspension and Debarment Regulation (49 CFR 29)]:

NOTICE: All contractors who hold prime contracts (Federal Aid) with DelDOT are advised that the prime contractor and subcontractors are required to submit to DelDOT a signed and notary attested copy of the Bidder Certification Statement for each and every subcontract that will be utilized by the prime contractor. This Certification **must** be filed with DelDOT prior to written approval being granted for each and every subcontractor. Copies of the Certification Form are available from the appropriate District Construction Office.

Under penalty of perjury under the laws of the United States, that I/We, or any person associated therewith in the capacity of (owner, partner, director, officer, principal, investigator, project director, manager, auditor, or any position involving the administration federal funds):

- a. am/are not currently under suspension, debarment, voluntary exclusion, or determination of ineligibility by any federal agency;
- b. have not been suspended, debarred, voluntarily excluded or determined ineligible by any federal agency within the past 3 years;
- c. do not have a proposed debarment pending; and,
- d. have not been indicted, convicted, or had a civil judgement rendered against (it) by a court of competent jurisdiction in any matter involving fraud or official misconduct within the past 3 years.

Exceptions will not necessarily result in denial of award, but will be considered in determining bidder responsibility. For any exception noted, indicate below to whom it applies, initiating agency, and dates of action. Providing false information may result in criminal prosecution or administrative sanctions.

(Insert Exceptions)

DBE Program Assurance:

NOTICE: In accordance with 49 CFR Part 26 the undersigned, a legally authorized representative of the bidder listed below, must complete this assurance.

By its signature affixed hereto, assures the Department that it will attain DBE participation as indicated:

Disadvantaged Business Enterprise _____ percent (blank to be filled in by bidder)

The foregoing quantities are considered to be approximate only and are given as the basis for comparison of bids. The Department of Transportation may increase or decrease the amount of any item or portion of the work as may be deemed necessary or expedient. Any such increase or decrease in the quantity for any item will not be regarded as a sufficient ground for an increase or decrease in the unit prices, nor in the time allowed for the completion of the work, except as provided in the contract.

Accompanying this proposal is a surety bond or a security of the bidder assigned to the Department of Transportation, for at least ten (10) percentum of total amount of the proposal, which deposit is to be forfeited as liquidated damages in case this proposal is accepted, and the undersigned shall fail to execute a contract with necessary bond, when required, for the performance of said contract with the Department of Transportation, under the conditions of this proposal, within twenty (20) days after date of official notice of the award of the contract as provided in the requirement and specifications hereto attached; otherwise said deposit is to be returned to the undersigned.

I/We are licensed, or have initiated the license application as required by Section 2502, Chapter 25, Title 30, of the Delaware Code.

By submission of this proposal, each person signing on behalf of the bidder, certifies as to its own organization, under penalty of perjury, that to the best of each signer's knowledge and belief:

1. The prices in this proposal have been arrived at independently without collusion, consultation, communication, or Agreement with any other bidder or with any competitor for the purpose of restricting competition.
2. Unless required by law, the prices which have been quoted in this proposal have not been knowingly disclosed and will not knowingly be disclosed by the bidder, directly or indirectly, to any other bidder or competitor prior to the opening of proposals.
3. No attempt has been made or will be made by the bidder to induce any other person, partnership, or corporation to submit or not to submit a proposal for the purpose of restricting competition.

I/We acknowledge receipt and incorporation of addenda to this proposal as follows:

No.	Date	No.	Date	No.	Date	No.	Date	No.	Date
-----	------	-----	------	-----	------	-----	------	-----	------

BIDDERS MUST ACKNOWLEDGE RECEIPT OF ALL ADDENDA

MUST INSERT DATE OF FINAL QUESTIONS AND ANSWERS ON WEBSITE:

Sealed and dated this _____ day of _____ in the year of our Lord two thousand _____ (20____).

Name of Bidder (Organization)

Corporate
Seal

By: _____
Authorized Signature

Attest _____

Title

SWORN TO AND SUBSCRIBED BEFORE ME this _____ day of _____, 20____.

Notary
Seal

Notary

BID BOND

TO ACCOMPANY PROPOSAL
(Not necessary if security is used)

KNOW ALL MEN BY THESE PRESENTS That: _____

of _____ in the County of _____ and State of _____ as
Principal, and _____ of _____ in the County of
_____ and State of _____ as **Surety**, legally authorized to do business in the State of
Delaware ("**State**"), are held and firmly unto the **State** in the sum of _____
Dollars (\$ _____), or _____ percent not to exceed _____

_____ Dollars (\$ _____) of amount of bid on
Contract No. T201220004.01, to be paid to the **State** for the use and benefit of its Department of
Transportation ("**DelDOT**") for which payment well and truly to be made, we do bind ourselves, our and
each of our heirs, executors, administrators, and successors, jointly and severally for and in the whole
firmly by these presents.

NOW THE CONDITION OF THIS OBLIGATION IS SUCH That if the above bounden **Principal**
who has submitted to the **DelDOT** a certain proposal to enter into this contract for the furnishing of
certain materiel and/or services within the **State**, shall be awarded this Contract, and if said **Principal**
shall well and truly enter into and execute this Contract as may be required by the terms of this Contract
and approved by the **DelDOT**, this Contract to be entered into within twenty days after the date of official
notice of the award thereof in accordance with the terms of said proposal, then this obligation shall be
void or else to be and remain in full force and virtue.

Sealed with _____ seal and dated this _____ day of _____ in the year of our Lord
two thousand and _____ (20____).

SEALED, AND DELIVERED IN THE
presence of

Name of Bidder (Organization)

Corporate
Seal

By: _____
Authorized Signature

Attest _____
Title

Name of **Surety**

Witness: _____ By: _____

Title