

STATE OF DELAWARE

This Copy is for information only.
You must request a CD from
DeIDOT in order to bid.



DEPARTMENT OF TRANSPORTATION

BID PROPOSAL

for

CONTRACT T201600901.01

FEDERAL AID PROJECT NO. ESTP-2015(31)

OPEN-END CONSTRUCTION SERVICES, SUSSEX COUNTY

SUSSEX COUNTY

ADVERTISEMENT DATE: October 12, 2015

COMPLETION TIME: 1,095 Calendar Days

SPECIFICATIONS FOR ROAD AND BRIDGE CONSTRUCTION
DELAWARE DEPARTMENT OF TRANSPORTATION
AUGUST 2001

Bids will be received in the Bidder's Room at the Delaware Department of Transportation's Administration Building, 800 Bay Road, Dover, Delaware until 2:00 P.M. local time **November 10, 2015**

Contract No.T201600901.01
Federal Aid Project No. ESTP-2015(31)

OPEN-END CONSTRUCTION SERVICES, SUSSEX COUNTY
SUSSEX COUNTY

GENERAL DESCRIPTION

LOCATION

These improvements are located in Sussex County more specifically shown on the Location Map(s) of the enclosed Plans.

DESCRIPTION

The improvements consist of furnishing all labor and materials for Open End Construction Services, Sussex County, and other incidental construction in accordance with the location, notes and details shown on the plans and as directed by the Engineer.

COMPLETION TIME

All work on this contract must be complete within 1,095 Calendar Days. It is the Department's intent to issue a Notice to Proceed such that work starts on or about December 1, 2015.

PROSPECTIVE BIDDERS NOTES:

1. BIDDERS MUST BE REGISTERED with DelDOT and request a cd of the official plans and specifications in order to submit a bid. Contact DelDOT at dot-ask@state.de.us, or (302) 760-2031.
2. QUESTIONS regarding this project are to be e-mailed to dot-ask@state.de.us no less than six business days prior to the proposal opening date in order to receive a response. Please include T201600901.01 in the subject line. Responses to inquiries are posted on-line at <http://www.bids.delaware.gov>.
3. This project incorporates the electronic bidding system **Expedite, version 5.9a**. Bidders wishing to use the electronic bidding option will find the installation file on the plan holders bid file disk. The installation file and instructions are also available on DelDOT's Website at: http://www.deldot.gov/information/business/bids/const_proj_bid_info.shtml.
4. Each proposal must be accompanied by a deposit of either surety bond or security for a sum equal to at least 10% of the bid.
5. No retainage will be withheld on this contract.
6. The Department's External Complaint Procedure can be viewed on DelDOT's Website at: <http://www.deldot.gov/information/business/>, or you may request a copy by calling (302) 760-2555.
7. **SPECIFICATIONS:** New Supplemental Specifications to the August 2001 Standard Specifications were issued November 24, 2014 and apply to this project. They can be [viewed here](#). The Department is currently updating the August 2001 Specifications for Road and Bridge Construction. Through this update, some Divisions were renumbered and some new ones were created and added. The **Specifications Note** document is for the use by the bidders to reference the new numbers to the past numbers used for bidding purposes on previous Department contracts.
8. **PLEASE NOTE** the requirements of special provision 'Changes to Project Documents During Advertisement' have moved to Supplemental Specifications, the special provision is no longer needed.
9. **PLEASE NOTE** federal requirements for the DBE program under [49CFR §26.53\(b\)\(3\)\(i\)\(B\)](#) have changed effective November 3, 2014. Submission of DBE participation information is now required from the lowest apparent bidder no later than seven (7) days after bid opening (*formerly 10 days*).
10. The three (3) separate tasks shown on this Proposal may be performed at the same time.

Contract No.T201600901.01
CONSTRUCTION ITEMS UNITS OF MEASURE

English Code	English Description	Multiply By	Metric Code	Metric Description	Suggested CEC Metric Code
ACRE	Acre	0.4047	ha	Hectare	HECTARE
BAG	Bag	N/A	Bag	Bag	BAG
C.F.	Cubic Foot	0.02832	m ³	Cubic Meter	M3
C.Y.	Cubic Yard	0.7646	m ³	Cubic Meter	M3
EA-DY	Each Day	N/A	EA-DY	Each Day	EA-DY
EA-MO	Each Month	N/A	EA-MO	Each Month	EA-MO
EA/NT	Each Night	N/A	EA-NT	Each Night	EA/NT
EACH	Each	N/A	EA	Each	EACH
GAL	Gallon	3.785	L	Liter	L
HOUR	Hour	N/A	h	Hour	HOUR
INCH	Inch	25.4	mm	Millimeter	MM
L.F.	Linear Foot	0.3048	m	Linear Meter	L.M.
L.S.	Lump Sum	N/A	L.S.	Lump Sum	L.S.
LA-MI	Lane Mile	1.609	LA-km	Lane-Kilometer	LA-KM
LB	Pound	0.4536	kg	Kilogram	KG
MFBM	Thousand Feet of Board Measure	2.3597	m ³	Cubic Meter	M3
MGAL	Thousand Gallons	3.785	kL	Kiloliter	KL
MILE	Mile	1.609	km	Kilometer	KM
S.F.	Square Foot	0.0929	m ²	Square Meter	M2
S.Y.	Square Yard	0.8361	m ²	Square Meter	M2
SY-IN	Square Yard-Inch	0.8495	m ² -25 mm	Square Meter-25 Millimeter	M2-25 MM
TON	Ton	.9072	t	Metric Ton (1000kg)	TON
N.A.*	Kip	4.448	kN	Kilonewton	N.A.*
N.A.*	Thousand Pounds per Square Inch	6.895	MPa	Megapascal	N.A.*

*Not used for units of measurement for payment.

TABLE OF CONTENTS

GENERAL DESCRIPTION.....	<u>i</u>
LOCATION.....	<u>i</u>
DESCRIPTION.....	<u>i</u>
COMPLETION TIME.....	<u>i</u>
PROSPECTIVE BIDDERS NOTES.....	<u>i</u>
CONSTRUCTION ITEMS UNITS OF MEASURE.....	<u>iii</u>
GENERAL NOTICES.....	<u>1</u>
SPECIFICATIONS.....	<u>1</u>
CLARIFICATIONS.....	<u>1</u>
ATTESTING TO NON-COLLUSION.....	<u>1</u>
QUANTITIES.....	<u>1</u>
PREFERENCE FOR DELAWARE LABOR.....	<u>1</u>
EQUALITY OF EMPLOYMENT OPPORTUNITY ON PUBLIC WORKS.....	<u>1</u>
TAX CLEARANCE.....	<u>2</u>
LICENSE.....	<u>2</u>
DIFFERING SITE CONDITIONS.....	<u>2</u>
CONFLICT WITH FEDERAL STATUTES OR REGULATIONS.....	<u>3</u>
FEDERAL LABOR AND EMPLOYMENT REQUIREMENTS.....	<u>3</u>
CONVICT PRODUCED MATERIALS:.....	<u>3</u>
TO REPORT BID RIGGING ACTIVITIES.....	<u>4</u>
NOTICE OF REQUIREMENT FOR AFFIRMATIVE ACTION.....	<u>5</u>
STANDARD FEDERAL EQUAL EMPLOYMENT OPPORTUNITY.....	<u>6</u>
TRAINING SPECIAL PROVISIONS.....	<u>9</u>
INTERMODAL SURFACE TRANSPORTATION EFFICIENCY ACT.....	<u>10</u>
DISADVANTAGED BUSINESS ENTERPRISE (DBE) PROGRAM SPECIFICATION.....	<u>10</u>
CRITICAL DBE REQUIREMENTS.....	<u>12</u>
GUIDANCE FOR GOOD FAITH EFFORT.....	<u>13</u>
REQUIRED CONTRACT PROVISIONS - FEDERAL-AID CONSTRUCTION CONTRACTS....	<u>15</u>
I. GENERAL.....	<u>15</u>
II. NONDISCRIMINATION.....	<u>15</u>
III. NONSEGREGATED FACILITIES.....	<u>19</u>
IV. DAVIS-BACON AND RELATED ACT PROVISIONS.....	<u>19</u>
V. CONTRACT WORK HOURS AND SAFETY STANDARDS ACT.....	<u>24</u>
VI. SUBLETTING OR ASSIGNING THE CONTRACT.....	<u>24</u>
VII. SAFETY: ACCIDENT PREVENTION.....	<u>25</u>
VIII. FALSE STATEMENTS CONCERNING HIGHWAY PROJECTS.....	<u>26</u>
IX. IMPLEMENTATION OF CLEAN AIR ACT AND FEDERAL WATER POLLUTION CONTROL ACT.....	<u>26</u>
X. CERTIFICATION REGARDING DEBARMENT, SUSPENSION, INELIGIBILITY.....	<u>26</u>
XI. CERTIFICATION REGARDING USE OF CONTRACT FUNDS FOR LOBBYING.....	<u>29</u>
APPENDICES TO THE TITLE VI ASSURANCE.....	<u>30</u>
PREVAILING WAGES.....	<u>32</u>
PREVAILING WAGE REQUIREMENTS.....	<u>32</u>
APPLICABILITY OF DAVIS-BACON LABOR STANDARD PROVISIONS TO FLAGGERS.....	<u>36</u>
ALL AGENCY MEMORANDUM NO. 130.....	<u>36</u>
SUPPLEMENTAL SPECIFICATIONS.....	<u>37</u>
SPECIAL PROVISIONS.....	<u>38</u>
CONSTRUCTION ITEM NUMBERS.....	<u>39</u>
401502 - ASPHALT CEMENT COST ADJUSTMENT.....	<u>40</u>
401699 - QUALITY CONTROL/QUALITY ASSURANCE OF BITUMINOUS CONCRETE....	<u>41</u>
401752 – SAFETY EDGE FOR ROADWAY PAVEMENT.....	<u>53</u>
401810 - BITUMINOUS CONCRETE, SUPERPAVE, TYPE B, 160 GYRATIONS, PG 64-22...	<u>54</u>

401813 - BITUMINOUS CONCRETE, SUPERPAVE, TYPE B, 160 GYRATIONS, PG 70-22. . .	<u>54</u>
401819 - BITUMINOUS CONCRETE, SUPERPAVE, BITUMINOUS CONCRETE BASE COURSE, 160 GYRATIONS, PG 64-22.	<u>54</u>
401821 - BITUMINOUS CONCRETE, SUPERPAVE, TYPE C, 160 GYRATIONS, PG 64-22, PATCHING.	<u>54</u>
401822 - BITUMINOUS CONCRETE, SUPERPAVE, TYPE B, 160 GYRATIONS, PG 64-22, PATCHING.	<u>54</u>
401823 - BITUMINOUS CONCRETE, SUPERPAVE, BITUMINOUS CONCRETE BASE COURSE, 160 GYRATIONS, PG 64-22, PATCHING.	<u>54</u>
401825 - BITUMINOUS CONCRETE, SUPERPAVE, TYPE B, 160 GYRATIONS, PG-64-22, WEDGE.	<u>54</u>
401830 - BITUMINOUS CONCRETE, SUPERPAVE, TYPE C, 160 GYRATIONS, PG 70-22, (NON-CARBONATE STONE).	<u>55</u>
503001 - PATCHING P.C.C. PAVEMENT, 6' TO 15', TYPE A.	<u>66</u>
503006 - DOWEL BARS.	<u>66</u>
612535 - CLEANING DRAINAGE PIPE, 15" - 24" DIA.	<u>72</u>
705528 - TEMPORARY CURB RAMP.	<u>73</u>
705530 - TRIANGULAR CHANNELIZING ISLANDS.	<u>74</u>
708508 - DRAINAGE SAFETY END STRUCTURE.	<u>76</u>
708585 - JUNCTION BOX, 48" X 30".	<u>77</u>
710501 - CONVERTING EXISTING CATCH BASIN TO MANHOLE.	<u>78</u>
710506 - ADJUST AND REPAIR EXISTING SANITARY MANHOLE.	<u>79</u>
744544 - ADJUST OR REPAIR EXISTING CONDUIT JUNCTION WELL.	<u>80</u>
748502 - RAISED/RECESSED PAVEMENT MARKER.	<u>81</u>
748548 - PERMANENT PAVEMENT STRIPING, EPOXY RESIN PAINT, WHITE/YELLOW, 5"	<u>82</u>
748530 - REMOVAL OF PAVEMENT STRIPING.	<u>91</u>
749687 - INSTALLATION OR REMOVAL OF TRAFFIC SIGN ON SINGLE SIGN POST.	<u>92</u>
749688 - INSTALLATION OF 4" DIAMETER HOLE, LESS THAN OR EQUAL TO 6" IN DEPTH	<u>93</u>
763597 - UTILITY CONSTRUCTION ENGINEERING.	<u>94</u>
763621 - CONSTRUCTION ENGINEERING, REHABILITATION.	<u>95</u>
907510 - COMPOST FILTER LOG.	<u>97</u>
UTILITY STATEMENT.	<u>99</u>
RIGHT OF WAY CERTIFICATE.	<u>108</u>
ENVIRONMENTAL STATEMENT.	<u>111</u>
RAILROAD STATEMENT.	<u>114</u>
BID PROPOSAL FORMS.	<u>117</u>
CERTIFICATION.	<u>128</u>
BID BOND.	<u>130</u>

GENERAL NOTICES

SPECIFICATIONS:

The specifications entitled "Delaware Standard Specifications for Road and Bridge Construction, August, 2001", hereinafter referred to as the Standard Specifications; Supplemental Standard Specifications; the Special Provisions; notes on the Plans; this Bid Proposal; and any addenda thereto, shall govern the work to be performed under this contract.

CLARIFICATIONS:

Under any Section or Item included in the Contract, the Contractor shall be aware that when requirements, responsibilities, and furnishing of materials are outlined in the details and notes on the Plans and in the paragraphs preceding the "Basis of Payment" paragraph in the Standard Specifications or Special Provisions, no interpretation shall be made that such stipulations are excluded because reiteration is not made in the "Basis of Payment" paragraph.

ATTESTING TO NON-COLLUSION:

The Department requires as a condition precedent to acceptance of bids a sworn statement executed by, or on behalf of, the person, firm, association, or corporation to whom such contract is to be awarded, certifying that such person, firm, association, or corporation has not, either directly or indirectly, entered into any agreement, participated in any collusion, or otherwise taken any action in restraint of free competitive bidding in connection with such contract. The form for this sworn statement is included in the proposal and must be properly executed in order to have the bid considered.

QUANTITIES:

The quantities shown are for comparison of bids only. The Department may increase or decrease any quantity or quantities without penalty or change in the bid price.

PREFERENCE FOR DELAWARE LABOR:

Delaware Code, Title 29, Chapter 69, Section 6962, Paragraph (d), Subsection (4)b

"In the construction of all public works for the State or any political subdivision thereof, or by firms contracting with the State or any political subdivision thereof, preference in employment of laborers, workmen or mechanics shall be given to bona fide legal citizens of the State who have established citizenship by residence of at least 90 days in the State. Each public works contract for the construction of public works for the State or any political subdivision thereof shall contain a stipulation that any person, company or corporation who violates this section shall pay a penalty to the Secretary of Finance equal to the amount of compensation paid to any person in violation of this section."

EQUALITY OF EMPLOYMENT OPPORTUNITY ON PUBLIC WORKS:

Delaware Code, Title 29, Chapter 69, Section 6962, Paragraph (d), Subsection (7)

"a. As a condition of the awarding of any contract for public works financed in whole or in part by State appropriation, such contracts shall include the following provisions:

'During the performance of this contract, the contractor agrees as follows:

1. The contractor will not discriminate against any employee or applicant for employment because of race, creed, color, sex, sexual orientation or natural origin. The contractor will take positive steps to ensure that applicants are employed, and that employees are treated during employment, without regard to their race, creed, color, sex, sexual orientation or national origin. Such action shall include, but not be limited to, the following: employment, upgrading, demotion or transfer; recruitment or recruitment advertising; layoff or termination; rates of pay or other forms of compensation; and selection for training, including apprenticeship. The contractor agrees to post in conspicuous places available to employees and applicants for employment notices to be provided by the contracting agency setting forth this nondiscrimination clause.

2. The contractor will, in all solicitations or advertisements for employees placed by or on behalf of the contractor, state that all qualified applicants will receive consideration for employment without regard to race, creed, color, sex or national origin.'

TAX CLEARANCE:

As payments to each vendor or contractor aggregate \$2,000, the Division of Accounting will report such vendor or contractor to the Division of Revenue, who will then check the vendor or contractor's compliance with tax requirements and take such further action as may be necessary to insure compliance.

LICENSE:

A person desiring to engage in business in this State as a contractor shall obtain a license upon making application to the Division of Revenue. Proof of said license compliance to be made prior to, or in conjunction with, the execution of a contract to which he has been named.

SUBCONTRACTOR LICENSE: 29 DEL. C. §6967:

(c) Any contractor that enters a public works contract must provide to the agency to which it is contracting, within 30 days of entering such public works contract, copies of all occupational and business licenses of subcontractors and/or independent contractors that will perform work for such public works contract. However, if a subcontractor or independent contractor is hired or contracted more than 20 days after the contractor entered the public works contract the occupational or business license of such subcontractor or independent contractor shall be provided to the agency within 10 days of being contracted or hired.

DIFFERING SITE CONDITIONS,

SUSPENSIONS OF WORK and SIGNIFICANT CHANGES IN THE CHARACTER OF WORK:

Differing site conditions: During the progress of the work, if subsurface or latent physical conditions are encountered at the site differing materially from those indicated in the contract or if unknown physical conditions of an unusual nature, differing materially from those ordinarily encountered and generally recognized as inherent in the work provided for in the contract are encountered at the site, the party discovering such conditions shall promptly notify the other party in writing of the specific differing conditions before they are disturbed and before the affected work is performed.

Upon written notification, the engineer will investigate the conditions, and if he/she determines that the conditions materially differ and cause an increase or decrease in the cost or time required for the performance of any work under the contract, an adjustment, excluding loss of anticipated profits, will be made and the contract modified in writing accordingly. The engineer will notify the contractor of his/her determination whether or not an adjustment of the contract is warranted.

No contract adjustment which results in a benefit to the contractor will be allowed unless the contractor has provided the required written notice. No contract adjustment will be allowed under their clause for any effects caused on unchanged work.

Suspensions of work ordered by the engineer: If the performance of all or any portion of the work is suspended or delayed by the engineer in writing for an unreasonable period of time (not originally anticipated, customary or inherent to the construction industry) and the contractor believes that additional compensation and/or contract time is due as a result of such suspension or delay, the contractor shall submit to the engineer in writing a request for adjustment within 7 calendar days of receipt of the notice to resume work. The request shall set forth the reasons and support for such adjustment.

Upon receipt, the engineer will evaluate the contractor's request. If the engineer agrees that the cost and/or time required for the performance of the contract has increased as a result of such suspension and the suspension was caused by conditions beyond the control of and not the fault of the contractor, its suppliers, or subcontractors at any approved tier, and not caused by weather, the engineer will make an adjustment (excluding profit) and modify the contract in writing accordingly. The engineer will notify the contractor of his/her determination whether or not an adjustment of the contract is warranted. No contract adjustment will be allowed unless the contractor has submitted the request for adjustment within the time prescribed.

No contract adjustment will be allowed under this clause to the extent that performance would have been suspended or delayed by any other cause, or for which an adjustment is provided for or excluded under any other term or condition of this contract.

Significant changes in the character of work: The engineer reserves the right to make, in writing, at any time during the work, such changes in quantities and such alterations in the work as are necessary to satisfactorily complete the project. Such changes in quantities and alterations shall not invalidate the contract nor release the surety, and the contractor agrees to perform the work as altered.

If the alterations or changes in quantities significantly change the character of the work under the contract, whether or not changed by any such different quantities or alterations, an adjustment, excluding loss of anticipated profits, will be made to the contract. The basis for the adjustment shall be agreed upon prior to the performance of the work. If a basis cannot be agreed upon, then an adjustment will be made either for or against the contractor in such amount as the engineer may determine to be fair and equitable.

The term "significant change" shall be construed to apply only to the following circumstances:

- (A) When the character of the work as altered differs materially in kind or nature from that involved or included in the original proposed construction or
- (B) When a major item of work, as defined elsewhere in the contract, is increased in excess of 125 percent or decreased below 75 percent of the original contract quantity. Any allowance for an increase in quantity shall apply only to that portion in excess of 125 percent of original contract item quantity, or in case of a decrease below 75 percent, to the actual amount of work performed.

CONFLICT WITH FEDERAL STATUTES OR REGULATIONS:

Delaware Code, Title 29, Chapter 69, Section 6904, Paragraph (a):

"If any provision of this subchapter conflicts or is inconsistent with any statute, rule or regulation of the federal government applicable to a project or activity, the cost of which is to be paid or reimbursed in whole or in part by the federal government, and due to such conflict or inconsistency the availability of federal funds may be jeopardized, such provision shall not apply to such project or activity."

FEDERAL LABOR AND EMPLOYMENT REQUIREMENTS

Federal Regulation 23 CFR § 635.117(b) Labor and employment, states:

"No procedures or requirement shall be imposed by any State which will operate to discriminate against the employment of labor from any other State, possession or territory of the United States, in the construction of a Federal-aid project."

CONVICT PRODUCED MATERIALS:

- (a) Materials produced after July 1, 1991, by convict labor may only be incorporated in a Federal-aid highway construction project if such materials have been:
 - (1) Produced by convicts who are on parole, supervised release, or probation from a prison or
 - (2) Produced in a qualified prison facility and the cumulative annual production amount of such materials for use in Federal-aid highway construction does not exceed the amount of such materials produced in such facility for use in Federal-aid highway construction during the 12-month period ending July 1, 1987.
- (b) Qualified prison facility means any prison facility in which convicts, during the 12-month period ending July 1, 1987, produced materials for use in Federal-aid highway construction projects.

TO REPORT BID RIGGING ACTIVITIES:

The U. S. Department of Transportation (DOT) operates the below toll-free "hotline" Monday through Friday, 8:00 a.m. to 5:00 p.m. eastern time. Anyone with knowledge of possible bid rigging, bidder collusion, or other fraudulent activities should use the "hotline" to report such activities.

The "hotline" is part of the DOT's continuing effort to identify and investigate highway construction contract fraud and abuse and is operated under the direction of the DOT Inspector General. All information will be treated confidentially and caller anonymity will be respected.

TO REPORT BID RIGGING ACTIVITIES
CALL 1-800-424-9071

NOTICE OF REQUIREMENT FOR AFFIRMATIVE ACTION
TO ENSURE EQUAL EMPLOYMENT OPPORTUNITY
(EXECUTIVE ORDER 11246)

1. The Offeror's or Bidder's attention is called to the "Equal Opportunity Clause" and the "Standard Federal Equal Employment Specifications" set forth herein.
2. The goals and timetables for minority and female participation, expressed in percentage terms for the Contractor's aggregate work force in each trade on all construction work in the covered area, are as follows:

Goals for Minority Participation In
Each Trade

12.3% (New Castle County)
14.5% (Kent & Sussex Counties)

Goals for Female Participation In
Each Trade

6.9% (Entire State)

These goals are applicable to all the Contractor's construction work (whether or not it is Federal or federally assisted) performed in the covered area. If the contractor performs construction work in a geographical area located outside of the covered area, it shall apply the goals established for such geographical area where the work is actually performed. With regard to this second area, the contractor also is subject to the goals for both its federally involved and non-federally involved construction.

The Contractor's compliance with the Executive Order and the Executive Order and the regulations in CFR Part 60-4 shall be based on its implementation of the Equal Opportunity Clause, specific affirmative action obligations required by the specifications set forth in 41 CFR 60-4.3(a), and its efforts to meet the goals. The hours of minority and female employment and training must be substantially uniform throughout the length of the contract, and in each trade, and the contractor shall make a good faith effort to employ minorities and women evenly on each of its projects. The transfer of minority or female employees or trainees from Contractor to Contractor or from project to project for the sole purpose of meeting the Contractor's goals shall be a violation of the contract, the Executive Order, and the regulations in 41 CFR Part 60-4. Compliance with the goals will be measured against the total work hours performed.

3. The Contractor shall provide written notification to the Director of the Office of Federal Contract Compliance Programs within 10 working days of award of any construction subcontract in excess of \$10,000 at any tier for construction work under the contract resulting from this solicitation. The notification shall list the name, address, and telephone number of the subcontractor; employer identification number of the subcontractor; estimated dollar amount of the subcontract; estimated starting and completion dates of the subcontract; and the geographical area in which the subcontract is to be performed.
4. As used in this Notice, and in the contract resulting from this solicitation, the "covered area" is Sussex County.

REV. 11-3-80

STANDARD FEDERAL EQUAL EMPLOYMENT OPPORTUNITY
CONSTRUCTION CONTRACT SPECIFICATIONS (EXECUTIVE ORDER 11246)

1. As used in these specifications:
 - a. "Covered area" means the geographical area described in the solicitation from which this contract resulted;
 - b. "Director" means Director, Office of Federal Contract Compliance Programs, United States Department of Labor, or any person to whom the Director delegates authority;
 - c. "Employer identification number" means the Federal Social Security number used on the Employer's Quarterly Federal Tax Return, U.S. Treasury Department Form 941.
 - d. "Minority" includes:
 - i. Black (all persons having origins in any of the Black African racial groups not of Hispanic origin);
 - ii. Hispanic (all persons of Mexican, Puerto Rican, Cuban, Central or South American or other Spanish Culture or origin, regardless of race);
 - iii. Asian and Pacific Islander (all persons having origins in any of the original peoples of the Far East, Southeast Asia, the Indian Subcontinent, or the Pacific Islands); and
 - iv. American Indian or Alaskan Native (all persons having origins in any of the original peoples of North America and maintaining identifiable tribal affiliations through membership and participation or community identification).
2. Whenever the Contractor, or any Subcontractor at any tier, subcontracts a portion of the work involving any construction trade, it shall physically include in each subcontract in excess of \$10,000 the provisions of these specifications and the Notice which contains the applicable goals for minority and female participation and which is set forth in the solicitations from which this contract resulted.
3. If the Contractor is participating (pursuant to 41 CFR 60-4.5) in a Hometown Plan approved by the U.S. Department of Labor in the covered area either individually or through an association, its affirmative action obligations on all work in the Plan area (including goals and timetables) shall be in accordance with that Plan for those trades which have unions participating in the Plan. Contractors must be able to demonstrate their participation in and compliance with the provisions of any such Hometown Plan. Each Contractor or Subcontractor participating in an approved Plan is individually required to comply with its obligations under the EEO clause, and to make a good faith effort to achieve each goal under the Plan in each trade in which it has employees. The overall good faith performance by other Contractors or Subcontractors toward a goal in an approved plan does not excuse any covered Contractor's or Subcontractor's failure to take good faith efforts to achieve the Plan goals and timetables.
4. The Contractor shall implement the specific affirmative action standards provided in paragraphs 7a through 7p of these specifications. The goals set forth in the solicitation from which this contract resulted are expressed as percentages of the total hours of employment and training of minority and female utilization the Contractor should reasonably be able to achieve in each construction trade in which it has employees in the covered area. Covered Construction contractors performing construction work in geographical areas where they do not have a Federal or federally assisted construction contract shall apply the minority and female goals established for the geographical area where the work is being performed. Goals are published periodically in the Federal Register in notice form, and such notices may be obtained from any Office of Federal Contract Compliance Program Office or from the Federal procurement contracting offices. The Contractor is expected to make substantially uniform progress in meeting its goals in each craft during the period specified.
5. Neither the provisions of any collective bargaining agreement, nor the failure by a union with whom the Contractor has a collective bargaining agreement, to refer either minorities or women shall excuse the Contractor's obligations under these specifications, Executive Order 11246, or the regulations promulgated pursuant thereto.
6. In order for the nonworking training hours of apprentices and trainees to be counted in meeting the goals, such apprentices and trainees must be employed by the Contractor during the training period, and the Contractor must have made a commitment to employ the apprentices and trainees at the completion of their training, subject to the availability of employment opportunities. Trainees must be trained pursuant to training programs approved by the U.S. Department of Labor.

7. The Contractor shall take specific affirmative actions to ensure equal employment opportunity. The evaluation of the Contractor's compliance with these specifications shall be based upon its effort to achieve maximum results from its actions. The Contractor shall document these efforts fully, and shall implement affirmative action steps at least as extensive as the following:
- a. Ensure and maintain a working environment free of harassment, intimidation, and coercion at all sites, and in all facilities at which the Contractor's employees are assigned to work. The Contractor, where possible, will assign two or more women to each construction project. The Contractor shall specifically ensure that all foremen, superintendents, and other on-site supervisory personnel are aware of and carry out the Contractor's obligation to maintain such a working environment, with specific attention to minority or female individuals working at such sites or in such facilities.
 - b. Establish and maintain a current list of minority and female recruitment sources, provide written notification to minority and female recruitment sources and to community organizations when the Contractor or its unions have employment opportunities available, and maintain a record of the organizations' responses.
 - c. Maintain a current file of the names, addresses and telephone numbers of each minority and female off-the-street applicant and minority or female referral from a union, a recruitment source or community organization and of what action was taken with respect to each such individual. If such individual was sent to the union hiring hall for referral and was not referred back to the Contractor by the union or, if referred, not employed by the Contractor, this shall be documented in the file with the reason therefor, along with whatever additional actions the Contractor may have taken.
 - d. Provide immediate written notification to the Director when the union or unions with which the Contractor has a collective bargaining agreement has not referred to the Contractor a minority person or woman sent by the Contractor, or when the Contractor has other information that the union referral process has impeded the Contractor's efforts to meet its obligations.
 - e. Develop on-the-job training opportunities and/or participate in training programs for the area which expressly include minorities and women, including upgrading programs and apprenticeship and trainee programs relevant to the Contractor's employment needs, especially those programs funded or approved by the Department of Labor. The Contractor shall provide notice of these programs to the sources compiled under 7b above.
 - f. Disseminate the Contractor's EEO policy by providing notice of the policy to unions and training programs and requesting their cooperation in assisting the Contractor in meeting its EEO obligations; by including it in any policy manual and collective bargaining agreement; by publicizing it in the company newspaper, annual report, etc.; by specific review of the policy with all management personnel and with all minority and female employees at least once a year; and by posting the company EEO policy on bulletin boards accessible to all employees at each location where construction work is performed.
 - g. Review, at least annually, the company's EEO policy and affirmative action obligations under these specifications with all employees having any responsibility for hiring, assignment, layoff, termination or other employment decisions including specific review of these items with on-site supervisory personnel such as Superintendents, General Foreman, etc., prior to the initiation of construction work at any job site. A written record shall be made and maintained identifying the time and place of these meetings, persons attending, subject matter discussed, and disposition of the subject matter.
 - h. Disseminate the Contractor's EEO policy externally by including it in any advertising in the news media, specifically including minority and female news media, and providing written notification to and discussing the Contractor's EEO policy with other Contractors and Subcontractors with whom the Contractor does or anticipates doing business.
 - i. Direct its recruitment efforts, both oral and written, to minority, female and community organizations, to schools with minority and female students and to minority and female recruitment and training organizations serving the Contractor's recruitment area and employment needs. Not later than one month prior to the date for the acceptance of applications for apprenticeship or other training by any recruitment source, the Contractor shall send written notification to organizations such as the above, describing the openings, screening procedures, and tests to be used in the selection process.
 - j. Encourage present minority and female employees to recruit other minority persons and women and, where reasonable, provide after school, summer and vacation employment to minority and female youth both on the site and in other areas of a Contractor's work force.
 - k. Validate all tests and other selection requirements where there is an obligation to do so under 41 CFR Part 60-3.

- l. Conduct, at least annually, an inventory and evaluation at least of all minority and female personnel for promotional opportunities and encourage these employees to seek or to prepare for, through appropriate training, etc., such opportunities.
 - m. Ensure that seniority practices, job classifications, work assignments and other personnel practices, do not have a discriminatory effect by continually monitoring all personnel and employment related activities to ensure that the EEO policy and the Contractor's obligations under these specifications are being carried out.
 - n. Ensure that all facilities and company activities are nonsegregated except that separate or single-user toilet and necessary changing facilities shall be provided to assure privacy between the sexes.
 - o. Document and maintain a record of all solicitations of offers for subcontractors from minority and female construction contractors and suppliers, including circulation of solicitations to minority and female contractor associations and other business associations.
 - p. Conduct a review, at least annually, of all supervisors' adherence to and performance under the Contractor's EEO policies and affirmative action obligations.
8. Contractors are encouraged to participate in voluntary associations which assist in fulfilling one or more of their affirmative action obligations (7a through p). The efforts of a contractor association, joint contractor-union, contractor-community, or other similar group of which the Contractor is a member and participant, may be asserted as fulfilling any one or more of its obligations under 7a through p of these Specifications provided that the Contractor actively participates in the group, makes every effort to assure that the group has a positive impact on the employment of minorities and women in the industry, ensures that the concrete benefits of the program are reflected in the Contractor's minority and female work force participating, makes a good faith effort to meet its individual goals and timetables, and can provide access to documentation which demonstrates the effectiveness of actions taken on behalf of the Contractor. The obligation to comply, however, is the Contractor's and failure of such a group to fulfill an obligation shall not be a defense for the Contractor's noncompliance.
9. A single goal for minorities and a separate single goal for women have been established. The Contractor, however, is required to provide equal employment opportunity and to take affirmative action for all minority groups, both male and female, and all women, both minority and non-minority. Consequently, the Contractor may be in violation of the Executive Order if a particular group is employed in a substantially disparate manner (for example, even though the Contractor has achieved its goals for women generally, the Contractor may be in violation of the Executive Order if a specific minority group of women is under utilized).
10. The Contractor shall not use the goals and timetables or affirmative action standards to discriminate against any person because of race, color, religion, sex, or national origin.
11. The Contractor shall not enter into any Subcontract with any person or firm debarred from Government contracts pursuant to Executive Order 11246.
12. The Contractor shall carry out such sanctions and penalties for violation of these specifications and of the Equal Opportunity Clause, including suspension, termination and cancellation of existing subcontracts as may be imposed or ordered pursuant to Executive Order 11246, as amended, and its implementing regulations, by the Order of Federal Contract Compliance Programs. Any Contractor who fails to carry out such sanctions and penalties shall be in violation of these specifications and Executive Order 11246, as amended.
13. The Contractor, in fulfilling its obligations under these specifications, shall implement specific affirmative action steps, at least as extensive as those standards prescribed in paragraph 7 of these specifications, so as to achieve maximum results from its efforts to ensure equal employment opportunity. If the Contractor fails to comply with the requirements of the Executive Order, the implementing regulations, or these specifications, the Director shall proceed in accordance with 41 CFR 60-4.8.
14. The Contractor shall designate a responsible official to monitor all employment-related activity to ensure that the company EEO policy is being carried out, to submit reports relating to the provisions hereof as may be required by the Government, and to keep records. Records shall at least include for each employee the name, address, telephone numbers, construction trade, union affiliation if any, employee identification number when assigned, social security number, race, sex, status (e.g., mechanic, apprentice,

trainee, helper, or laborer), dates of changes in status, hours worked per week in the indicated trade, rate of pay, and locations at which the work was performed. Records shall be maintained in an easily understandable and retrievable form; however, to the degree that existing records satisfy this requirement, contractors shall not be required to maintain separate records.

15. Nothing herein provided shall be construed as a limitation upon the application of other laws which establish different standards of compliance or upon the application of requirements for the hiring of local or other area residents (e.g., those under the Public Works Employment Act of 1977 and the Community Development Block Grant Program).

* * * * *

TRAINING SPECIAL PROVISIONS

This Training Special Provision supersedes subparagraph 7b of the Special Provision entitled "Specific Equal Employment Opportunity Responsibilities", (Attachment 1), and is in implementation of 23 U.S.C. 140(a). As part of the contractor's equal employment opportunity affirmative action program, training shall be provided as follows:

The contractor shall provide on-the-job training aimed at developing full journeyman in the type of trade or job classification involved.

The number of trainees to be trained under the special provision will be 0. In the event the contractor subcontracts a portion of the contract work, he shall determine how many, if any, of the trainees are to be trained by the subcontractor, provided however, that the contractor shall retain the primary responsibility for meeting the training requirements imposed by this special provision. The contractor shall also insure that this Training Special Provision is made applicable to such subcontract. Where feasible, 25 percent of apprentices or trainees in each occupation shall be in their first year apprenticeship or training.

The number of trainees shall be distributed among the work classification on the basis of the contractor's needs and the availability of journeymen in the various classifications within a reasonable area of recruitment. Prior to commencing construction, the contractor shall submit to the Department of Highways and Transportation for approval the number of trainees to be trained in each selected classification and training program to be used. Furthermore, the contractor shall specify the starting time for training in each of the classifications. The contractor will be credited for each trainee employed by him on the contract work who is currently enrolled or becomes enrolled in an approved program and will be reimbursed for such trainees as provided hereinafter.

Training and upgrading of minorities and women toward journeyman status is a primary objective of this Training Special Provision. Accordingly, the contractor shall make every effort to enroll minority trainees and women (e.g., by conducting systematic and direct recruitment through public and private sources likely to yield minority and women trainees) to the extent that such persons are available within a reasonable area of recruitment. The contractor will be responsible for demonstrating the steps that he has taken in pursuance thereof, prior to a determination as to whether the contractor is in compliance with this Training Special Provision. This training commitment is not intended, and not be used, to discriminate against any applicant for training, whether a member of a minority group or not.

No employee shall be employed as a trainee in any classification in which he has successfully completed a training course leading to journeyman status or in which he has been employed as a journeyman. The contractor should satisfy this requirement by including appropriate questions in the employee application or by other suitable means. Regardless of the method used the contractor's records should document the findings in each case.

The minimum length and type of training for each classification will be as established in the training program selected by the contractor and approved by the Department of Highways and Transportation and the Federal Highway Administration. The Department of Highways and Transportation and the Federal Highway Administration shall approve a program if it is reasonably calculated to meet the equal employment opportunity obligations of the contractor and to qualify the average trainee for journeyman status in the classification concerned by the end of the training period. Furthermore, apprenticeship programs registered with the U.S. Department of Labor, Bureau of Apprenticeship and Training, or with a State apprenticeship agency recognized by the Bureau and training programs approved but not necessarily sponsored by the U.S.

Department of Labor, Manpower Administration, Bureau of Apprenticeship and Training shall also be considered acceptable provided it is being administered in a manner consistent with the equal employment obligations of Federal-aid highway construction contracts. Approval or acceptance of a training program shall be obtained from the State prior to commencing work the classification covered by the program. It is the intention of these provisions that the training is to be provided in the construction crafts rather than clerk-typists or secretarial-type positions. Training is permissible in lower level management positions such as office engineers, estimators, timekeepers, etc., where the training is oriented toward construction applications. Training in the laborer classification may be permitted provided that significant and meaningful training is provided and approved by the division office. Some off-site training is permissible as long as the training is an integral part of an approved training program and does not comprise a significant part of the overall training.

Except as otherwise noted below, the contractor will be reimbursed 80 cents per hour of training given an employee on this contract in accordance with an approved training program. As approved by the engineer, reimbursement will be made for training persons in excess of the number specified herein. This reimbursement will be made even though the contractor receives additional training program funds from other sources, provided such other sources does not specifically prohibit the contractor from receiving other reimbursement. Reimbursement for off-site training indicated above may only be made to the contractor where he does one or more of the following and the trainees are concurrently employed on a Federal-aid project; contributes to the cost of the training; provides the instruction of the trainee; or pays the trainee's wages during the off-site training period.

No payment shall be made to the contractor if either the failure to provide the required training, or the failure to hire the trainees as a journeyman, is caused by the contractor and evidences a lack of good faith on the part of the contractor in meeting the requirements of this Training Special Provision. It is normally expected that a trainee will begin his training on the project as soon as feasible after start of work utilizing the skill involved and remain on the project as long as training opportunities exist in his work classification or until he has completed his training program. It is not required that all trainees be on board for the entire length of the contract. A contractor will have fulfilled his responsibilities under this Training Special Provision if he has provided acceptable training to the number of trainees specified. The number trained shall be determined on the basis of the total number enrolled on the contract for a significant period.

Trainees will be paid a least 60 percent of the appropriate minimum journeymen's rate specified in the contract for the first half of the of the training period, 75 percent for the third quarter of the training period, and 90 percent for the last quarter of the training period, unless apprentices or trainees is an approved existing program are enrolled as trainees on this project. In fact case, the appropriate rates approved by the Department of Labor or Transportation in connection with the existing program shall apply to all trainees being trained for the same classification who are covered by this Training Special Provisions.

The contractor shall furnish the trainee a copy of the program he will follow in providing the training. The contractor shall provide each trainee with a certification showing the type and length of training satisfactorily completed.

The contractor will provide for the maintenance of records and furnish periodic reports documenting his performance under this Training Special Provision.

* * * * *

INTERMODAL SURFACE TRANSPORTATION EFFICIENCY ACT & TRANSPORTATION EQUITY ACT

Recipients of Federal-aid highway funds authorized under Titles I (other than Part B) and V of the Intermodal Surface Transportation Efficiency Act of 1991 (ISTEA), or Titles I, III, and V of the Transportation Equity Act for the 21st Century (TEA-21) are required to comply with the regulations of 49 Code of Federal Regulations (CFR) Part 26 - Participation by Disadvantaged Business Enterprises in Department of Transportation Financial Assistance Programs.

DISADVANTAGED BUSINESS ENTERPRISE (DBE) PROGRAM SPECIFICATION

The U.S. Department of Transportation (DOT) requires that the Delaware Department of Transportation continue the established Disadvantaged Business Enterprise (DBE) Program for participation in U.S. DOT programs and that the program follow the final rules as stated in 49 CFR Part 26 and the Department's approved DBE Program plan.

The following definitions apply to this subpart:

Disadvantaged Business Enterprise or DBE means a for-profit small business concern (1) that is at least 51 percent owned by one or more individuals who are both socially and economically disadvantaged or, in the case of a corporation, in which 51 percent of the stock is owned by one or more such individuals; and, (2) whose management and daily business operations are controlled by one or more of the socially and economically disadvantaged individuals who own it.

DOT-assisted contract means any contract between a recipient and a contractor (at any tier) funded in whole or in part with DOT financial assistance, including letters of credit or loan guarantees, except a contract solely for the purchase of land.

Good Faith Efforts means efforts to achieve a DBE goal or other requirement of this part which, by their scope, intensity, and appropriateness to the objective, can reasonably be expected to fulfill the program requirement.

Joint Venture means an association of a DBE firm and one or more other firms to carry out a single, for-profit business enterprise, for which the parties combine their property, capital, efforts, skills and knowledge, and in which the DBE is responsible for a distinct, clearly defined portion of the work of the contract and whose share in the capital contribution, control, management, risks, and profits of the joint venture are commensurate with its ownership interest.

Race-conscious measure or program is one that is focused specifically on assisting only DBEs, including women-owned DBEs.

Race-neutral measure or program is one that is, or can be, used to assist all small businesses. For the purposes of this part, race-neutral includes gender neutrality.

Small Business concern means, with respect to firms seeking to participate as DBEs in DOT-assisted contracts, a small business concern as defined pursuant to section 3 of the Small Business Act and Small Business Administration regulations implementing it (13 CFR part 121) that also does not exceed the cap on average annual gross receipts specified in 49 CFR §26.65(b).

Socially and economically disadvantaged individuals means any individual who is a citizen (or lawfully admitted permanent resident) of the United States and who is - (1) any individual who a recipient finds to be a socially and economically disadvantaged individual on a case-by-case basis; (2) any individual in the following groups, members of which are rebuttably presumed to be socially and economically disadvantaged:

- (i) Black Americans which includes persons having origins in any of the Black racial groups of Africa;
- (ii) Hispanic Americans which includes persons of Mexican, Puerto Rican, Cuban, Dominican, Central or South American, or other Spanish or Portuguese culture or origin, regardless of race;
- (iii) Native Americans which includes persons who are American Indians, Eskimos, Aluets, or Native Hawaiians;
- (iv) Asian-Pacific Americans which includes persons whose origins are from Japan, China, Taiwan, Korea, Burma (Myanmar), Vietnam, Laos, Cambodia (Kampuchea), Thailand, Malaysia, Indonesia, the Philippines, Brunei, Samoa, Guam, the U.S. Trust Territories of the Pacific Islands (Republic of Palau), the Commonwealth of the Northern Marianas Islands, Macao, Fiji, Tonga, Kiribati, Juvalu, Nauru, Federated States of Micronesia, or Hong Kong;
- (v) Subcontinent Asian Americans which includes persons whose origins are from India, Pakistan, Bangladesh, Bhutan, the Maldives Islands, Nepal or Sri Lanka;
- (vi) Women;
- (vii) Any additional groups whose members are designated as socially and economically disadvantaged by the SBA, at such time as the SBA designation becomes effective.

DelDOT will establish specific goals for each particular DOT-assisted project which will be expressed as a percentage of the total dollar amount of contract bid. The specific contract goals for this contract are:

Disadvantaged Business Enterprise 9 % Percent

DelDOT continues to reserve the right to approve DBE subcontractors and all substitutions of DBE subcontractors prior to award and during the time of the contract.

Bidders are required to submit with their bids the completed DBE Program Assurance portion of the Certification document which will state the bidders intent of meeting the goals established for this contract; or in the instance where a contractor cannot meet the assigned DBE Goals for this contract, he/she shall at

the time of bid submit documentation required to verify that he/she has made a Good Faith Effort to meet the DBE Goals. Guidance for submitting a Good Faith Effort is identified in the next section and in the DBE Program Plan. Further, the apparent low bidder must submit to DelDOT within seven (7) calendar days after the bid opening, executed originals of each and every DBE subcontract to satisfy contract goals consistent with the DBE Program Assurance submitted as part of the bid package.

No contract work shall be performed by a DBE subcontractor until the executed DBE subcontract is approved in writing by DelDOT and the Department has issued the required Notice to Proceed. Any DBE subcontract relating to work to be performed pursuant to this contract, which is submitted to DelDOT for approval, must contain all DBE subcontractor information, the requirements contained in this contract, and must be fully executed by the contractor and DBE subcontractor.

Each contract between the prime contractor and each DBE subcontractor shall at the minimum include the following:

1. All pertinent provisions and requirements of the prime contract.
2. Description of the work to be performed by the DBE subcontractor.
3. The dollar value of each item of work to be completed by the DBE subcontractor and the bid price of each item of work to be completed by the DBE subcontractor.

* * * * *

CRITICAL DBE REQUIREMENTS

A bid may be held to be non-responsive and not considered if the required DBE information is not provided. In addition, the bidder may lose its bidding capability on Department projects and such other sanctions as the Department may impose. It is critical that the bidder understands:

1. In the event that the bidder cannot meet the DBE goal as set forth in this specification, he/she shall at the time of bid submit to the Department that percentage of the DBE Goal that will be met, if any, on the written and notarized assurance made a part of this contract. The contractor shall also at the time of bid submit all documentation that the contractor wishes to have the Department consider in determining that the contractor made a Good Faith Effort to meet contract DBE Goals. The Department will not accept Good Faith Effort documentation other than on the scheduled date and time of the bid opening. However, the Department may ask for clarification of information submitted should the need arise.
2. A bid which does not contain either a completely executed DBE Program Assurance and/or Good Faith Effort documentation, where appropriate, shall be declared non-responsive and shall not be considered by the Department.
3. Failure of the apparent low bidder to present originals of all DBE subcontracts to substantiate the volume of work to be performed by DBE's as indicated in the bid within seven (7) calendar days after the bid opening shall create a rebuttable presumption that the bid is not responsive.
4. Bidders are advised that failure to meet DBE Goals during the term of the contract may subject them to Department sanctions as identified in the DBE Program Plan.
5. In the execution of this contract, the successful bidder agrees to comply with the following contract clauses:

Prompt Payment: The prime contractor/consultant receiving payments shall, within 30 days of receipt of any payment, file a statement with the Department on a form to be determined by the Department that all subcontractors furnishing labor or material have been paid the full sum due them at the stage of the contract, except any funds withheld under the terms of the contract as required by Chapter 8, Title 17 of the Delaware Code, annotated and as amended. Any delay or postponement of payment from the above referenced time frame may occur only for good cause following written approval of DelDOT. This clause applies to both DBE and non-DBE subcontractors.

Retainage: The prime contractor agrees to return retainage to each subcontractor within 15 calendar days after the subcontractor's work is satisfactorily completed. Any delay or postponement of payment from the above referenced time frame may occur only for good cause following written approval of DelDOT. This clause covers both DBE and non-DBE subcontractors. As guidance, once a subcontractor has satisfactorily completed the physical work, and has given to the prime contractor a certified statement that all laborers, lower tier contractors, and materialmen who have furnished labor and materials to the subcontractor have been paid all monies due them, the prime contractor shall return retainage to the subcontractor within 15 calendar days.

6. In the execution of this contract, the successful bidder agrees to comply with the following contract assurance and will include this same language in each subcontractor contract:
"The contractor or subcontractor shall not discriminate on the basis of race, color, national origin, or sex in the performance of this contract. The contractor shall carry out applicable requirements of 49 CFR Part 26 in the award and administration of DOT-assisted contracts. Failure by the contractor to carry out these requirements is a material breach of this contract, which may result in the termination of this contract or such remedy as the recipient deems appropriate." 49 CFR Section 26.13
7. In addition to this specification, bidders must comply with all provisions of the rules and regulations adopted by the U.S. Department of Transportation for DBE participation in U.S. DOT and DelDOT Programs (49 CFR Part 26) and the Delaware Department of Transportation Disadvantaged Business Enterprise Program Plan; each of which is hereby incorporated and made part of this specification. Bidders are also reminded that they must be responsible and responsive bidders in all other aspects aside from the DBE Program in order to be awarded the contract.
8. In accordance with 49 CFR 26.53(f)(1), DelDOT requires that a prime contractor not terminate a DBE subcontractor without prior written consent from the DelDOT Civil Rights Office. This includes, but is not limited to, instances in which a prime contractor seeks to perform work originally designated for a DBE subcontractor with its own forces or those of an affiliate, a non-DBE firm, or with another DBE firm.

* * * * *

GUIDANCE FOR GOOD FAITH EFFORT

When the DBE Goals established for a contract by DelDOT are not met, the contractor shall demonstrate good faith efforts to meet the DBE contract goals. The contractor shall demonstrate that the efforts made were those that a contractor actively and aggressively seeking to meet the goals established by DelDOT would make, given all relevant circumstances. Evidence of this good faith effort will be submitted with the bid at the time of the bid opening.

The contractor is expected to demonstrate good faith efforts by actively and aggressively seeking out DBE participation in the project to the maximum extent, given all relevant circumstances. Following are the kinds of efforts that may be taken but are not deemed to be exclusive or exhaustive and DelDOT will consider other factors and types of efforts that may be relevant:

1. Efforts made to select portions of the work proposed to be performed by DBEs in order to increase the likelihood of achieving the stated goal. Selection of portions of work are required to at least equal the goal for DBE utilization specified in this contract.
2. Written notification at least ten (10) calendar days prior to the opening of a bid soliciting DBE interest in participating in the contract as a subcontractor or supplier and for specific items of work.
3. Efforts made to obtain and negotiate with DBE firms for specific items of work:
 - a. Description of the means by which firms were solicited (i.e. by telephone, e-mail, written notice, advertisement).
 - b. The names, addresses, telephone numbers of DBE's contacted, the dates of initial contact; and whether initial solicitations of interest were followed-up by contacting the DBEs to determine with certainty whether the DBEs were interested.
 - c. A description of the information provided to DBE firms regarding the plans, specifications and estimated quantities for portions of the work to be performed.
 - d. A statement of why additional agreements with DBE's were not reached in order to meet the projected goal.
 - e. Listing of each DBE contacted but not contracted and the reasons for not entering a contract.
4. Efforts made to assist DBEs that need assistance in obtaining bonding, insurance, or lines of credit required by the contractor.
5. Reasons why certified DBEs are not available or not interested.
6. Efforts to effectively use the services of available disadvantaged community organizations; disadvantaged contractor's groups; local, state and federal DBE assistance offices; and other organizations that provide assistance in recruitment and placement of DBEs.

The following are examples of actions that may not be used as justification by the contractor for failure to meet DBE contract goals:

1. Failure to contract with a DBE solely because the DBE was unable to provide performance and/or payment bonds.
2. Rejection of a DBE bid or quotation based on price alone.
3. Rejection of a DBE because of its union or non-union status.
4. Failure to contract with a DBE because the contractor normally would perform all or most of the work in the contract.

Administrative reconsideration:

Within five (5) days of being informed by DelDOT that it is not responsive because it has not documented sufficient good faith efforts, a bidder may request administrative reconsideration. Bidder should make this request in writing to the following reconsideration official: Director of Administration, DelDOT, P. O. Box 778, Dover, Delaware 19903. The reconsideration official will not have played any role in the original determination that the bidder did not document sufficient good faith efforts.

As part of this reconsideration, the bidder will have the opportunity to provide written documentation or argument concerning the issue of whether it met the goal or made adequate good faith efforts to do so. The bidder will have the opportunity to meet in person with the reconsideration official, explaining the basis for finding that the bidder did or did not meet the goal or make adequate good faith efforts to do so. The final decision made by the reconsideration official will be communicated to the bidder in writing. The result of the reconsideration process is not administratively appealable to the U.S. Department of Transportation.

* * * * *

REQUIRED CONTRACT PROVISIONS - FEDERAL-AID CONSTRUCTION CONTRACTS
(Exclusive of Appalachian Contracts)

FHWA-1273 -- Revised May 1, 2012 <http://www.fhwa.dot.gov/programadmin/contracts/1273/1273.docx>

- I. General
- II. Nondiscrimination
- III. Nonsegregated Facilities
- IV. Davis-Bacon and Related Act Provisions
- V. Contract Work Hours and Safety Standards Act Provisions
- VI. Subletting or Assigning the Contract
- VII. Safety: Accident Prevention
- VIII. False Statements Concerning Highway Projects
- IX. Implementation of Clean Air Act and Federal Water Pollution Control Act
- X. Compliance with Governmentwide Suspension and Debarment Requirements
- XI. Certification Regarding Use of Contract Funds for Lobbying

I. GENERAL

1. Form FHWA-1273 must be physically incorporated in each construction contract funded under Title 23 (excluding emergency contracts solely intended for debris removal). The contractor (or subcontractor) must insert this form in each subcontract and further require its inclusion in all lower tier subcontracts (excluding purchase orders, rental agreements and other agreements for supplies or services).

The applicable requirements of Form FHWA-1273 are incorporated by reference for work done under any purchase order, rental agreement or agreement for other services. The prime contractor shall be responsible for compliance by any subcontractor, lower-tier subcontractor or service provider.

Form FHWA-1273 must be included in all Federal-aid design-build contracts, in all subcontracts and in lower tier subcontracts (excluding subcontracts for design services, purchase orders, rental agreements and other agreements for supplies or services). The design-builder shall be responsible for compliance by any subcontractor, lower-tier subcontractor or service provider.

Contracting agencies may reference Form FHWA-1273 in bid proposal or request for proposal documents, however, the Form FHWA-1273 must be physically incorporated (not referenced) in all contracts, subcontracts and lower-tier subcontracts (excluding purchase orders, rental agreements and other agreements for supplies or services related to a construction contract).

2. Subject to the applicability criteria noted in the following sections, these contract provisions shall apply to all work performed on the contract by the contractor's own organization and with the assistance of workers under the contractor's immediate superintendence and to all work performed on the contract by piecework, station work, or by subcontract.
3. A breach of any of the stipulations contained in these Required Contract Provisions may be sufficient grounds for withholding of progress payments, withholding of final payment, termination of the contract, suspension / debarment or any other action determined to be appropriate by the contracting agency and FHWA.
4. Selection of Labor: During the performance of this contract, the contractor shall not use convict labor for any purpose within the limits of a construction project on a Federal-aid highway unless it is labor performed by convicts who are on parole, supervised release, or probation. The term Federal-aid highway does not include roadways functionally classified as local roads or rural minor collectors.

II. NONDISCRIMINATION

The provisions of this section related to 23 CFR Part 230 are applicable to all Federal-aid construction contracts and to all related construction subcontracts of \$10,000 or more. The provisions of 23 CFR Part 230 are not applicable to material supply, engineering, or architectural service contracts.

In addition, the contractor and all subcontractors must comply with the following policies: Executive Order 11246, 41 CFR 60, 29 CFR 1625-1627, Title 23 USC Section 140, the Rehabilitation Act of 1973, as amended (29 USC 794), Title VI of the Civil Rights Act of 1964, as amended, and related regulations including 49 CFR Parts 21, 26 and 27; and 23 CFR Parts 200, 230, and 633.

The contractor and all subcontractors must comply with: the requirements of the Equal Opportunity Clause in 41 CFR 60-1.4(b) and, for all construction contracts exceeding \$10,000, the Standard Federal Equal Employment Opportunity Construction Contract Specifications in 41 CFR 60-4.3.

Note: The U.S. Department of Labor has exclusive authority to determine compliance with Executive Order 11246 and the policies of the Secretary of Labor including 41 CFR 60, and 29 CFR 1625-1627. The contracting agency and the FHWA have the authority and the responsibility to ensure compliance with Title 23 USC Section 140, the Rehabilitation Act of 1973, as amended (29 USC 794), and Title VI of the Civil Rights Act of 1964, as amended, and related regulations including 49 CFR Parts 21, 26 and 27; and 23 CFR Parts 200, 230, and 633.

The following provision is adopted from 23 CFR 230, Appendix A, with appropriate revisions to conform to the U.S. Department of Labor (US DOL) and FHWA requirements.

1. Equal Employment Opportunity: Equal employment opportunity (EEO) requirements not to discriminate and to take affirmative action to assure equal opportunity as set forth under laws, executive orders, rules, regulations (28 CFR 35, 29 CFR 1630, 29 CFR 1625-1627, 41 CFR 60 and 49 CFR 27) and orders of the Secretary of Labor as modified by the provisions prescribed herein, and imposed pursuant to 23 U.S.C. 140 shall constitute the EEO and specific affirmative action standards for the contractor's project activities under this contract. The provisions of the Americans with Disabilities Act of 1990 (42 U.S.C. 12101 et seq.) set forth under 28 CFR 35 and 29 CFR 1630 are incorporated by reference in this contract. In the execution of this contract, the contractor agrees to comply with the following minimum specific requirement activities of EEO:
 - a. The contractor will work with the contracting agency and the Federal Government to ensure that it has made every good faith effort to provide equal opportunity with respect to all of its terms and conditions of employment and in their review of activities under the contract.
 - b. The contractor will accept as its operating policy the following statement:
"It is the policy of this Company to assure that applicants are employed, and that employees are treated during employment, without regard to their race, religion, sex, color, national origin, age or disability. Such action shall include: employment, upgrading, demotion, or transfer; recruitment or recruitment advertising; layoff or termination; rates of pay or other forms of compensation; and selection for training, including apprenticeship, pre-apprenticeship, and/or on-the-job training."
2. EEO Officer: The contractor will designate and make known to the contracting officers an EEO Officer who will have the responsibility for and must be capable of effectively administering and promoting an active EEO program and who must be assigned adequate authority and responsibility to do so.
3. Dissemination of Policy: All members of the contractor's staff who are authorized to hire, supervise, promote, and discharge employees, or who recommend such action, or who are substantially involved in such action, will be made fully cognizant of, and will implement, the contractor's EEO policy and contractual responsibilities to provide EEO in each grade and classification of employment. To ensure that the above agreement will be met, the following actions will be taken as a minimum:
 - a. Periodic meetings of supervisory and personnel office employees will be conducted before the start of work and then not less often than once every six months, at which time the contractor's EEO policy and its implementation will be reviewed and explained. The meetings will be conducted by the EEO Officer.
 - b. All new supervisory or personnel office employees will be given a thorough indoctrination by the EEO Officer, covering all major aspects of the contractor's EEO obligations within thirty days following their reporting for duty with the contractor.
 - c. All personnel who are engaged in direct recruitment for the project will be instructed by the EEO Officer in the contractor's procedures for locating and hiring minorities and women.

- d. Notices and posters setting forth the contractor's EEO policy will be placed in areas readily accessible to employees, applicants for employment and potential employees.
 - e. The contractor's EEO policy and the procedures to implement such policy will be brought to the attention of employees by means of meetings, employee handbooks, or other appropriate means.
4. Recruitment: When advertising for employees, the contractor will include in all advertisements for employees the notation: "An Equal Opportunity Employer." All such advertisements will be placed in publications having a large circulation among minorities and women in the area from which the project work force would normally be derived.
- a. The contractor will, unless precluded by a valid bargaining agreement, conduct systematic and direct recruitment through public and private employee referral sources likely to yield qualified minorities and women. To meet this requirement, the contractor will identify sources of potential minority group employees, and establish with such identified sources procedures whereby minority and women applicants may be referred to the contractor for employment consideration.
 - b. In the event the contractor has a valid bargaining agreement providing for exclusive hiring hall referrals, the contractor is expected to observe the provisions of that agreement to the extent that the system meets the contractor's compliance with EEO contract provisions. Where implementation of such an agreement has the effect of discriminating against minorities or women, or obligates the contractor to do the same, such implementation violates Federal nondiscrimination provisions.
 - c. The contractor will encourage its present employees to refer minorities and women as applicants for employment. Information and procedures with regard to referring such applicants will be discussed with employees.
5. Personnel Actions: Wages, working conditions, and employee benefits shall be established and administered, and personnel actions of every type, including hiring, upgrading, promotion, transfer, demotion, layoff, and termination, shall be taken without regard to race, color, religion, sex, national origin, age or disability. The following procedures shall be followed:
- a. The contractor will conduct periodic inspections of project sites to insure that working conditions and employee facilities do not indicate discriminatory treatment of project site personnel.
 - b. The contractor will periodically evaluate the spread of wages paid within each classification to determine any evidence of discriminatory wage practices.
 - c. The contractor will periodically review selected personnel actions in depth to determine whether there is evidence of discrimination. Where evidence is found, the contractor will promptly take corrective action. If the review indicates that the discrimination may extend beyond the actions reviewed, such corrective action shall include all affected persons.
 - d. The contractor will promptly investigate all complaints of alleged discrimination made to the contractor in connection with its obligations under this contract, will attempt to resolve such complaints, and will take appropriate corrective action within a reasonable time. If the investigation indicates that the discrimination may affect persons other than the complainant, such corrective action shall include such other persons. Upon completion of each investigation, the contractor will inform every complainant of all of their avenues of appeal.
6. Training and Promotion:
- a. The contractor will assist in locating, qualifying, and increasing the skills of minorities and women who are applicants for employment or current employees. Such efforts should be aimed at developing full journey level status employees in the type of trade or job classification involved.
 - b. Consistent with the contractor's work force requirements and as permissible under Federal and State regulations, the contractor shall make full use of training programs, i.e., apprenticeship, and on-the-job training programs for the geographical area of contract performance. In the event a special provision for training is provided under this contract, this subparagraph will be superseded as indicated in the special provision. The contracting agency may reserve training positions for persons who receive welfare assistance in accordance with 23 U.S.C. 140(a).

- c. The contractor will advise employees and applicants for employment of available training programs and entrance requirements for each.
 - d. The contractor will periodically review the training and promotion potential of employees who are minorities and women and will encourage eligible employees to apply for such training and promotion.
7. Unions: If the contractor relies in whole or in part upon unions as a source of employees, the contractor will use good faith efforts to obtain the cooperation of such unions to increase opportunities for minorities and women. Actions by the contractor, either directly or through a contractor's association acting as agent, will include the procedures set forth below:
- a. The contractor will use good faith efforts to develop, in cooperation with the unions, joint training programs aimed toward qualifying more minorities and women for membership in the unions and increasing the skills of minorities and women so that they may qualify for higher paying employment.
 - b. The contractor will use good faith efforts to incorporate an EEO clause into each union agreement to the end that such union will be contractually bound to refer applicants without regard to their race, color, religion, sex, national origin, age or disability.
 - c. The contractor is to obtain information as to the referral practices and policies of the labor union except that to the extent such information is within the exclusive possession of the labor union and such labor union refuses to furnish such information to the contractor, the contractor shall so certify to the contracting agency and shall set forth what efforts have been made to obtain such information.
 - d. In the event the union is unable to provide the contractor with a reasonable flow of referrals within the time limit set forth in the collective bargaining agreement, the contractor will, through independent recruitment efforts, fill the employment vacancies without regard to race, color, religion, sex, national origin, age or disability; making full efforts to obtain qualified and/or qualifiable minorities and women. The failure of a union to provide sufficient referrals (even though it is obligated to provide exclusive referrals under the terms of a collective bargaining agreement) does not relieve the contractor from the requirements of this paragraph. In the event the union referral practice prevents the contractor from meeting the obligations pursuant to Executive Order 11246, as amended, and these special provisions, such contractor shall immediately notify the contracting agency.
8. Reasonable Accommodation for Applicants / Employees with Disabilities: The contractor must be familiar with the requirements for and comply with the Americans with Disabilities Act and all rules and regulations established there under. Employers must provide reasonable accommodation in all employment activities unless to do so would cause an undue hardship.
9. Selection of Subcontractors, Procurement of Materials and Leasing of Equipment: The contractor shall not discriminate on the grounds of race, color, religion, sex, national origin, age or disability in the selection and retention of subcontractors, including procurement of materials and leases of equipment. The contractor shall take all necessary and reasonable steps to ensure nondiscrimination in the administration of this contract.
- a. The contractor shall notify all potential subcontractors and suppliers and lessors of their EEO obligations under this contract.
 - b. The contractor will use good faith efforts to ensure subcontractor compliance with their EEO obligations.
10. Assurance Required by 49 CFR 26.13(b):
- a. The requirements of 49 CFR Part 26 and the State DOT's U.S. DOT-approved DBE program are incorporated by reference.
 - b. The contractor or subcontractor shall not discriminate on the basis of race, color, national origin, or sex in the performance of this contract. The contractor shall carry out applicable requirements of 49 CFR Part 26 in the award and administration of DOT-assisted contracts. Failure by the contractor to carry out these requirements is a material breach of this contract, which may result in the termination of this contract or such other remedy as the contracting agency deems appropriate.

11. Records and Reports: The contractor shall keep such records as necessary to document compliance with the EEO requirements. Such records shall be retained for a period of three years following the date of the final payment to the contractor for all contract work and shall be available at reasonable times and places for inspection by authorized representatives of the contracting agency and the FHWA.
 - a. The records kept by the contractor shall document the following:
 - (1) The number and work hours of minority and non-minority group members and women employed in each work classification on the project;
 - (2) The progress and efforts being made in cooperation with unions, when applicable, to increase employment opportunities for minorities and women; and
 - (3) The progress and efforts being made in locating, hiring, training, qualifying, and upgrading minorities and women;
 - b. The contractors and subcontractors will submit an annual report to the contracting agency each July for the duration of the project, indicating the number of minority, women, and non-minority group employees currently engaged in each work classification required by the contract work. This information is to be reported on [Form FHWA-1391](#). The staffing data should represent the project work force on board in all or any part of the last payroll period preceding the end of July. If on-the-job training is being required by special provision, the contractor will be required to collect and report training data. The employment data should reflect the work force on board during all or any part of the last payroll period preceding the end of July.

III. NONSEGREGATED FACILITIES

This provision is applicable to all Federal-aid construction contracts and to all related construction subcontracts of \$10,000 or more.

The contractor must ensure that facilities provided for employees are provided in such a manner that segregation on the basis of race, color, religion, sex, or national origin cannot result. The contractor may neither require such segregated use by written or oral policies nor tolerate such use by employee custom. The contractor's obligation extends further to ensure that its employees are not assigned to perform their services at any location, under the contractor's control, where the facilities are segregated. The term "facilities" includes waiting rooms, work areas, restaurants and other eating areas, time clocks, restrooms, washrooms, locker rooms, and other storage or dressing areas, parking lots, drinking fountains, recreation or entertainment areas, transportation, and housing provided for employees. The contractor shall provide separate or single-user restrooms and necessary dressing or sleeping areas to assure privacy between sexes.

IV. DAVIS-BACON AND RELATED ACT PROVISIONS

This section is applicable to all Federal-aid construction projects exceeding \$2,000 and to all related subcontracts and lower-tier subcontracts (regardless of subcontract size). The requirements apply to all projects located within the right-of-way of a roadway that is functionally classified as Federal-aid highway. This excludes roadways functionally classified as local roads or rural minor collectors, which are exempt. Contracting agencies may elect to apply these requirements to other projects.

The following provisions are from the U.S. Department of Labor regulations in 29 CFR 5.5 "Contract provisions and related matters" with minor revisions to conform to the FHWA-1273 format and FHWA program requirements.

1. Minimum wages

- a. All laborers and mechanics employed or working upon the site of the work, will be paid unconditionally and not less often than once a week, and without subsequent deduction or rebate on any account (except such payroll deductions as are permitted by regulations issued by the Secretary of Labor under the Copeland Act (29 CFR part 3)), the full amount of wages and bona fide fringe benefits (or cash equivalents thereof) due at time of payment computed at rates not less than those contained in the wage determination of the Secretary of Labor which is attached hereto and made a part hereof, regardless of any contractual relationship which may be alleged to exist between the contractor and such laborers and mechanics.

Contributions made or costs reasonably anticipated for bona fide fringe benefits under section 1(b)(2) of the Davis-Bacon Act on behalf of laborers or mechanics are considered wages paid to such laborers or mechanics, subject to the provisions of paragraph 1.d. of this section; also, regular contributions made or costs incurred for more than a weekly period (but not less often than quarterly) under plans, funds, or programs which cover the particular weekly period, are deemed to be constructively made or incurred during such weekly period. Such laborers and mechanics shall be paid the appropriate wage rate and fringe benefits on the wage determination for the classification of work actually performed, without regard to skill, except as provided in 29 CFR 5.5(a)(4). Laborers or mechanics performing work in more than one classification may be compensated at the rate specified for each classification for the time actually worked therein: Provided, That the employer's payroll records accurately set forth the time spent in each classification in which work is performed. The wage determination (including any additional classification and wage rates conformed under paragraph 1.b. of this section) and the Davis-Bacon poster (WH-1321) shall be posted at all times by the contractor and its subcontractors at the site of the work in a prominent and accessible place where it can be easily seen by the workers.

- b. (1) The contracting officer shall require that any class of laborers or mechanics, including helpers, which is not listed in the wage determination and which is to be employed under the contract shall be classified in conformance with the wage determination. The contracting officer shall approve an additional classification and wage rate and fringe benefits therefore only when the following criteria have been met:
 - (i) The work to be performed by the classification requested is not performed by a classification in the wage determination; and
 - (ii) The classification is utilized in the area by the construction industry; and
 - (iii) The proposed wage rate, including any bona fide fringe benefits, bears a reasonable relationship to the wage rates contained in the wage determination.
- (2) If the contractor and the laborers and mechanics to be employed in the classification (if known), or their representatives, and the contracting officer agree on the classification and wage rate (including the amount designated for fringe benefits where appropriate), a report of the action taken shall be sent by the contracting officer to the Administrator of the Wage and Hour Division, Employment Standards Administration, U.S. Department of Labor, Washington, DC 20210. The Administrator, or an authorized representative, will approve, modify, or disapprove every additional classification action within 30 days of receipt and so advise the contracting officer or will notify the contracting officer within the 30-day period that additional time is necessary.
- (3) In the event the contractor, the laborers or mechanics to be employed in the classification or their representatives, and the contracting officer do not agree on the proposed classification and wage rate (including the amount designated for fringe benefits, where appropriate), the contracting officer shall refer the questions, including the views of all interested parties and the recommendation of the contracting officer, to the Wage and Hour Administrator for determination. The Wage and Hour Administrator, or an authorized representative, will issue a determination within 30 days of receipt and so advise the contracting officer or will notify the contracting officer within the 30-day period that additional time is necessary.
- (4) The wage rate (including fringe benefits where appropriate) determined pursuant to paragraphs 1.b.(2) or 1.b.(3) of this section, shall be paid to all workers performing work in the classification under this contract from the first day on which work is performed in the classification.
- c. Whenever the minimum wage rate prescribed in the contract for a class of laborers or mechanics includes a fringe benefit which is not expressed as an hourly rate, the contractor shall either pay the benefit as stated in the wage determination or shall pay another bona fide fringe benefit or an hourly cash equivalent thereof.
- d. If the contractor does not make payments to a trustee or other third person, the contractor may consider as part of the wages of any laborer or mechanic the amount of any costs reasonably anticipated in providing bona fide fringe benefits under a plan or program, Provided, That the Secretary of Labor has found, upon the written request of the contractor, that the applicable standards of the Davis-Bacon Act have been met. The Secretary of Labor may require the contractor to set aside in a separate account assets for the meeting of obligations under the plan or program.

2. Withholding

The contracting agency shall upon its own action or upon written request of an authorized representative of the Department of Labor, withhold or cause to be withheld from the contractor under this contract, or any other Federal contract with the same prime contractor, or any other federally-assisted contract subject to Davis-Bacon prevailing wage requirements, which is held by the same prime contractor, so much of the accrued payments or advances as may be considered necessary to pay laborers and mechanics, including apprentices, trainees, and helpers, employed by the contractor or any subcontractor the full amount of wages required by the contract. In the event of failure to pay any laborer or mechanic, including any apprentice, trainee, or helper, employed or working on the site of the work, all or part of the wages required by the contract, the contracting agency may, after written notice to the contractor, take such action as may be necessary to cause the suspension of any further payment, advance, or guarantee of funds until such violations have ceased.

3. Payrolls and basic records

- a. Payrolls and basic records relating thereto shall be maintained by the contractor during the course of the work and preserved for a period of three years thereafter for all laborers and mechanics working at the site of the work. Such records shall contain the name, address, and social security number of each such worker, his or her correct classification, hourly rates of wages paid (including rates of contributions or costs anticipated for bona fide fringe benefits or cash equivalents thereof of the types described in section 1(b)(2)(B) of the Davis-Bacon Act), daily and weekly number of hours worked, deductions made and actual wages paid. Whenever the Secretary of Labor has found under 29 CFR 5.5(a)(1)(iv) that the wages of any laborer or mechanic include the amount of any costs reasonably anticipated in providing benefits under a plan or program described in section 1(b)(2)(B) of the Davis-Bacon Act, the contractor shall maintain records which show that the commitment to provide such benefits is enforceable, that the plan or program is financially responsible, and that the plan or program has been communicated in writing to the laborers or mechanics affected, and records which show the costs anticipated or the actual cost incurred in providing such benefits. Contractors employing apprentices or trainees under approved programs shall maintain written evidence of the registration of apprenticeship programs and certification of trainee programs, the registration of the apprentices and trainees, and the ratios and wage rates prescribed in the applicable programs.
- b. (1) The contractor shall submit weekly for each week in which any contract work is performed a copy of all payrolls to the contracting agency. The payrolls submitted shall set out accurately and completely all of the information required to be maintained under 29 CFR 5.5(a)(3)(i), except that full social security numbers and home addresses shall not be included on weekly transmittals. Instead the payrolls shall only need to include an individually identifying number for each employee (e.g., the last four digits of the employee's social security number). The required weekly payroll information may be submitted in any form desired. Optional Form WH-347 is available for this purpose from the Wage and Hour Division Web site at <http://www.dol.gov/esa/whd/forms/wh347instr.htm> or its successor site. The prime contractor is responsible for the submission of copies of payrolls by all subcontractors. Contractors and subcontractors shall maintain the full social security number and current address of each covered worker, and shall provide them upon request to the contracting agency for transmission to the State DOT, the FHWA or the Wage and Hour Division of the Department of Labor for purposes of an investigation or audit of compliance with prevailing wage requirements. It is not a violation of this section for a prime contractor to require a subcontractor to provide addresses and social security numbers to the prime contractor for its own records, without weekly submission to the contracting agency.
- (2) Each payroll submitted shall be accompanied by a "Statement of Compliance," signed by the contractor or subcontractor or his or her agent who pays or supervises the payment of the persons employed under the contract and shall certify the following:
 - (i) That the payroll for the payroll period contains the information required to be provided under §5.5 (a)(3)(ii) of Regulations, 29 CFR part 5, the appropriate information is being maintained under §5.5 (a)(3)(i) of Regulations, 29 CFR part 5, and that such information is correct and complete;
 - (ii) That each laborer or mechanic (including each helper, apprentice, and trainee) employed on the contract during the payroll period has been paid the full weekly wages earned, without

rebate, either directly or indirectly, and that no deductions have been made either directly or indirectly from the full wages earned, other than permissible deductions as set forth in Regulations, 29 CFR part 3;

(iii) That each laborer or mechanic has been paid not less than the applicable wage rates and fringe benefits or cash equivalents for the classification of work performed, as specified in the applicable wage determination incorporated into the contract.

(3) The weekly submission of a properly executed certification set forth on the reverse side of Optional Form WH-347 shall satisfy the requirement for submission of the "Statement of Compliance" required by paragraph 3.b.(2) of this section.

(4) The falsification of any of the above certifications may subject the contractor or subcontractor to civil or criminal prosecution under section 1001 of title 18 and section 231 of title 31 of the United States Code.

c. The contractor or subcontractor shall make the records required under paragraph 3.a. of this section available for inspection, copying, or transcription by authorized representatives of the contracting agency, the State DOT, the FHWA, or the Department of Labor, and shall permit such representatives to interview employees during working hours on the job. If the contractor or subcontractor fails to submit the required records or to make them available, the FHWA may, after written notice to the contractor, the contracting agency or the State DOT, take such action as may be necessary to cause the suspension of any further payment, advance, or guarantee of funds. Furthermore, failure to submit the required records upon request or to make such records available may be grounds for debarment action pursuant to 29 CFR 5.12.

4. Apprentices and trainees

a. Apprentices (programs of the USDOL).

Apprentices will be permitted to work at less than the predetermined rate for the work they performed when they are employed pursuant to and individually registered in a bona fide apprenticeship program registered with the U.S. Department of Labor, Employment and Training Administration, Office of Apprenticeship Training, Employer and Labor Services, or with a State Apprenticeship Agency recognized by the Office, or if a person is employed in his or her first 90 days of probationary employment as an apprentice in such an apprenticeship program, who is not individually registered in the program, but who has been certified by the Office of Apprenticeship Training, Employer and Labor Services or a State Apprenticeship Agency (where appropriate) to be eligible for probationary employment as an apprentice.

The allowable ratio of apprentices to journeymen on the job site in any craft classification shall not be greater than the ratio permitted to the contractor as to the entire work force under the registered program. Any worker listed on a payroll at an apprentice wage rate, who is not registered or otherwise employed as stated above, shall be paid not less than the applicable wage rate on the wage determination for the classification of work actually performed. In addition, any apprentice performing work on the job site in excess of the ratio permitted under the registered program shall be paid not less than the applicable wage rate on the wage determination for the work actually performed. Where a contractor is performing construction on a project in a locality other than that in which its program is registered, the ratios and wage rates (expressed in percentages of the journeyman's hourly rate) specified in the contractor's or subcontractor's registered program shall be observed.

Every apprentice must be paid at not less than the rate specified in the registered program for the apprentice's level of progress, expressed as a percentage of the journeymen hourly rate specified in the applicable wage determination. Apprentices shall be paid fringe benefits in accordance with the provisions of the apprenticeship program. If the apprenticeship program does not specify fringe benefits, apprentices must be paid the full amount of fringe benefits listed on the wage determination for the applicable classification. If the Administrator determines that a different practice prevails for the applicable apprentice classification, fringes shall be paid in accordance with that determination. In the event the Office of Apprenticeship Training, Employer and Labor Services, or a State Apprenticeship Agency recognized by the Office, withdraws approval of an apprenticeship program, the contractor will no longer be permitted to utilize apprentices at less than the applicable predetermined rate for the work performed until an acceptable program is approved.

b. Trainees (programs of the USDOL).

Except as provided in 29 CFR 5.16, trainees will not be permitted to work at less than the predetermined rate for the work performed unless they are employed pursuant to and individually registered in a program which has received prior approval, evidenced by formal certification by the U.S. Department of Labor, Employment and Training Administration.

The ratio of trainees to journeymen on the job site shall not be greater than permitted under the plan approved by the Employment and Training Administration.

Every trainee must be paid at not less than the rate specified in the approved program for the trainee's level of progress, expressed as a percentage of the journeyman hourly rate specified in the applicable wage determination. Trainees shall be paid fringe benefits in accordance with the provisions of the trainee program. If the trainee program does not mention fringe benefits, trainees shall be paid the full amount of fringe benefits listed on the wage determination unless the Administrator of the Wage and Hour Division determines that there is an apprenticeship program associated with the corresponding journeyman wage rate on the wage determination which provides for less than full fringe benefits for apprentices. Any employee listed on the payroll at a trainee rate who is not registered and participating in a training plan approved by the Employment and Training Administration shall be paid not less than the applicable wage rate on the wage determination for the classification of work actually performed. In addition, any trainee performing work on the job site in excess of the ratio permitted under the registered program shall be paid not less than the applicable wage rate on the wage determination for the work actually performed.

In the event the Employment and Training Administration withdraws approval of a training program, the contractor will no longer be permitted to utilize trainees at less than the applicable predetermined rate for the work performed until an acceptable program is approved.

- c. Equal employment opportunity. The utilization of apprentices, trainees and journeymen under this part shall be in conformity with the equal employment opportunity requirements of Executive Order 11246, as amended, and 29 CFR part 30.
- d. Apprentices and Trainees (programs of the U.S. DOT).
Apprentices and trainees working under apprenticeship and skill training programs which have been certified by the Secretary of Transportation as promoting EEO in connection with Federal-aid highway construction programs are not subject to the requirements of paragraph 4 of this Section IV. The straight time hourly wage rates for apprentices and trainees under such programs will be established by the particular programs. The ratio of apprentices and trainees to journeymen shall not be greater than permitted by the terms of the particular program.
5. Compliance with Copeland Act requirements. The contractor shall comply with the requirements of 29 CFR part 3, which are incorporated by reference in this contract.
6. Subcontracts. The contractor or subcontractor shall insert Form FHWA-1273 in any subcontracts and also require the subcontractors to include Form FHWA-1273 in any lower tier subcontracts. The prime contractor shall be responsible for the compliance by any subcontractor or lower tier subcontractor with all the contract clauses in 29 CFR 5.5.
7. Contract termination: debarment. A breach of the contract clauses in 29 CFR 5.5 may be grounds for termination of the contract, and for debarment as a contractor and a subcontractor as provided in 29 CFR 5.12.
8. Compliance with Davis-Bacon and Related Act requirements. All rulings and interpretations of the Davis-Bacon and Related Acts contained in 29 CFR parts 1, 3, and 5 are herein incorporated by reference in this contract.
9. Disputes concerning labor standards. Disputes arising out of the labor standards provisions of this contract shall not be subject to the general disputes clause of this contract. Such disputes shall be resolved in accordance with the procedures of the Department of Labor set forth in 29 CFR parts 5, 6, and 7. Disputes within the meaning of this clause include disputes between the contractor (or any of its subcontractors) and the contracting agency, the U.S. Department of Labor, or the employees or their representatives.

10. Certification of eligibility.

- a. By entering into this contract, the contractor certifies that neither it (nor he or she) nor any person or firm who has an interest in the contractor's firm is a person or firm ineligible to be awarded Government contracts by virtue of section 3(a) of the Davis-Bacon Act or 29 CFR 5.12(a)(1).
- b. No part of this contract shall be subcontracted to any person or firm ineligible for award of a Government contract by virtue of section 3(a) of the Davis-Bacon Act or 29 CFR 5.12(a)(1).
- c. The penalty for making false statements is prescribed in the U.S. Criminal Code, 18 U.S.C. 1001.

V. CONTRACT WORK HOURS AND SAFETY STANDARDS ACT

The following clauses apply to any Federal-aid construction contract in an amount in excess of \$100,000 and subject to the overtime provisions of the Contract Work Hours and Safety Standards Act. These clauses shall be inserted in addition to the clauses required by 29 CFR 5.5(a) or 29 CFR 4.6. As used in this paragraph, the terms laborers and mechanics include watchmen and guards.

1. Overtime requirements. No contractor or subcontractor contracting for any part of the contract work which may require or involve the employment of laborers or mechanics shall require or permit any such laborer or mechanic in any workweek in which he or she is employed on such work to work in excess of forty hours in such workweek unless such laborer or mechanic receives compensation at a rate not less than one and one-half times the basic rate of pay for all hours worked in excess of forty hours in such workweek.
2. Violation; liability for unpaid wages; liquidated damages. In the event of any violation of the clause set forth in paragraph (1.) of this section, the contractor and any subcontractor responsible therefor shall be liable for the unpaid wages. In addition, such contractor and subcontractor shall be liable to the United States (in the case of work done under contract for the District of Columbia or a territory, to such District or to such territory), for liquidated damages. Such liquidated damages shall be computed with respect to each individual laborer or mechanic, including watchmen and guards, employed in violation of the clause set forth in paragraph (1.) of this section, in the sum of \$10 for each calendar day on which such individual was required or permitted to work in excess of the standard workweek of forty hours without payment of the overtime wages required by the clause set forth in paragraph (1.) of this section.
3. Withholding for unpaid wages and liquidated damages. The FHWA or the contracting agency shall upon its own action or upon written request of an authorized representative of the Department of Labor withhold or cause to be withheld, from any moneys payable on account of work performed by the contractor or subcontractor under any such contract or any other Federal contract with the same prime contractor, or any other federally-assisted contract subject to the Contract Work Hours and Safety Standards Act, which is held by the same prime contractor, such sums as may be determined to be necessary to satisfy any liabilities of such contractor or subcontractor for unpaid wages and liquidated damages as provided in the clause set forth in paragraph (2.) of this section.
4. Subcontracts. The contractor or subcontractor shall insert in any subcontracts the clauses set forth in paragraph (1.) through (4.) of this section and also a clause requiring the subcontractors to include these clauses in any lower tier subcontracts. The prime contractor shall be responsible for compliance by any subcontractor or lower tier subcontractor with the clauses set forth in paragraphs (1.) through (4.) of this section.

VI. SUBLETTING OR ASSIGNING THE CONTRACT

This provision is applicable to all Federal-aid construction contracts on the National Highway System.

1. The contractor shall perform with its own organization contract work amounting to not less than 30 percent (or a greater percentage if specified elsewhere in the contract) of the total original contract price, excluding any specialty items designated by the contracting agency. Specialty items may be performed by subcontract and the amount of any such specialty items performed may be deducted from the total original contract price before computing the amount of work required to be performed by the contractor's own organization (23 CFR 635.116).

- a. The term “perform work with its own organization” refers to workers employed or leased by the prime contractor, and equipment owned or rented by the prime contractor, with or without operators. Such term does not include employees or equipment of a subcontractor or lower tier subcontractor, agents of the prime contractor, or any other assignees. The term may include payments for the costs of hiring leased employees from an employee leasing firm meeting all relevant Federal and State regulatory requirements. Leased employees may only be included in this term if the prime contractor meets all of the following conditions:
 - (1) the prime contractor maintains control over the supervision of the day-to-day activities of the leased employees;
 - (2) the prime contractor remains responsible for the quality of the work of the leased employees;
 - (3) the prime contractor retains all power to accept or exclude individual employees from work on the project; and
 - (4) the prime contractor remains ultimately responsible for the payment of predetermined minimum wages, the submission of payrolls, statements of compliance and all other Federal regulatory requirements.
 - b. "Specialty Items" shall be construed to be limited to work that requires highly specialized knowledge, abilities, or equipment not ordinarily available in the type of contracting organizations qualified and expected to bid or propose on the contract as a whole and in general are to be limited to minor components of the overall contract.
2. The contract amount upon which the requirements set forth in paragraph (1) of Section VI is computed includes the cost of material and manufactured products which are to be purchased or produced by the contractor under the contract provisions.
 3. The contractor shall furnish (a) a competent superintendent or supervisor who is employed by the firm, has full authority to direct performance of the work in accordance with the contract requirements, and is in charge of all construction operations (regardless of who performs the work) and (b) such other of its own organizational resources (supervision, management, and engineering services) as the contracting officer determines is necessary to assure the performance of the contract.
 4. No portion of the contract shall be sublet, assigned or otherwise disposed of except with the written consent of the contracting officer, or authorized representative, and such consent when given shall not be construed to relieve the contractor of any responsibility for the fulfillment of the contract. Written consent will be given only after the contracting agency has assured that each subcontract is evidenced in writing and that it contains all pertinent provisions and requirements of the prime contract.
 5. The 30% self-performance requirement of paragraph (1) is not applicable to design-build contracts; however, contracting agencies may establish their own self-performance requirements.

VII. SAFETY: ACCIDENT PREVENTION

This provision is applicable to all Federal-aid construction contracts and to all related subcontracts.

1. In the performance of this contract the contractor shall comply with all applicable Federal, State, and local laws governing safety, health, and sanitation (23 CFR 635). The contractor shall provide all safeguards, safety devices and protective equipment and take any other needed actions as it determines, or as the contracting officer may determine, to be reasonably necessary to protect the life and health of employees on the job and the safety of the public and to protect property in connection with the performance of the work covered by the contract.
2. It is a condition of this contract, and shall be made a condition of each subcontract, which the contractor enters into pursuant to this contract, that the contractor and any subcontractor shall not permit any employee, in performance of the contract, to work in surroundings or under conditions which are unsanitary, hazardous or dangerous to his/her health or safety, as determined under construction safety and health standards (29 CFR 1926) promulgated by the Secretary of Labor, in accordance with Section 107 of the Contract Work Hours and Safety Standards Act (40 U.S.C. 3704).

3. Pursuant to 29 CFR 1926.3, it is a condition of this contract that the Secretary of Labor or authorized representative thereof, shall have right of entry to any site of contract performance to inspect or investigate the matter of compliance with the construction safety and health standards and to carry out the duties of the Secretary under Section 107 of the Contract Work Hours and Safety Standards Act (40 U.S.C.3704).

VIII. FALSE STATEMENTS CONCERNING HIGHWAY PROJECTS

This provision is applicable to all Federal-aid construction contracts and to all related subcontracts.

In order to assure high quality and durable construction in conformity with approved plans and specifications and a high degree of reliability on statements and representations made by engineers, contractors, suppliers, and workers on Federal-aid highway projects, it is essential that all persons concerned with the project perform their functions as carefully, thoroughly, and honestly as possible. Willful falsification, distortion, or misrepresentation with respect to any facts related to the project is a violation of Federal law. To prevent any misunderstanding regarding the seriousness of these and similar acts, Form FHWA-1022 shall be posted on each Federal-aid highway project (23 CFR 635) in one or more places where it is readily available to all persons concerned with the project:

18 U.S.C. 1020 reads as follows:

"Whoever, being an officer, agent, or employee of the United States, or of any State or Territory, or whoever, whether a person, association, firm, or corporation, knowingly makes any false statement, false representation, or false report as to the character, quality, quantity, or cost of the material used or to be used, or the quantity or quality of the work performed or to be performed, or the cost thereof in connection with the submission of plans, maps, specifications, contracts, or costs of construction on any highway or related project submitted for approval to the Secretary of Transportation; or

Whoever knowingly makes any false statement, false representation, false report or false claim with respect to the character, quality, quantity, or cost of any work performed or to be performed, or materials furnished or to be furnished, in connection with the construction of any highway or related project approved by the Secretary of Transportation; or

Whoever knowingly makes any false statement or false representation as to material fact in any statement, certificate, or report submitted pursuant to provisions of the Federal-aid Roads Act approved July 1, 1916, (39 Stat. 355), as amended and supplemented;

Shall be fined under this title or imprisoned not more than 5 years or both."

IX. IMPLEMENTATION OF CLEAN AIR ACT AND FEDERAL WATER POLLUTION CONTROL ACT

This provision is applicable to all Federal-aid construction contracts and to all related subcontracts.

By submission of this bid/proposal or the execution of this contract, or subcontract, as appropriate, the bidder, proposer, Federal-aid construction contractor, or subcontractor, as appropriate, will be deemed to have stipulated as follows:

1. That any person who is or will be utilized in the performance of this contract is not prohibited from receiving an award due to a violation of Section 508 of the Clean Water Act or Section 306 of the Clean Air Act.
2. That the contractor agrees to include or cause to be included the requirements of paragraph (1) of this Section X in every subcontract, and further agrees to take such action as the contracting agency may direct as a means of enforcing such requirements.

X. CERTIFICATION REGARDING DEBARMENT, SUSPENSION, INELIGIBILITY AND VOLUNTARY EXCLUSION

This provision is applicable to all Federal-aid construction contracts, design-build contracts, subcontracts, lower-tier subcontracts, purchase orders, lease agreements, consultant contracts or any other covered transaction requiring FHWA approval or that is estimated to cost \$25,000 or more – as defined in 2 CFR Parts 180 and 1200.

1. Instructions for Certification – First Tier Participants:

- a. By signing and submitting this proposal, the prospective first tier participant is providing the certification set out below.
- b. The inability of a person to provide the certification set out below will not necessarily result in denial of participation in this covered transaction. The prospective first tier participant shall submit an explanation of why it cannot provide the certification set out below. The certification or explanation will be considered in connection with the department or agency's determination whether to enter into this transaction. However, failure of the prospective first tier participant to furnish a certification or an explanation shall disqualify such a person from participation in this transaction.
- c. The certification in this clause is a material representation of fact upon which reliance was placed when the contracting agency determined to enter into this transaction. If it is later determined that the prospective participant knowingly rendered an erroneous certification, in addition to other remedies available to the Federal Government, the contracting agency may terminate this transaction for cause of default.
- d. The prospective first tier participant shall provide immediate written notice to the contracting agency to whom this proposal is submitted if any time the prospective first tier participant learns that its certification was erroneous when submitted or has become erroneous by reason of changed circumstances.
- e. The terms "covered transaction," "debarred," "suspended," "ineligible," "participant," "person," "principal," and "voluntarily excluded," as used in this clause, are defined in 2 CFR Parts 180 and 1200. "First Tier Covered Transactions" refers to any covered transaction between a grantee or subgrantee of Federal funds and a participant (such as the prime or general contract). "Lower Tier Covered Transactions" refers to any covered transaction under a First Tier Covered Transaction (such as subcontracts). "First Tier Participant" refers to the participant who has entered into a covered transaction with a grantee or subgrantee of Federal funds (such as the prime or general contractor). "Lower Tier Participant" refers any participant who has entered into a covered transaction with a First Tier Participant or other Lower Tier Participants (such as subcontractors and suppliers).
- f. The prospective first tier participant agrees by submitting this proposal that, should the proposed covered transaction be entered into, it shall not knowingly enter into any lower tier covered transaction with a person who is debarred, suspended, declared ineligible, or voluntarily excluded from participation in this covered transaction, unless authorized by the department or agency entering into this transaction.
- g. The prospective first tier participant further agrees by submitting this proposal that it will include the clause titled "Certification Regarding Debarment, Suspension, Ineligibility and Voluntary Exclusion-Lower Tier Covered Transactions," provided by the department or contracting agency, entering into this covered transaction, without modification, in all lower tier covered transactions and in all solicitations for lower tier covered transactions exceeding the \$25,000 threshold.
- h. A participant in a covered transaction may rely upon a certification of a prospective participant in a lower tier covered transaction that is not debarred, suspended, ineligible, or voluntarily excluded from the covered transaction, unless it knows that the certification is erroneous. A participant is responsible for ensuring that its principals are not suspended, debarred, or otherwise ineligible to participate in covered transactions. To verify the eligibility of its principals, as well as the eligibility of any lower tier prospective participants, each participant may, but is not required to, check the Excluded Parties List System website (<https://www.epls.gov/>), which is compiled by the General Services Administration.
- i. Nothing contained in the foregoing shall be construed to require the establishment of a system of records in order to render in good faith the certification required by this clause. The knowledge and information of the prospective participant is not required to exceed that which is normally possessed by a prudent person in the ordinary course of business dealings.
- j. Except for transactions authorized under paragraph (f) of these instructions, if a participant in a covered transaction knowingly enters into a lower tier covered transaction with a person who is suspended, debarred, ineligible, or voluntarily excluded from participation in this transaction, in addition to other remedies available to the Federal Government, the department or agency may terminate this transaction for cause or default.

* * * * *

2. Certification Regarding Debarment, Suspension, Ineligibility and Voluntary Exclusion – First Tier Participants:

- a. The prospective first tier participant certifies to the best of its knowledge and belief, that it and its principals:
 - (1) Are not presently debarred, suspended, proposed for debarment, declared ineligible, or voluntarily excluded from participating in covered transactions by any Federal department or agency;
 - (2) Have not within a three-year period preceding this proposal been convicted of or had a civil judgment rendered against them for commission of fraud or a criminal offense in connection with obtaining, attempting to obtain, or performing a public (Federal, State or local) transaction or contract under a public transaction; violation of Federal or State antitrust statutes or commission of embezzlement, theft, forgery, bribery, falsification or destruction of records, making false statements, or receiving stolen property;
 - (3) Are not presently indicted for or otherwise criminally or civilly charged by a governmental entity (Federal, State or local) with commission of any of the offenses enumerated in paragraph (a)(2) of this certification; and
 - (4) Have not within a three-year period preceding this application/proposal had one or more public transactions (Federal, State or local) terminated for cause or default.
- b. Where the prospective participant is unable to certify to any of the statements in this certification, such prospective participant shall attach an explanation to this proposal.

2. Instructions for Certification - Lower Tier Participants:

(Applicable to all subcontracts, purchase orders and other lower tier transactions requiring prior FHWA approval or estimated to cost \$25,000 or more - 2 CFR Parts 180 and 1200)

- a. By signing and submitting this proposal, the prospective lower tier is providing the certification set out below.
- b. The certification in this clause is a material representation of fact upon which reliance was placed when this transaction was entered into. If it is later determined that the prospective lower tier participant knowingly rendered an erroneous certification, in addition to other remedies available to the Federal Government, the department, or agency with which this transaction originated may pursue available remedies, including suspension and/or debarment.
- c. The prospective lower tier participant shall provide immediate written notice to the person to which this proposal is submitted if at any time the prospective lower tier participant learns that its certification was erroneous by reason of changed circumstances.
- d. The terms "covered transaction," "debarred," "suspended," "ineligible," "participant," "person," "principal," and "voluntarily excluded," as used in this clause, are defined in 2 CFR Parts 180 and 1200. You may contact the person to which this proposal is submitted for assistance in obtaining a copy of those regulations. "First Tier Covered Transactions" refers to any covered transaction between a grantee or subgrantee of Federal funds and a participant (such as the prime or general contract). "Lower Tier Covered Transactions" refers to any covered transaction under a First Tier Covered Transaction (such as subcontracts). "First Tier Participant" refers to the participant who has entered into a covered transaction with a grantee or subgrantee of Federal funds (such as the prime or general contractor). "Lower Tier Participant" refers any participant who has entered into a covered transaction with a First Tier Participant or other Lower Tier Participants (such as subcontractors and suppliers).
- e. The prospective lower tier participant agrees by submitting this proposal that, should the proposed covered transaction be entered into, it shall not knowingly enter into any lower tier covered transaction with a person who is debarred, suspended, declared ineligible, or voluntarily excluded from participation in this covered transaction, unless authorized by the department or agency with which this transaction originated.

- f. The prospective lower tier participant further agrees by submitting this proposal that it will include this clause titled "Certification Regarding Debarment, Suspension, Ineligibility and Voluntary Exclusion-Lower Tier Covered Transaction," without modification, in all lower tier covered transactions and in all solicitations for lower tier covered transactions exceeding the \$25,000 threshold.
- g. A participant in a covered transaction may rely upon a certification of a prospective participant in a lower tier covered transaction that is not debarred, suspended, ineligible, or voluntarily excluded from the covered transaction, unless it knows that the certification is erroneous. A participant is responsible for ensuring that its principals are not suspended, debarred, or otherwise ineligible to participate in covered transactions. To verify the eligibility of its principals, as well as the eligibility of any lower tier prospective participants, each participant may, but is not required to, check the Excluded Parties List System website (<https://www.epls.gov/>), which is compiled by the General Services Administration.
- h. Nothing contained in the foregoing shall be construed to require establishment of a system of records in order to render in good faith the certification required by this clause. The knowledge and information of participant is not required to exceed that which is normally possessed by a prudent person in the ordinary course of business dealings.
- i. Except for transactions authorized under paragraph e of these instructions, if a participant in a covered transaction knowingly enters into a lower tier covered transaction with a person who is suspended, debarred, ineligible, or voluntarily excluded from participation in this transaction, in addition to other remedies available to the Federal Government, the department or agency with which this transaction originated may pursue available remedies, including suspension and/or debarment.

* * * * *

Certification Regarding Debarment, Suspension, Ineligibility and Voluntary Exclusion--Lower Tier Participants:

- 1. The prospective lower tier participant certifies, by submission of this proposal, that neither it nor its principals is presently debarred, suspended, proposed for debarment, declared ineligible, or voluntarily excluded from participating in covered transactions by any Federal department or agency.
- 2. Where the prospective lower tier participant is unable to certify to any of the statements in this certification, such prospective participant shall attach an explanation to this proposal.

* * * * *

XI. CERTIFICATION REGARDING USE OF CONTRACT FUNDS FOR LOBBYING

This provision is applicable to all Federal-aid construction contracts and to all related subcontracts which exceed \$100,000 (49 CFR 20).

- 1. The prospective participant certifies, by signing and submitting this bid or proposal, to the best of his or her knowledge and belief, that:
 - a. No Federal appropriated funds have been paid or will be paid, by or on behalf of the undersigned, to any person for influencing or attempting to influence an officer or employee of any Federal agency, a Member of Congress, an officer or employee of Congress, or an employee of a Member of Congress in connection with the awarding of any Federal contract, the making of any Federal grant, the making of any Federal loan, the entering into of any cooperative agreement, and the extension, continuation, renewal, amendment, or modification of any Federal contract, grant, loan, or cooperative agreement.
 - b. If any funds other than Federal appropriated funds have been paid or will be paid to any person for influencing or attempting to influence an officer or employee of any Federal agency, a Member of Congress, an officer or employee of Congress, or an employee of a Member of Congress in connection with this Federal contract, grant, loan, or cooperative agreement, the undersigned shall complete and submit Standard Form-LLL, "Disclosure Form to Report Lobbying," in accordance with its instructions.
- 2. This certification is a material representation of fact upon which reliance was placed when this transaction was made or entered into. Submission of this certification is a prerequisite for making or entering into this transaction imposed by 31 U.S.C. 1352. Any person who fails to file the required certification shall be subject to a civil penalty of not less than \$10,000 and not more than \$100,000 for each such failure.

3. The prospective participant also agrees by submitting its bid or proposal that the participant shall require that the language of this certification be included in all lower tier subcontracts, which exceed \$100,000 and that all such recipients shall certify and disclose accordingly.

* * * * *

APPENDICES TO THE TITLE VI ASSURANCE

APPENDIX A

During the performance of this contract, the contractor, for itself, its assignees, and successors in interest (hereinafter referred to as the "contractor") agrees as follows:

1. Compliance with Regulations: The contractor (hereinafter includes consultants) will comply with the Acts and the Regulations relative to Non-discrimination in Federally-assisted programs of the U.S. Department of Transportation, (Federal Highway Administration (FHWA), or Federal Transit Authority (FTA)), as they may be amended from time to time, which are herein incorporated by reference and made a part of this contract.
2. Non-discrimination: The contractor, with regard to the work performed by it during the contract, will not discriminate on the grounds of race, color, or national origin in the selection and retention of subcontractors, including procurements of materials and leases of equipment. The contractor will not participate directly or indirectly in the discrimination prohibited by the Acts and the Regulations, including employment practices when the contract covers any activity, project, or program set forth in Appendix B of 49 CFR Part 21.
3. Solicitations for Subcontracts, Including Procurements of Materials and Equipment: In all solicitations, either by competitive bidding, or negotiation made by the contractor for work to be performed under a subcontract, including procurements of materials, or leases of equipment, each potential subcontractor or supplier will be notified by the contractor of the contractor's obligations under this contract and the Acts and the Regulations relative to Non-discrimination on the grounds of race, color, or national origin.
4. Information and Reports: The contractor will provide all information and reports required by the Acts and the Regulations, and will permit access to its books, records, accounts, other sources of information, and its facilities as may be determined by the Recipient or the Federal Highway Administration (FHWA), or Federal Transit Authority (FTA) to be pertinent to ascertain compliance with such Acts, Regulations, and instructions. Where any information required of a contractor is in the exclusive possession of another who fails or refuses to furnish the information, the contractor will so certify to the Recipient or the Federal Highway Administration (FHWA), or Federal Transit Authority (FTA), as appropriate, and will set forth what efforts it has made to obtain the information.
5. Sanctions for Noncompliance: In the event of a contractor's noncompliance with the Non-discrimination provisions of this contract, the Recipient will impose such contract sanctions as it or the Federal Highway Administration (FHWA), or Federal Transit Authority (FTA) may determine to be appropriate, including, but not limited to:
 - withholding payments to the contractor under the contract until the contractor complies;
 - and/or cancelling, terminating, or suspending a contract, in whole or in part.
6. Incorporation of Provisions: The contractor will include the provisions of paragraphs one through five in every subcontract, including procurements of materials and leases of equipment, unless exempt by the Acts and the Regulations . The contractor will take action with respect to any subcontract or procurement as the Recipient or the Federal Highway Administration (FHWA), or Federal Transit Authority (FTA) may direct as a means of enforcing such provisions including sanctions for noncompliance. Provided, that if the contractor becomes involved in, or is threatened with litigation by a subcontractor, or supplier because of such direction, the contractor may request the Recipient to enter into any litigation to protect the interests of the Recipient. In addition, the contractor may request the United States to enter into the litigation to protect the interests of the United States.

APPENDIX E

During the performance of this contract, the contractor or consultant, for itself, its assignees, and successors in interest (hereinafter referred to as the "contractor") agrees to comply with the following nondiscrimination statutes and authorities; including but not limited to:

Pertinent Non-Discrimination Authorities:

Title VI of the Civil Rights Act of 1964 (42 U.S.C. § 2000d et seq., 78 stat. 252), (prohibits discrimination on the basis of race, color, national origin); and 49 CFR Part 21.

The Uniform Relocation Assistance and Real Property Acquisition Policies Act of 1970,(42 U.S.C. § 460 I), (prohibits unfair treatment of persons displaced or whose property has been acquired because of Federal or Federal-aid programs and projects);

Federal-Aid Highway Act of 1973, (23 U.S.C. § 324 et seq.), (prohibits discrimination on the basis of sex);

Section 504 of the Rehabilitation Act of 1973, (29 U.S.C. § 794 et seq.), as amended, (prohibits discrimination on the basis of disability); and 49 CFR Part27;

The Age Discrimination Act of 1975, as amended, (42 U.S.C. § 6101 et seq.), (prohibits discrimination on the basis of age);

Airport and Airway Improvement Act of 1982,(49 USC §471, Section 47123), as amended, (prohibits discrimination based on race, creed, color, national origin, or sex);

The Civil Rights Restoration Act of 1987,(PL 100-209), (Broadened the scope, coverage and applicability of Title VI of the Civil Rights Act of 1964,The AgeDiscrimination Act of 1975and Section 504 of the Rehabilitation Act of 1973,by expanding the definition of the terms "programs or activities" to include all of the programs or activities of the Federal-aid recipients, sub-recipients and contractors, whether such programs or activities are Federally funded or not);

Titles II and III of the Americans with Disabilities Act, which prohibit discrimination on the basis of disability in the operation of public entities, public and private transportation systems, places of public accommodation, and certain testing entities (42 U.S.C. §§ 12131 - 12189) as implemented by Department of Transportation regulations at 49 C.F.R. parts 37 and 38;

The Federal Aviation Administration's Non-discrimination statute (49 U.S.C. S 41123) (prohibits discrimination on the basis of race, color, national origin, and sex);

Executive Order 12898, Federal Actions to Address Environmental Justice in Minority Populations and Low-Income Populations, which ensures nondiscrimination against minority populations by discouraging programs; policies, and activities with disproportionately high and adverse human health or environmental effects on minority and low-income populations;

Executive Order 13166, Improving Access to Services for Persons with Limited English Proficiency, and resulting agency guidance, national origin discrimination includes discrimination because of limited English proficiency (LEP). To ensure compliance with Title VI, you must take reasonable steps to ensure that LEP persons have meaningful access to your programs (70 Fed. Reg. at 74087 to 74100);

Title IX of the Education Amendments of 1972, as amended, which prohibits you from discriminating because of sex in education programs or activities (20 U.S.C. 1681 et seq).

PREVAILING WAGES

Included in this proposal are the minimum wages to be paid various classes of laborers and mechanics as determined by the Department of Labor of the State of Delaware in accordance with Title 29 Del.C. §6960, relating to wages and the regulations implementing that Section.

REQUIREMENT BY DEPARTMENT OF LABOR FOR SWORN PAYROLL INFORMATION

Title 29 Del.C. §6960 stipulates;

(b) Every contract based upon these specifications shall contain a stipulation that the employer shall pay all mechanics and laborers employed directly upon the site of the work, unconditionally and not less often than once a week and without subsequent deduction or rebate on any account, the full amounts accrued at time of payment, computed at wage rates not less than those stated in the specifications, regardless of any contractual relationship which may be alleged to exist between the employer and such laborers and mechanics. The specifications shall further stipulate that the scale of wages to be paid shall be posted by the employer in a prominent and easily accessible place at the site of the work, and that there may be withheld from the employer so much of accrued payments as may be considered necessary by the Department of Labor to pay to laborers and mechanics employed by the employer the difference between the rates of wages required by the contract to be paid laborers and mechanics on the work and rates of wages received by such laborers and mechanics to be remitted to the Department of Labor for distribution upon resolution of any claims.

(c) Every contract based upon these specifications shall contain a stipulation that sworn payroll information, as required by the Department of Labor, be furnished weekly. The Department of Labor shall keep and maintain the sworn payroll information for a period of 6 months from the last day of the work week covered by the payroll.

Bidders are specifically directed to note the Department of Labor's prevailing wage regulations implementing §6960 relating to the effective date of the wage rates, at Part VI., Section C., which in relevant part states:

"Public agencies (covered by the provisions of 29 Del.C. §6960) are required to use the rates which are in effect on the date of the publication of specifications for a given project. In the event that a contract is not executed within one hundred twenty (120) days from the date the specifications were published, the rates in effect at the time of the execution of the contract shall be the applicable rates for the project."

PREVAILING WAGE REQUIREMENTS

It is DelDOT's understanding that the Davis-Bacon Act is not a preemptive statute in the broad sense, and does not preempt or displace State of Delaware prevailing wage requirements.

When a contract for a project contains both Federal Davis-Bacon and State of Delaware prevailing wage standards because of concurrent Federal and State coverage, the employer's minimum wage obligations are determined by whichever standards are higher.

STATE OF DELAWARE
DEPARTMENT OF LABOR
DIVISION OF INDUSTRIAL AFFAIRS
OFFICE OF LABOR LAW ENFORCEMENT
PHONE: (302) 451-3423

Mailing Address:
225 CORPORATE BOULEVARD
SUITE 104
NEWARK, DE 19702

Located at:
225 CORPORATE BOULEVARD
SUITE 104
NEWARK, DE 19702

PREVAILING WAGES FOR **HIGHWAY CONSTRUCTION**
EFFECTIVE MARCH 13, 2015 - AMENDED JULY 15, 2015

CLASSIFICATION	NEW CASTLE	KENT	SUSSEX
BRICKLAYERS	49.39	49.39	14.51
CARPENTERS	42.55	51.86	41.22
CEMENT FINISHERS	31.06	30.92	19.65
ELECTRICAL LINE WORKERS	22.50	22.50	21.25
ELECTRICIANS	63.60	63.60	63.60
IRON WORKERS	42.20	23.87	25.35
LABORERS	31.10	34.12	37.75
MILLWRIGHTS	16.11	15.63	13.49
PAINTERS	63.14	63.14	63.14
PILEDRIERS	66.42	23.75	26.95
POWER EQUIPMENT OPERATORS	39.15	32.92	29.04
SHEET METAL WORKERS	22.75	20.31	18.40
TRUCK DRIVERS	32.31	20.65	25.55

CERTIFIED :

9/18/15

BY:

ADMINISTRATOR, OFFICE OF LABOR LAW ENFORCEMENT

NOTE: THESE RATES ARE PROMULGATED AND ENFORCED PURSUANT TO THE PREVAILING WAGE REGULATIONS ADOPTED BY THE DEPARTMENT OF LABOR ON APRIL 3, 1992.

CLASSIFICATIONS OF WORKERS ARE DETERMINED BY THE DEPARTMENT OF LABOR. FOR ASSISTANCE IN CLASSIFYING WORKERS, OR FOR A COPY OF THE REGULATIONS OR CLASSIFICATIONS, PHONE (302) 451-3423.

NON- REGISTERED APPRENTICES MUST BE PAID THE MECHANICS RATE.

PROJECT: T201600901.01 Federal Aid Project No. - ESTP-2015(31) Open-End Construction Services, Sussex County, DE

FEDERAL DAVIS-BACON WAGE RATES 08/14/2015 DE12

General Decision Number: DE150012

STATE: Delaware

Construction Type: Highway

COUNTY: Sussex County in Delaware

HIGHWAY CONSTRUCTION PROJECTS

Note: Executive Order (EO) 13658 establishes an hourly minimum wage of \$10.10 for 2015 that applies to all contracts subject to the Davis-Bacon Act for which the solicitation is issued on or after January 1, 2015. If this contract is covered by the EO, the contractor must pay all workers in any classification listed on this wage determination at least \$10.10 (or the applicable wage rates listed on this wage determination, if it is higher) for all hours spent performing on the contract. The EO minimum wage rate will be adjusted annually. Additional information on contractor requirements and worker protections under the EO is available at www.dol.gov/whd/govcontracts.

Modification Number

Publication Date

0 06/26/2015

1 08/14/2015

SUDE2015-003 04/23/2015

	Rates	Fringes
Bricklayer	14.51	
Carpenter	41.22	
Cement Mason/Concrete Finisher	19.65	
ELECTRICIAN		
Electrician	63.60	
Line Worker	21.25	
Ironworker	25.35	
Laborer	37.75	
Millwright	13.49	
Painter	63.14	
Power Equipment Operator:		
Piledriver	26.95	
Power Equipment Operators	29.04	
Sheet Metal Worker	18.40	
Truck Driver	25.55	

WELDERS: Receive rate prescribed for craft performing operation to which welding is incidental.

Unlisted classifications needed for work not included within the scope of the classifications listed may be added after award only as provided in the labor standards contract clauses (29 CFR 5.5(a) (1) (ii)).

The body of each wage determination lists the classification and wage rates that have been found to be prevailing for the cited type(s) of construction in the area covered by the wage determination. The classifications are listed in alphabetical order of "identifiers" that indicate whether the particular rate is a union rate (current union negotiated rate for local), a survey rate (weighted average rate) or a union average rate (weighted union average rate).

Union Rate Identifiers

A four letter classification abbreviation identifier enclosed in dotted lines beginning with characters other than “SU” or “UAVG” denotes that the union classification and rate were prevailing for that classification in the survey. Example: PLUM0198-005 07/01/2014. PLUM is an abbreviation identifier of the union which prevailed in the survey for this classification, which in this example would be Plumbers. 0198 indicates the local union number or district council number where applicable, i.e., Plumbers Local 0198. The next number, 005 in the example, is an internal number used in processing the wage determination. 07/01/2014 is the effective date of the most current negotiated rate, which in this example is July 1, 2014.

Union prevailing wage rates are updated to reflect all rate changes in the collective bargaining agreement (CBA) governing this classification and rate.

Survey Rate Identifiers

Classifications listed under an “SU” identifier indicated that no one rate prevailed for this classification in the survey and the published rate is derived by computing a weighted average rate based on all the rates reported in the survey for that classification. As this weighted average rate includes all rates reported in the survey, it may include both union and non-union rates. Example: SULA2012-007 5/13/2014. SU indicates the rates are survey rates based on a weighted average calculation of rates and are not majority rates. LA indicates the State of Louisiana. 2012 is the year of survey on which these classifications and rates are based. The next number, 007 in the example, is an internal number used in producing the wage determination. 5/13/2014 indicates the survey completion date for the classifications and rates under that identifier.

Survey wage rates are not updated and remain in effect until a new survey is conducted.

Union Average Rate Identifiers

Classification(s) listed under the UAVG identifier indicate that no single majority rate prevailed for those classifications; however, 100% of the data reported for the classifications was union data. EXAMPLE: UAVG-OH-0010 08/29/2014. UAVG indicates that the rate is a weighted union average rate. OH indicates the state. The next number, 0010 in the example, is an internal number used in producing the wage determination. 08/29/2014 indicates the survey completion date for the classifications and rates under that identifier.

A UAVG rate will be updated once a year, usually in January of each year, to reflect a weighted average of the current negotiated/CBA rate of the union locals from which the rate is based.

WAGE DETERMINATION APPEALS PROCESS

1.) Has there been an initial decision in the matter? This can be:

- * an existing published wage determination
- * a survey underlying a wage determination
- * a Wage and Hour Division letter setting forth a position on a wage determination matter
- * a conformance (additional classification and rate) ruling

On survey related matters, initial contact, including requests for summaries of surveys, should be with the Wage and Hour Regional Office for the area in which the survey was conducted because those Regional Offices have responsibility for the Davis-Bacon survey program. If the response from this initial contact is not satisfactory, then the process described in 2.) and 3.) should be followed.

With regard to any other matter not yet ripe for the formal process described here, initial contact should be with the Branch of Construction Wage Determinations. Write to:

Branch of Construction Wage Determinations
Wage and Hour Division
U.S. Department of Labor
200 Constitution Avenue, N. W.
Washington, D. C. 20210

2.) If the answer to the question in 1.) is yes, then an interested party (those affected by the action) can request review and reconsideration from the Wage and Hour Administrator (See 29 CFR Part 1.8 and 29 CFR Part 7). Write to:

Wage and Hour Administrator
U.S. Department of Labor
200 Constitution Avenue, N. W.
Washington, D. C. 20210

The request should be accompanied by a full statement of the interested party's position and by any information (wage payment data, project description, area practice material, etc.) that the requestor considers relevant to the issue.

3.) If the decision of the Administrator is not favorable, an interested party may appeal directly to the Administrative Review Board (formerly the Wage Appeals Board). Write to:

Administrative Review Board
U. S. Department of Labor
200 Constitution Avenue, N. W.
Washington, D. C. 20210

4.) All decisions by the Administrative Review Board are final.

END OF GENERAL DECISION

APPLICABILITY OF DAVIS-BACON LABOR STANDARD PROVISIONS TO FLAGGERS

The U.S. Department of Labor has established that the duties of flaggers working on contracts covered by the Davis-Bacon Act, are manual and physical in nature. Accordingly, all employees performing the work of flaggers on Davis-Bacon covered contracts shall be entitled to receive applicable prevailing wage rates.

* * * * *

ALL AGENCY MEMORANDUM NO. 130
U.S. DEPARTMENT OF LABOR
EMPLOYMENT STANDARDS ADMINISTRATION
WAGE AND HOUR DIVISION
WASHINGTON, DC 20210

GUIDELINES

HIGHWAY CONSTRUCTION

Highway projects include the construction, alteration, or repair of roads, streets, highways, runways, taxiways, alleys, trails, paths, parking areas, and other similar projects not incidental to building or heavy construction.

EXAMPLES: Alleys, Base Courses, Bituminous treatments, Bridle Paths, Concrete pavement, Curbs, Excavation and embankment (for road construction), Fencing (highway), Grade crossing elimination (overpasses and underpasses), Guard rails on highway, Highway signs, Highway bridges (overpasses, underpasses, grade separation), Medians, Parking lots, Parkways, Resurfacing streets and highways, Roadbeds, Roadways, Runways, Shoulders, Stabilizing courses, Storm sewers incidental to road construction, Street paving, Surface courses, Taxiways, and Trails.

ANY QUESTIONS REGARDING THE APPLICATION OF THE GUIDELINES ABOVE TO A PARTICULAR PROJECT OR ANY DISPUTES REGARDING THE APPLICATION OF THE WAGE SCHEDULES ARE TO BE REFERRED TO THE WAGE AND HOUR DIVISION, U.S. DEPARTMENT OF LABOR FOR RESOLUTION, AND THE INSTRUCTIONS OF THE WAGE AND HOUR DIVISION ARE TO BE OBSERVED IN ALL INSTANCES.

*ALL AGENCY MEMORANDUM NO. 130
U.S. DEPARTMENT OF LABOR
EMPLOYMENT STANDARDS ADMINISTRATION
WAGE AND HOUR DIVISION
WASHINGTON, DC 20210

SUPPLEMENTAL SPECIFICATIONS TO THE AUGUST 2001 STANDARD SPECIFICATIONS

**EFFECTIVE AS OF THE ADVERTISEMENT
DATE OF THIS PROPOSAL
AND INCLUDED BY REFERENCE**

**The Supplemental Specifications can be viewed and printed from
the Department's Website.**

To access the Website;

- in your internet browser, enter; <http://www.deldot.gov>
- on the left side of the page under 'INFORMATION', Click; 'Publications'
- scroll down under 'MANUALS' and Click; "Standard Specifications 2001"

The full Website Link is;

http://www.deldot.gov/information/pubs_forms/manuals/standard_specifications/index.shtml

Printed copies of the Supplemental Specifications are available upon request. A printed copy of the above referenced Supplemental Specifications will be included in the final contract documents upon award.

The Contractor shall make himself aware of these revisions and corrections (Supplemental Specifications), and apply them to the applicable item(s) of this contract.

SPECIAL PROVISIONS

CONSTRUCTION ITEM NUMBERS

All construction pay items are assigned a six (6) digit number, shown as Item Number on the Plans and/or in the Special Provisions, and shall be interpreted in accordance with the following:

Standard Item Number:

The first three digits of the construction item numbers indicates the Section number as described in the Standard Specifications, and all applicable requirements of the Section shall remain effective unless otherwise modified by the Special Provisions. The last three digits of the construction item identifies the item by sequential number under that Section. Sequential numbers for all items covered under Standard Specifications range from 000 to 499. A comprehensive list of construction item numbers begins on page 421 of the Standard Specifications. Additions to this list will be made as required.

Special Provisions Item Number:

The first three digits of the construction items, covered under Special Provisions, indicates the applicable Section number of the Standard Specifications, and shall be governed fully by the requirements of the Special Provisions. The last three digit of the items covered under Special Provisions identifies the item by sequential number. Sequential numbers for Special Provision items, range from 500 to 999.

Examples

Standard Item Number - 202000 Excavation and Embankment

202 Indicates Section Number

000 Indicates Sequential Number

Special Provision Item Number - 202500 Grading and Reshaping Roadway

202 Indicates Section Number

500 Indicates Sequential Number

NOTE:

PLEASE NOTE revised Supplemental Specifications to the August 2001 Standard Specifications were issued November 24, 2014 and apply to this project. They can be [viewed here](#) and at www.deldot.gov.

SPECIFICATIONS: The Department is currently updating the August 2001 Specifications for Road and Bridge Construction. Through this update, some Divisions were renumbered and some new ones were created and added. The *Specifications Note* document is for the use by the bidders to reference the new numbers to the past numbers used for bidding purposes on previous Department contracts.

401502 - ASPHALT CEMENT COST ADJUSTMENT

For Sections 304, 401, 402, 403, 404, and 405, payments to the Contractor shall be adjusted to reflect increases or decreases in the Delaware Posted Asphalt Cement Price when compared to the Project Asphalt Cement Base Price, as defined in these Special Provisions.

The Delaware Posted Asphalt Cement Price will be issued monthly by the Department and will be the industry posted price for Asphalt Cement, F.O.B. Philadelphia, Pennsylvania. The link for the posting is http://www.deldot.gov/information/business/bids/asphalt_cement_english.shtml.

The Project Asphalt Cement Base Price will be the Delaware Posted Asphalt Cement Price in effect on the date of advertisement.

All deviations of the Delaware Posted Asphalt Cement Price from the Project Asphalt Cement Base Price are eligible for cost adjustment. No minimum increases or decreases or corresponding percentages are required to qualify for cost adjustment.

Actual quantity of asphalt cement qualifying for any Asphalt Cement Cost Adjustment will be computed using the weight of eligible asphalt that is shown on the QA/QC pay sheets as a percentage for the delivered material.

If the mix was not inspected and no QA/QC pay sheet was generated, then the asphalt percentage will be obtained from the job mix formula for that mix ID.

The asphalt percentage eligible for cost adjustment shall only be the virgin asphalt cement added to the mix.

There shall be no separate payment per ton cost of asphalt cement. That cost shall be included in the various unit prices bid per ton for those bid items that contain asphalt cement (mentioned above).

The Asphalt cement cost adjustment will be calculated on grade PG 64-22 asphalt regardless of the actual grade of asphalt used. The Project Asphalt Cement Base Price per ton for the project will be the Delaware Posted Asphalt Cement Price in effect on the date of project advertisement.

If the Contractor exceeds the authorized allotted completion time, the price of asphalt cement on the last authorized allotted work day, shall be the prices used for cost adjustment during the time liquidated damages are assessed. However, if the industry posted price for asphalt cement goes down, the asphalt-cement cost shall be adjusted downward accordingly.

NOTE:

Application of Asphalt Cement Cost Adjustment requirements as indicated above shall apply only to those contracts involving items related to bituminous base and pavements, and with bitumen, having a total of 1,000 tons or more of hot-mix bid quantity in case of Sections 401, 402 and 403; and 15,000 gallons or more in case of Sections 304, 404 and 405.

5/05/15

401699 - QUALITY CONTROL/QUALITY ASSURANCE OF BITUMINOUS CONCRETE

.01 Description

This item shall govern the Quality Assurance Testing for supplying bituminous asphalt plant materials and constructing bituminous asphalt pavements and the calculation for incentives and disincentives for materials and construction. The Engineer will evaluate all materials and construction for acceptance. The procedures for acceptance are described in this Section. Include the costs for all materials, labor, equipment, tools, and incidentals necessary to meet the requirements of this specification in the bid price per ton for the bituminous asphalt. Payment to the Contractor for the bituminous asphalt item(s) will be based on the Contract price per ton and the pay adjustments described in this specification.

.02 Bituminous Concrete Production – Quality Acceptance

(a) Material Production - Tests and Evaluations.

All acceptance tests shall be performed by qualified technicians at qualified laboratories following AASHTO or DelDOT procedures, and shall be evaluated using Quality Level Analysis. The Engineer will conduct acceptance tests. The Engineer will directly base acceptance on the acceptance test results, the asphalt cement quality, the Contractor's QC Plan work, and the comparisons of the acceptance test results to the QC test results. The Engineer may elect to utilize test results of the Contractor in some situations toward judging acceptance.

Supply and capture samples, as directed by the Engineer under the purview of the Engineer from delivery trucks before the trucks leave the production plant. Hand samples to the Engineer to be marked accordingly. The sample shall represent the material produced by the Contractor, and shall be of sufficient size to allow the Engineer to complete all required acceptance tests. The Engineer will direct the Contractor when to capture these samples, on a statistically random, unbiased basis, established before production begins each day based upon the anticipated production tonnage. The captured sample shall be from the Engineer specified delivery truck. The Contractor may visually inspect the specified delivery load during sampling and elect to reject the load. If the contractor elects to reject the specified delivery truck, each subsequent load will be inspected until a visually acceptable load is produced for acceptance testing. All visually rejected loads shall not be sent to a Department project.

The first sample of the production day will be randomly generated by the Engineer between loads 0 and 12 (0-250 tons). Subsequent samples will be randomly generated by the Engineer on 500-ton sub-lots for the production day. Samples not retrieved in accordance with the Contractor's QC plan will be deemed unacceptable and may be a basis for rejection of material produced. Parallel tests or dispute resolution tests will only be performed on material captured at the same time and location as the acceptance test sample. Parallel test samples or Dispute Resolution samples will be created by splitting a large sample or obtaining multiple samples that equally represent the material. The Engineer will perform all splitting and handling of material after it is obtained by the Contractor. The Contractor may retain dispute resolution samples or perform parallel tests with the Engineer on any acceptance sample.

The Engineer will evaluate and accept the material on a lot basis. All the material within a lot shall have the same JMF (mixture ID). The lot size shall be targeted for 2000 tons or a maximum period of three days, whichever is reached first. If the 2000th ton target lot size is achieved during a production day, the lot size shall extend to the end of that production day. The Contractor may interrupt the production of one JMF in order to produce different material; this type of interruption will not alter the determination of the size or limits of material represented by a lot. The Engineer will evaluate each lot on a subplot basis. The size for each subplot shall be 100 to 500 tons and testing for the sub lots will be completed on a daily basis. For each subplot, the Engineer will evaluate one sample.

The target size of sub-lots within each lot, except for the first sample of the production day, is equal-sized 500 ton sub lots and will be based upon anticipated production, however, more or fewer sublots, with differing sizes, may result due to the production schedule and conditions. If the actual production is less than anticipated, and it's determined a sample will not be obtained (based upon the anticipated tonnage), a new sample location will be determined on a statistically random, unbiased basis based upon the new actual production. If the actual production is going to be 50 tons or greater over the anticipated sub lot production,

a new sample location will be determined on a statistically random, unbiased basis based upon the new actual production. The Engineer will combine the evaluation and test results for all of the applicable sublots in order to evaluate each individual lot.

If the Engineer is present, and the quantity exceeds 25 tons, a statistically random sample will be used for analysis. When the anticipated production is less than 100 tons and greater than 25 tons, and the Engineer is not present, the contractor shall randomly select a sample using the Engineer's random location program. The captured sample shall be placed in a suitable box, marked to the attention of the Engineer, and submitted to the Engineer for testing. A box sample shall also be obtained by the contractor at the same time and will be used as the Dispute Resolution sample if requested by the Engineer. The Contractor shall also obtain one liquid asphalt sample (1 pint) per grade of asphalt used per day and properly label it with all pertinent information. The Engineer will conduct the following tests in order to characterize the material for the pavement compaction quality and to judge acceptance and the pay adjustment for the material:

- AASHTO T312 - Preparing and Determining the Density of Hot Mix Asphalt (HMA) Specimens by Means of the Superpave Gyratory Compactor
- AASHTO T166, Method C (Rapid Method) - Bulk Specific Gravity of Compacted Hot Mix Asphalt (HMA) Using Saturated Surface Dry Specimens
- AASHTO T308 - Determining the Asphalt Binder Content of Hot Mix Asphalt (HMA) by the Ignition Method
- AASHTO T30 - Mechanical Analysis of Extracted Aggregate
- AASHTO T209 - Theoretical Maximum Specific Gravity and Density of Hot Mix Asphalt (HMA)
- ASTM D7227 - Standard Practice for Rapid Drying of Compacted Asphalt Specimens using Vacuum Drying Apparatus

(b) Pavement Construction - Tests and Evaluations.

The Engineer will directly base acceptance on the compaction acceptance test results, and on the inspection of the construction, the Contractor's QC Plan work, ride smoothness as referenced in the contract documents, lift thickness as referenced in the contract documents, joint quality as referenced in the contract documents, surface texture as referenced in the contract documents, and possibly the comparisons of the acceptance test results to the independent test results. For the compaction acceptance testing, the Engineer will sample the work on a statistically random basis, and will test and evaluate the work based on daily production.

Notify the Engineer of any locations within that road segment that may not be suitable to achieve minimum (93%) compaction due to existing conditions prior to paving the road segment. Schedule and hold a meeting in the field with the Engineer in order to discuss all areas that may potentially be applicable to Table 5a before paving starts. Areas that will be considered for Table 5a will be investigated in accordance to the method described in Appendix B. If this meeting is not held prior to paving, no areas will be considered for Table 5a. Areas of allowable exemptions that will not be cored include the following: partial-depth patch areas, driveway entrances, paving locations of less than 100 tons, areas around manholes and driveway entrances, and areas of paving that are under 400 feet in continuous total length and/or 5 feet in width.

The exempt areas around manholes will be a maximum of 4 feet transversely on either side from the center of the manhole, and 20 feet longitudinally on either side from the center of the manhole. The exempt areas around driveway entrances shall be the entire width of the driveway, and 3 feet from the edge of the longitudinal joint next to the driveway. Areas of exemption that will be cored for informational purposes only include: areas where the mat thickness is less than three times the nominal maximum aggregate size as directed by the Engineer, violations of Section 401.08 in the Standard Specifications as directed by the Engineer, and areas shown to contain questionable subgrade properties as proven by substantial yielding under a fully legally loaded truck. Failure to obtain core samples in these areas will result in zero payment for compaction regardless of the exempt status.

The Engineer will evaluate and accept the compaction work on a daily basis. Payment for the compaction will be calculated by using the material production lots as referenced in **.02 Acceptance Plan (a) Material Production - B Tests and Evaluation** and analyzing the compaction results over the individual days covered in the material production lot. The compaction results will be combined with the material results to obtain a payment for this item.

The minimum size of a compaction lot shall be 100 tons. If the compaction lot is between 101 and 1000 tons, the Engineer shall randomly determine four compaction acceptance test locations. If the compaction lot is between 1001 and 1500 tons, the Engineer shall randomly determine six compaction acceptance test locations. If the compaction lot is between 1501 and 2000 tons, the Engineer shall randomly determine eight compaction acceptance test locations. If the compaction lot is greater than 2000 tons, the Engineer shall randomly determine two compaction acceptance test locations per 500 tons.

If a randomly selected area falls within an Engineer approved exemption area, the Engineer will select one more randomly generated location to be tested per the requirements of this Specification. If that cannot be accomplished, or if an entire location has been declared exempt, the compaction testing shall be performed as per these Specifications but a note will be added to the results that the location was an Engineer approved exempt location.

Testing locations will be a minimum of 1.0 feet from the newly placed longitudinal joint and 50 feet from a new transverse joint.

Cut one six (6) inch diameter core through the full lift depth at the exact location marked by the Engineer. Cores submitted that are not from the location designated by the Engineer will not be tested and will be paid at zero pay.

Notify the Engineer prior to starting paving operations with approximate tonnage to be placed. The Contractor is then responsible for notifying the appropriate Engineer test personnel within 12 hours of material placement. The Engineer will mark core locations within 24 hours of notification. After determination of locations, the Contractor shall complete testing within two operational days of the locations being marked. If the cores are not cut within two operational days, the area in question will be paid at zero pay for compaction testing.

Provide any traffic control required for the structural number investigation, sampling, and testing work at no additional cost to the Department.

Commence coring of the pavement after the pavement has cooled to a temperature of 140°F or less. Cut each core with care in order to prevent damaging the core. Damaged cores will not be tested. Label each core with contract number, date of construction, and number XX of XX upon removal from the roadway. Place cores in a 6-inch diameter plastic concrete cylinder mold or approved substitute for protection. Separate cores in the same cylinder mold with paper. Attach a completed QC test record for the represented area with the corresponding cores. The Engineer will also complete a test record for areas tested for the QA report and provide to Materials & Research. Deliver the cores to the Engineer for testing, processing, and report distribution at the end of each production day.

Repair core holes per Appendix A, Repairing Core Holes in Bituminous Asphalt Pavements. Core holes shall be filled immediately. Failure to repair core holes at the time of coring will result in zero pay for compaction testing for the area in question.

The Engineer will conduct the following tests on the applicable portion of the cores in order to evaluate their quality:

- AASHTO T166, Method C (Rapid Method) – Bulk Specific Gravity of Compacted Hot Mix Asphalt (HMA) Using Saturated Surface Dry Specimens
- AASHTO T209 - Theoretical Maximum Specific Gravity and Density of Hot Mix Asphalt
- ASTM D7227 - Standard Practice for Rapid Drying of Compacted Asphalt Specimens using Vacuum Drying Apparatus

The Engineer will use the average of the last five test values of the same JMF (mixture ID) material at the production plant in order to calculate the average theoretical maximum specific gravity of the cores. The average will be based on the production days test results and as many test results needed from previous days production to have an average of five samples. If there are less than five values available, the Engineer will use the JMF design value in addition to the available values to calculate the average theoretical maximum specific gravity.

.03 Payment and Pay Adjustment Factors.

The Engineer will determine pay adjustments for the bituminous asphalt item(s) in accordance with this specification. The Engineer will determine a pay adjustment factor for the material produced and a pay adjustment factor for the pavement construction. Pay adjustments for material and construction will be calculated independently. When the pay adjustment calculation for either material or construction falls to zero payment per tables 4, 5, or 5a, the maximum pay adjustment for the other factor will not exceed 100.

Pay Adjustment factors will only be calculated on in place material. Removed material will not be used in payment adjustment calculations.

Material Production Pay Adjustments will be calculated based upon 70% of the contract unit price and calculated according to section .03(a) of this specification. Pavement construction Pay Adjustments will be calculated based upon 30% of the contract unit price and calculated according to section .03(b) of this specification.

(a) Material Production - Pay Adjustment.

Calculate the material pay adjustment by evaluating the production material based on the following parameters:

Table 2 - Material Parameter Weight Factors		
Material Parameter	Single Test Tolerance (+/-)	Weight Factor
Asphalt Content	0.4	0.30
#8 Sieve (≥ 19.0 mm)	7.0	0.30
#8 Sieve (≤ 12.5 mm)	5.0	0.30
#200 Sieve (0.075mm Sieve)	2.0	0.30
Air Voids (4.0% Target)	2.0	0.10

Using the JMF target value, the single test tolerance (from Table 2), and the test values, the Engineer will use the following steps to determine the material pay adjustment factor for each lot of material:

1. For each parameter, calculate the mean value and the standard deviation of the test values for the lot to the nearest 0.1 unit.
2. For each parameter, calculate the Upper Quality Index (QU):

$$QU = ((\text{JMF target}) + (\text{single test tolerance}) - (\text{mean value})) / (\text{standard deviation}).$$
3. For each parameter, calculate the Lower Quality Index (QL):

$$QL = ((\text{mean value}) - (\text{JMF target}) + (\text{single test tolerance})) / (\text{standard deviation}).$$
4. For each parameter, locate the values for the Upper Payment Limit (PU) and the Lower Payment Limit (PL) from Table 3 - Quality Level Analysis by the Standard Deviation Method. (Use the column for "n" representing the number of sublots in the lot. Use the closest value on the table when the exact value is not listed).
5. Calculate the PWL for each parameter from the values located in the previous step:

$$PWL = PU + PL - 100.$$
6. Calculate each parameter's contribution to the payment adjustment by multiplying its PWL by the weight factor shown in Table 2 for that parameter.
7. Add the calculated adjustments of all the parameters together to determine the Composite PWL for the lot.
8. From Table 4, locate the value of the Pay Adjustment Factor corresponding to the calculated PWL. When all properties of a single test are within the single test tolerance of Table 2, Pay Adjustment factors shall be determined by Column B. When any property of a single test is outside of the Single Test Tolerance parameters defined in Table 2, the Material Pay Adjustment factor shall be determined by Column C.

9. For each lot, determine the final material price adjustment:

Final Material Pay Adjustment =

(Lot Quantity) x (Item Bid Price) x (Pay Adjustment Factor) x 70%. This final pay calculation will be paid to the cent.

In lieu of being assessed a pay adjustment penalty, the Contractor may choose to remove and replace the material at no additional cost to the Department. When the PWL of any material parameter in Table 2 is below 60, the Engineer may require the removal and replacement of the material at no additional cost to the Department. Test results on removed material shall not be used in calculation of future PWL calculations for Mixture ID.

The test results from the Engineer on production that is less than 100 tons will be combined with the two most recently completed Engineer tests with the same Mixture ID to calculate payment for the lot encompassing the single test. If that cannot be accomplished, the approved JMF will be used to calculate payment for the lot encompassing the single test. Payment for previously closed lots will not be affected by the analysis.

When a sample is outside of the allowable single test tolerance for any Materials criteria in Table 2, that sample will be isolated. For payment purposes, the test result of the out of acceptable tolerance sample will be combined with the two previous acceptable samples of the same JMF and analyzed per this specification. The material that is considered out of the acceptable tolerance will only include the material within the represented sub-lot (i.e., a maximum of 500 tons). If the previous acceptable test result is from the previous production day, only the material produced on the second production day will be considered out of tolerance. All future sub lots will not include the isolated test. The pay factors for the out of tolerance sample lot will be calculated using column C of table 4.

If, during production, a QA sample test result does not meet the acceptable tolerances and the Contractors QC sample duplicates the QA sample test result, the Contractor can make an appropriate change to the mixture (within the JMF boundaries), and request to have that sample further isolated. After the Contractor has made appropriate changes, the Contractor will visually inspect each produced load. The first visually acceptable load will be sampled and tested. If that sample test result shows compliance with the specifications, the material that is considered out of the acceptable tolerance will include the material from the previous acceptable test result to the third load after the initially sampled and tested sample. If the sample does not meet the specification requirements, the Engineer will no longer accept material. Production may resume when changes have been made and an acceptable sample and test result is obtained.

Table 3 – Quality Level Analysis by the Standard Deviation Method							
PU or PL	QU and QL for “n” Samples						
	n = 3	n = 4	n = 5	n = 6	n = 7	n = 8	n = 9
100	1.16	1.50	1.79	2.03	2.23	2.39	2.53
99	-	1.47	1.67	1.80	1.89	1.95	2.00
98	1.15	1.44	1.60	1.70	1.76	1.81	1.84
97	-	1.41	1.54	1.62	1.67	1.70	1.72
96	1.14	1.38	1.49	1.55	1.59	1.61	1.63
95	-	1.35	1.44	1.49	1.52	1.54	1.55
94	1.13	1.32	1.39	1.43	1.46	1.47	1.48
93	-	1.29	1.35	1.38	1.40	1.41	1.42
92	1.12	1.26	1.31	1.33	1.35	1.36	1.36
91	1.11	1.23	1.27	1.29	1.30	1.30	1.31
90	1.10	1.20	1.23	1.24	1.25	1.25	1.26
89	1.09	1.17	1.19	1.20	1.20	1.21	1.21
88	1.07	1.14	1.15	1.16	1.16	1.16	1.17
87	1.06	1.11	1.12	1.12	1.12	1.12	1.12
86	1.04	1.08	1.08	1.08	1.08	1.08	1.08

85	1.03	1.05	1.05	1.04	1.04	1.04	1.04
84	1.01	1.02	1.01	1.01	1.00	1.00	1.00
83	1.00	0.99	0.98	0.97	0.97	0.96	0.96
82	0.97	0.96	0.95	0.94	0.93	0.93	0.93
81	0.96	0.93	0.91	0.90	0.90	0.89	0.89
80	0.93	0.90	0.88	0.87	0.86	0.86	0.86
79	0.91	0.87	0.85	0.84	0.83	0.82	0.82
78	0.89	0.84	0.82	0.80	0.80	0.79	0.79
77	0.87	0.81	0.78	0.77	0.76	0.76	0.76
76	0.84	0.78	0.75	0.74	0.73	0.73	0.72
75	0.82	0.75	0.72	0.71	0.70	0.70	0.69
74	0.79	0.72	0.69	0.68	0.67	0.66	0.66
73	0.75	0.69	0.66	0.65	0.64	0.63	0.63
72	0.74	0.66	0.63	0.62	0.61	0.60	0.60
71	0.71	0.63	0.60	0.59	0.58	0.57	0.57
70	0.68	0.60	0.57	0.56	0.55	0.55	0.54
69	0.65	0.57	0.54	0.53	0.52	0.52	0.51
68	0.62	0.54	0.51	0.50	0.49	0.49	0.48
67	0.59	0.51	0.47	0.47	0.46	0.46	0.46
66	0.56	0.48	0.45	0.44	0.44	0.43	0.43
65	0.52	0.45	0.43	0.41	0.41	0.40	0.40
64	0.49	0.42	0.40	0.39	0.38	0.38	0.37
63	0.46	0.39	0.37	0.36	0.35	0.35	0.35
62	0.43	0.36	0.34	0.33	0.32	0.32	0.32

Table 3 – Quality Level Analysis by the Standard Deviation Method							
PU or PL	QU and QL for “n” Samples						
	n = 3	n = 4	n = 5	n = 6	n = 7	n = 8	n = 9
61	0.39	0.33	0.31	0.30	0.30	0.29	0.29
60	0.36	0.30	0.28	0.27	0.27	0.27	0.26
59	0.32	0.27	0.25	0.25	0.24	0.24	0.24

Table 4 - PWL Pay Adjustment Factors		
PWL	Pay Adjustment Factor (%) Column B	Pay Adjustment Factor (%) Column C
100	+5	0
99	+4	-1
98	+3	-2
97	+2	-3
96	+1	-4
95	0	-5
94	-1	-6

93	-2	-7
92	-3	-8
91	-4	-9
PWL<91	PWL - 100	PWL - 100

(b) Pavement Construction - Pay Adjustments.

The Engineer will determine the pavement construction pay adjustment by evaluating the construction of the pavement, based on the following parameter:

- Degree of compaction of the in-place material

Using the test values for the cores, the Engineer will use the following steps to determine the pavement construction pay adjustment for each lot of work.

1. Calculate the core bulk specific gravity values from the subplot tests values, to the nearest 0.001 unit. Obtain the Theoretical maximum Specific Gravity values from the corresponding laboratory subplot tests.
2. Calculate the Degree of Compaction:
Degree of Compaction =

$$((\text{Core Bulk Specific Gravity}) / (\text{Theoretical Maximum Specific Gravity})) \times 100\%$$
recorded to the nearest 0.1%.
3. The average compaction for the sublots shall be averaged together for the compaction level of the lot. The lots compaction test level shall be averaged and recorded to the nearest whole percent.
4. Locate the value of the Payment Adjustment Factor corresponding to the calculated degree of compaction from Table 5 or Table 5a.
5. Determine the pavement construction price adjustment by using the following formula:
Construction Pay adjustment = (Lot Quantity) x (Bid Price) x (Pay Adjustment Factor) x 30%.

Table 5: Compaction Price Adjustment Highway Locations		
Degree of Compaction (%)	Range	Pay Adjustment Factor (%)
≥ 97.0	≥ 96.75	-100*
96.5	96.26 – 96.74	-5
96.0	95.75 – 96.25	-3
95.5	95.26 – 95.74	-2
95.0	94.75 – 95.25	0
94.5	94.26 – 94.74	0
94.0	93.75 – 94.25	1
93.5	93.26 – 93.74	3
93.0	92.75 – 93.25	5
92.5	92.26 – 92.74	3
92.0	91.75 – 92.25	0

91.5	91.26 – 91.74	0
91.0	90.75 – 91.25	-5
90.5	90.26 – 90.74	-15
90.0	89.75 – 90.25	-20
89.5	89.26 – 89.74	-25
89.0	88.75 – 89.25	-30
88.5	88.26 – 88.74	-50
≤ 88.0	≤ 88.25	-100*

* or remove and replace it at Engineer's discretion

Table 5A: Compaction Price Adjustment Other ¹ Locations		
Degree of Compaction	Range	Pay Adjustment Factor (%)
≥ 97.0	≥ 96.75	-100*
96.5	96.26 – 96.74	-5
96.0	95.75 – 96.25	-3
95.5	95.26 – 95.74	-2
95.0	94.75 – 95.25	0
94.5	94.26 – 94.74	0
94.0	93.75 – 94.25	0
93.5	93.26 – 93.74	1
93.0	92.75 – 93.25	3
92.5	92.26 – 92.74	1
92.0	91.75 – 92.25	0
91.5	91.26 – 91.74	0
91.0	90.75 – 91.25	0
90.5	90.26 – 90.74	0
90.0	89.75 – 90.25	0
89.5	89.26 – 89.74	0
89.0	88.75 – 89.25	-1
88.5	88.26 – 88.74	-3
88.0	87.75 – 88.25	-5
87.5	87.26 – 87.74	-10
87.0	86.75 – 87.25	-15
86.5	86.26 – 86.74	-20
86.0	85.75 – 86.25	-25

85.5	85.26 – 85.74	-30
85.0	84.75 – 85.25	-40
84.5	84.26 – 84.74	-50
≤ 84.0	≤ 84.25	-100*

* or remove and replace at Engineer's discretion

¹ This chart is to be used for areas where the structural value of the area to be paved is less than 1.75 as determined by the Engineer. See Appendix B - Method for Obtaining Cores for Determination of Roadway Structure. This chart is applicable to rehabilitation work only; full depth construction will not be considered for Table 5a.

.04 Dispute Resolution.

Disputes or questions about any test result shall be brought to the attention of the Contractor and the Engineer within two operational days of reported test results. The following dispute resolution procedures will be used.

The Engineer and the Contractor will review the sample quality, the test method, the laboratory equipment, and the laboratory technician. If these factors are not the cause of the dispute, a third party dispute resolution will be used.

Third party resolution testing can be performed at either another Contractor's laboratory, the Engineer's laboratory, or an independent accredited laboratory. Unless otherwise mutually agreed upon by DAPA and the Engineer, the Engineer's qualified laboratory in Dover and qualified personnel shall conduct the necessary testing for third party Dispute Resolution after the Engineer has provided reasonable notice to allow the Contractor to witness this testing.

When disputes over production testing occur, the samples used for Dispute Resolution testing will be those samples the properly captured, labeled, and stored, as described in the second paragraph of the section of these specifications titled **.02 Acceptance Plan, (a) Material Production - Tests and Evaluations**. If no samples are available, the original testing results will be used for payment calculations.

Dispute Resolution samples for air void content will be heated by a microwave oven.

If there is a discrepancy between the Engineer's acceptance test result and the Contractor's test result, the Contractor may ask for the Dispute Resolution sample to be tested. The Contractor may request up to two dispute resolution samples be tested per calendar year without charge. Any additional Dispute Resolution samples run at the Contractors request where the results substantiate the acceptance test result will be assessed a fee of \$125. Any additional Dispute Resolution samples that substantiate the Contractors test result will not be assessed the fee.

When disputes over compaction core test results occur, the Engineer's acceptance core will be used for the dispute resolution sample. The Contractor will be advised on when the testing will occur as referenced above to witness the testing. The results of the dispute resolution testing shall replace all of the applicable disputed test results for payment purposes.

Appendix A - Repairing Core Holes in Bituminous Asphalt Pavement

Description.

This appendix describes the procedure required to repair core holes in a bituminous concrete pavement.

Materials and Equipment.

The following material shall be available to complete this work:

- Patch Material - DelDOT approved High Performance Cold Patch material shall be used.

The following equipment shall be available to complete this work:

- Sponge or other absorbent material - Used to extract water from the hole.
- Compaction Hammer - mechanical (electrical, pneumatic, or gasoline driven) tamping device with a flat, circular tamping face smaller than 6 inches in diameter. .

Construction Method.

After core removal from the hole, remove all excess water from within the hole, and prevent water from re-entering the hole.

Place the patch material in lifts no greater than 3 inches and compact with mechanical tamping device. If the hole is deeper than 3 inches, use two lifts of approximately equal depths so that optimum compaction is achieved. Make sure that the patch surface matches the grade of the existing roadway. Make every effort to achieve the greatest possible compaction

Performance Requirements.

The Engineer will judge the patch on the following basis:

- The patch shall be well compacted
- The patch surface shall match the grade of the surrounding roadway surface.

Basis of Payment.

No measurement or payment will be made for the patching work. The Contractor must gain the Engineer's acceptance of the patching work before the Engineer will accept the material represented by the core.

Appendix B - Method for Obtaining Cores for Determination of Roadway Structure

The Contractor is responsible for obtaining cores in areas that they propose are eligible for compaction price adjustments according to Table 5a in this specification. Table 5a is not applicable for new full-depth pavement box construction. Cores submitted for this process shall be obtained according to the following process.

1. Contact Materials & Research (M&R) personnel to determine if information about the area is already available. If M&R has already obtained cores in the location that is being investigated, the contractor may opt to use the laboratory information for the investigation and not core the area on their own.
2. If M&R does not have information concerning the section of the roadway, the contractor needs to contact M&R to arrange for verification of coring operations. Arrangements shall be made to allow for an individual from M&R to be on the site when the cores are obtained. Cores will be turned over to M&R for evaluation.
3. The Contractor is responsible for providing all traffic control and repairing core holes in accordance to 401699 Appendix A - Repairing Core Holes in Bituminous Asphalt Pavements.
4. Cores are to be taken throughout the entire project for the area in question. Cores will be spaced, from the start of the project in increments determined based on field and project specifics. Cores will be evenly distributed throughout the project location. The cores will be taken in the center of the lane in question.
5. Additional cores may be taken at other locations, if surface conditions indicate that there may be a substantial difference in the underlying section. The location of these cores should be documented and submitted to M&R.
6. Cores shall be full depth and include underlying materials. If there is a stone base included in the pavement section, at a minimum 1 core must have information concerning the thickness of the base. This is determined by augering to the subgrade surface.
7. The calculations used to determine the structural capacity of the roadway is as follows. If the contractor finds, upon starting the coring process, that the areas are of greater thickness than applicable to Table 5a, they may terminate the coring process on their own and retract the request.

Structural Number Calculations

Each pavement box material is assigned a structural coefficient based upon AASHTO design guides. The structural coefficient is used to determine the total strength of the pavement section. Materials used in older pavement sections are assigned lower structural coefficients to compensate for aging of the materials. The coefficients used to determine the structural number of an existing pavement are:

Existing Material	Structural Coefficient
HMA	0.32
Asphalt Treated Base	0.26
Soil Cement	0.16
Surface Treatment (Tar & Chip)	0.10
GABC	0.14
Concrete	0 - 0.7*

- * The Structural Coefficient of Concrete is dependent upon the condition of the concrete. Compressive strengths & ASR analysis are used to determine condition - contact the Engineer if this situation arises.

Newly placed materials use a different set of structural coefficients. They are as follows:

New Material	Structural Coefficient
HMA	0.40
Asphalt Treated Base (BCBC)	0.32
Soil Cement	0.20
GABC	0.14

Example:

Location includes placement of a 1.25" Type C overlay on 2.25" Type B. Existing roadway is cored and is shown to consist of 2" HMA on 7" GABC.

Calculation:

For the Type B lift the calculation would be:

$$\begin{array}{rcl}
 \text{Existing HMA} & 2 * 0.32 & = 0.64 \\
 \text{GABC} & 7 * 0.14 & = \underline{0.98} \\
 & & 1.62
 \end{array}$$

For the Type C lift the calculation would be:

$$\begin{array}{rcl}
 \text{Newly Placed B} & 2.25 * 0.4 & = 0.90 \\
 \text{Existing HMA} & 2 * 0.32 & = 0.64 \\
 \text{GABC} & 7 * 0.14 & = \underline{0.98} \\
 & & 2.52
 \end{array}$$

11/3/14

401752 – SAFETY EDGE FOR ROADWAY PAVEMENT

Description:

This work consists of the construction of safety edge(s) along bituminous concrete pavement or P.C.C. pavement in accordance with the details and notes on the Plans and as directed by the Engineer.

Construction Methods:

The safety edge shall not be constructed adjacent to curb or in front of guardrail sections.

In bituminous concrete pavement sections, prior to the construction of the safety edge, the fill or in situ material at the edge of pavement shall be compacted so that it is level with the top of the pavement, prior to the final surface overlay.

In bituminous concrete pavement sections, the contractor shall attach a device to the screed of the paver unit that confines the material at the end of the gate and extrudes the asphalt material in such a way that results in a compacted wedge shape pavement edge of 32 degrees (+/- 2 degrees). Contact shall be maintained between the device and the road shoulder surface. The device shall be manufactured so that it can be easily adjusted to transition at cross roads, driveways and obstructions without stopping the paver unit. The device's shape shall constrain the asphalt and cause compaction, as well as increase the density of the extruded profile.

In bituminous concrete pavement sections, the Transtech Shoulder Wedge Maker, Carlson Safety Edge End Gate or an approved equal shall be used to produce the safety edge. Contact information for these wedge shape compaction devices is listed below:

Transtech Systems, Inc.
1594 State Street
Schenectady, NY 12304
1-800-724-6306
www.transtechsys.com

or

Carlson Paving Products
18425 50th Ave. E
Tacoma, WA 98446
1-253-278-9426
www.carlsonpavingproducts.com

or an approved equal.

In P.C.C. pavement sections, the paver screed shall be modified to provide a chamfer at the end of the P.C.C. pavement in accordance with the details and notes on the Plans, or as directed by the Engineer.

Method of Measurement:

Safety Edge will not be measured for payment.

Basis of Payment:

The cost associated with the construction of safety edge(s), including but not limited to the wedge device, preparation and compaction of the fill or in situ material, and placement of the safety edge in accordance with the Plans and Details shall be incidental to the bituminous concrete pavement or P.C.C. pavement item being placed.

10/15/2013

- 401800 - BITUMINOUS CONCRETE, SUPERPAVE, TYPE C, 115 GYRATIONS, PG 64-22
(CARBONATE STONE)
- 401801 - BITUMINOUS CONCRETE, SUPERPAVE, TYPE C, 160 GYRATIONS, PG 64-22
(CARBONATE STONE)
- 401802 - BITUMINOUS CONCRETE, SUPERPAVE, TYPE C, 205 GYRATIONS, PG 64-22
(CARBONATE STONE)

- 401803 - BITUMINOUS CONCRETE, SUPERPAVE, TYPE C, 115 GYRATIONS, PG 70-22
(CARBONATE STONE)
- 401804 - BITUMINOUS CONCRETE, SUPERPAVE, TYPE C, 160 GYRATIONS, PG 70-22
(CARBONATE STONE)
- 401805 - BITUMINOUS CONCRETE, SUPERPAVE, TYPE C, 205 GYRATIONS, PG 70-22
(CARBONATE STONE)

- 401806 - BITUMINOUS CONCRETE, SUPERPAVE, TYPE C, 115 GYRATIONS, PG 76-22
(CARBONATE STONE)
- 401807 - BITUMINOUS CONCRETE, SUPERPAVE, TYPE C, 160 GYRATIONS, PG 76-22
(CARBONATE STONE)
- 401808 - BITUMINOUS CONCRETE, SUPERPAVE, TYPE C, 205 GYRATIONS, PG 76-22
(CARBONATE STONE)

- 401809 - BITUMINOUS CONCRETE, SUPERPAVE, TYPE B, 115 GYRATIONS, PG 64-22
- 401810 - BITUMINOUS CONCRETE, SUPERPAVE, TYPE B, 160 GYRATIONS, PG 64-22
- 401811 - BITUMINOUS CONCRETE, SUPERPAVE, TYPE B, 205 GYRATIONS, PG 64-22

- 401812 - BITUMINOUS CONCRETE, SUPERPAVE, TYPE B, 115 GYRATIONS, PG 70-22
- 401813 - BITUMINOUS CONCRETE, SUPERPAVE, TYPE B, 160 GYRATIONS, PG 70-22
- 401814 - BITUMINOUS CONCRETE, SUPERPAVE, TYPE B, 205 GYRATIONS, PG 70-22

- 401815 - BITUMINOUS CONCRETE, SUPERPAVE, TYPE B, 115 GYRATIONS, PG 76-22
- 401816 - BITUMINOUS CONCRETE, SUPERPAVE, TYPE B, 160 GYRATIONS, PG 76-22
- 401817 - BITUMINOUS CONCRETE, SUPERPAVE, TYPE B, 205 GYRATIONS, PG 76-22

- 401818 - BITUMINOUS CONCRETE, SUPERPAVE, BITUMINOUS CONCRETE BASE
COURSE, 115 GYRATIONS, PG 64-22
- 401819 - BITUMINOUS CONCRETE, SUPERPAVE, BITUMINOUS CONCRETE BASE
COURSE, 160 GYRATIONS, PG 64-22
- 401820 - BITUMINOUS CONCRETE, SUPERPAVE, BITUMINOUS CONCRETE BASE
COURSE, 205 GYRATIONS, PG 64-22

- 401821 - BITUMINOUS CONCRETE, SUPERPAVE, TYPE C, 160 GYRATIONS, PG 64-22,
PATCHING
- 401822 - BITUMINOUS CONCRETE, SUPERPAVE, TYPE B, 160 GYRATIONS, PG 64-22,
PATCHING
- 401823 - BITUMINOUS CONCRETE, SUPERPAVE, BITUMINOUS CONCRETE BASE
COURSE, 160 GYRATIONS, PG 64-22, PATCHING
- 401824 - BITUMINOUS CONCRETE, SUPERPAVE, TYPE C, 160 GYRATIONS, PG-64-22,
WEDGE
- 401825 - BITUMINOUS CONCRETE, SUPERPAVE, TYPE B, 160 GYRATIONS, PG-64-22,
WEDGE

- 401826 - BITUMINOUS CONCRETE, SUPERPAVE, TYPE C, 115 GYRATIONS, PG 64-22,
(NON-CARBONATE STONE)
- 401827 - BITUMINOUS CONCRETE, SUPERPAVE, TYPE C, 160 GYRATIONS, PG 64-22,
(NON-CARBONATE STONE)
- 401828 - BITUMINOUS CONCRETE, SUPERPAVE, TYPE C, 205 GYRATIONS, PG 64-22,
(NON-CARBONATE STONE)

- 401829 - BITUMINOUS CONCRETE, SUPERPAVE, TYPE C, 115 GYRATIONS, PG 70-22,
(NON-CARBONATE STONE)

**401830 - BITUMINOUS CONCRETE, SUPERPAVE, TYPE C, 160 GYRATIONS, PG 70-22,
(NON-CARBONATE STONE)**

**401831 - BITUMINOUS CONCRETE, SUPERPAVE, TYPE C, 205 GYRATIONS, PG 70-22,
(NON-CARBONATE STONE)**

**401832 - BITUMINOUS CONCRETE, SUPERPAVE, TYPE C, 115 GYRATIONS, PG 76-22,
(NON-CARBONATE STONE)**

**401833 -BITUMINOUS CONCRETE, SUPERPAVE, TYPE C, 160 GYRATIONS, PG 76-22,
(NON-CARBONATE STONE)**

**401834 - BITUMINOUS CONCRETE, SUPERPAVE, TYPE C, 205 GYRATIONS, PG 76-22,
(NON-CARBONATE STONE)**

401835 - THIN BITUMINOUS CONCRETE, SUPERPAVE, TYPE C, 115 GYRATIONS, PG 64-22

401836 - THIN BITUMINOUS CONCRETE, SUPERPAVE, TYPE C, 160 GYRATIONS, PG 64-22

401837 - THIN BITUMINOUS CONCRETE, SUPERPAVE, TYPE C, 115 GYRATIONS, PG 70-22

401838 - THIN BITUMINOUS CONCRETE, SUPERPAVE, TYPE C, 160 GYRATIONS, PG 70-22

401839 - THIN BITUMINOUS CONCRETE, SUPERPAVE, TYPE C, 115 GYRATIONS, PG 76-22

401840 - THIN BITUMINOUS CONCRETE, SUPERPAVE, TYPE C, 160 GYRATIONS, PG 76-22

.01 Description:

This specification shall govern the production and construction of bituminous concrete pavement. The following Subsections of the Standard Specifications shall be applicable: 401.01, 401.03 - 401.10, 401.12, and 401.13. All other subsections have been modified herein.

Payment for bituminous concrete shall be in accordance with item 401699. The Contractor shall read and thoroughly understand the requirements of the QA/QC specification as defined in item 401699. It is the responsibility of the Contractor to determine all costs associated with meeting these requirements and to include them in the per ton bids for the various Superpave bituminous concrete items. Payment adjustment factors will be calculated in accordance with the latest version of item 401699. Bituminous concrete may be produced by one or a combination of several technologies involving asphalt foaming processes and equipment or additives that facilitate the reduction of the temperature at which the mix can be placed and satisfactorily compacted thereby permitting the mix to be produced at reduced temperatures.

.02 Materials:

Use materials conforming to standard specifications 823. Materials for bituminous concrete shall conform to the requirements of Subsections 823.01, 823.05- 823.17, and 823.25 - 823.28 of the Standard Specifications and the following. If the Contractor proposes to use a combination of materials that are not covered by this Specification, the mix design shall be submitted and reviewed by the Engineer 30 calendar days prior to use.

a) Asphalt Binder:

Meet the requirements of Superpave performance-grade asphalt binder, as referenced in the Plans, according to M 320¹, Table 1 and tested according to AASHTO R29 with the following test ranges:

TEST Procedure	AASHTO REFERENCE	SPECIFICATION LIMITS
Temperature, °C	M 320	Per Grade
Original DSR, G*/sin (δ)	T 315	1.00 - 2.20 kPa ¹
RTFO DSR, G*/sin (δ)	T 315	>= 2.20 kPa
PAV DSR, G*/ sin (δ)	T 315	<=5000 kPa
BBR Creep Stiffness, S	T 313	<= 300.0 kPa
BBR m-value	T 313	>=0.300

Note 1: The exception to M 320 is that the original DSR shall be 1.00 to 2.20 kPa

Substitution of a higher temperature grade will require prior approval by the Engineer.

The highest low temperature grade virgin binder to be used is -22.

Depending on the level of Recycled materials used, the low temperature properties, per T 313, may be different than stated in M 320 or the previous table.

b) **Recycled Materials:**

RAP (Recycled Asphalt Pavement): Bituminous concrete pavement mechanically processed to a homogenous consistency to be recycled through the production plant for use in a new bituminous concrete mixture.

The percentage allowance of recycled materials (recycled asphalt pavement and/or shingles) shall be controlled through the use of the Materials & Research recycled mixture program available through the Materials & Research Section. The program can be used by the Contractor to determine which materials and combinations of materials can be used to meet the specified material on the contract.

If the Contractor proposes to use a combination of materials that are not covered by this program, the mix design shall be submitted and reviewed by the Engineer.

c) **Shingles:**

RAS (Recycled Asphalt Shingles): Materials reclaimed from the shingle manufacturing process such as tabs, punch-outs, and damaged new shingles mechanically broken down with 100% passing the ½ in (12.5 mm) sieve. Shipping, handling, and shredding costs are incidental to the price of Superpave item.

Post-consumer shingles or used shingles are not acceptable. Fiberglass-backed and organic felt-backed shingles shall be kept separate. Both materials shall not be used in the same mixture at the same time. All shingles shall be free of all foreign material and moisture.

The use of Recycled Asphalt Shingles will be considered for 115 gyration mix designs upon demonstration by the producer of adequate blending of the binder verified by laboratory testing on plant produced material.

d) **Mineral Aggregate:**

Conform to Section 805 and the following criteria. These criteria apply to the combined aggregate blend.

DESIGN ESAL'S (MILLIONS)	COARSE AGGREGATE ANGULARITY ¹ (% MIN)		FINE AGGREGATE ANGULARITY ² (% MIN)		CLAY CONTENT ³ (% - MIN)	FLAT AND ELONGATED ⁴ (% - MAX)
	≤ 100 MM	> 100 MM	≤ 100 MM	> 100 MM		
< 0.3	55/-	-/-	-	-	40	-
0.3 to < 3	75/-	50/-	40	40	40	-
3 to <10	85/80 ⁵	60/-	45	40	45	-
10 < 30	95/90	80/75	45	40	45	-
30	100/100	100/100	45	45	50	10

¹Coarse Aggregate Angularity is tested according to ASTM D5821.

²Fine Aggregate Angularity is tested according to AASHTO TP-33.

³Clay Content is tested according to AASHTO T176.

⁴Flat and Elongated is tested according to ASTM 4791 with a 5:1 aspect ratio.

⁵85/80 denotes that 85% of the coarse aggregate has one fractured face and 80% has two or more fractured faces.

The following source properties apply to the individual aggregates in the aggregate blend for the proposed JMF.

TEST METHOD	SPECIFICATION LIMITS
Toughness , AASHTO T96 Percent Loss, Maximum	40
Soundness , AASHTO T104 Percent Loss, Maximum for five cycles	20
Deleterious Materials , AASHTO T112 Percent, Maximum	10
Moisture Sensitivity , AASHTO T283 Percent, Minimum	80

For any roadway with a minimum average daily traffic volume (ADT) of 8000 vehicles and a posted speed of 35 mph (60 kph) or greater, the polish value of the composite aggregate blend shall be greater than 8.0 when tested according to Maryland State Highway Administration MSMT 411 B ALaboratory Method of Predicting Frictional Resistance of Polished Aggregates and Pavement Surfaces.@ RAP shall be assigned a value of 5.0. The Contractor shall supply all polish values to the Engineer upon request.

e) **Mineral Filler:**

Conform to AASHTO M17.

f) **Warm Mix Additives:**

For any WMA technology requiring addition of any material by the producer during production, the following information will be submitted with the proposed JMF for review and approval at least 30 calendar days prior to production:

1. WMA technology and/or additive information.
2. WMA technology manufacturer's recommendation for usage.
3. WMA technology target dosage rate and tolerance envelope. Support tolerance envelope with test data demonstrating acceptable mix production properties conforming to all sections of this specification.
4. WMA technology manufacturer's material safety data sheets (MSDS).
5. Documentation of past WMA technology field application including points of contact.
6. Temperature ranges for mixing and compacting.
7. Laboratory test data, samples, and sources of all mix components, and asphalt binder viscosity-temperature relationships.

Follow the manufacturer's recommendation for incorporating additives and WMA technologies into the mix. Comply with the manufacturer's recommendation regarding receiving, storage, and delivery of additives.

If the producer performs blending of the WMA technology in their tank, a separate Quality Control plan shall be submitted by the producer to the Department for review and approval at least 30 calendar days prior to production.

g) **Anti-stripping additives**

Conform to standard specifications Section 829 and blend with the asphalt cement in accordance with this specification. Incorporate anti-stripping additives when the Tensile Strength Ratio (TSR) as determined in accordance with AASHTO T283 is less than 80 or when specified for use by the Engineer.

.03 Bituminous Concrete Production – Quality Control

(a) Process Control - Material Production Quality Control.

Submit through electronic mail a QC Plan from each proposed production plant to the Engineer; no hot-mix asphalt material will be accepted until the Engineer approves the QC Plan. This plan must be submitted to the Engineer on an annual basis for review and approval prior to material production. The Engineer will send a signed copy back to the Contractor stating that it is approved. The approved QC Plan shall govern contractor operations.

The QC Plan shall include actions that will assure all materials and products will conform to the specifications, whether manufactured or processed by the Contractor, or procured from suppliers, subcontractors, or vendors. The Contractor shall perform the inspection and tests required to substantiate product conformance to contract requirements. The Contractor shall document QC inspections and tests, and provide copies to the Engineer when requested. The Contractor shall maintain records of all inspections and tests for at least one year. The records shall include the date, time, and nature of deficiency or deficiencies found; the quantities of material involved until the deficiency was corrected; and the date, time, and nature of corrective actions taken.

In the QC Plan shall detail the type and frequency of inspection, sampling, and testing deemed necessary to measure and control the various properties of material and construction governed by the Specifications. The QC Plan shall include the following elements as a minimum:

- Production Plant - make, type, capacity, and location.
- Production Plant Calibration - components and schedule; address documentation.
- Personnel - include name and telephone number for the following individuals:
 - Person responsible for quality control.
 - Qualified technician(s) responsible for performing the inspection, sampling, and testing.
 - Person who has the authority to make corrective actions on behalf of the Contractor.
- Testing Laboratory - state the frequency of accuracy checks and calibrations of the equipment used for testing; address documentation.
- Load number of QC samples (1-10 if QA sample is not within trucks 1-10)
- Locations where samples will be obtained and the sampling techniques for each test
- Tests to be performed and their normal frequency; the following, at a minimum, shall be conducted:
 - Mixture Temperature: each of the first five trucks, and each load that is sampled for QC or acceptance testing.
 - Gradation analysis of aggregate (and RAP) stockpiles - one washed gradations per week for each aggregate stockpile; RAP: five gradations and asphalt cement contents for dedicated stockpiles where new material is not being added; one gradation and asphalt cement content test per week for stockpiles where material is continually being added to the stockpile.
 - Gradation analysis of non-payment sieves
 - Dust to effective asphalt calculation
 - Moisture content analysis of aggregates - daily.
 - Gradation analysis of the combined aggregate cold feed - one per year per mixture.
 - Bulk specific gravity and absorption of blended material - one per year per mixture.
 - Ignition Oven calibration - one per year per mixture.
 - Hot-Bins: one per year per mixture.
 - Others, as appropriate.
- Procedures for reporting the results of inspection and tests (include schedule).
- Procedures for dealing with non-compliant material or work.
- Presentation of control charts. The contractor shall plot the results of testing on individual control charts for each characteristic. The control charts shall be updated within on working day as test results for each subplot become available. The control charts shall be easily and readily accessible at the plant laboratory. The following parameters shall be plotted from the testing:
 - Asphalt cement content.
 - Volumetrics (air voids, voids in mineral aggregates [VMA])

- Gradation values for the following sieves:
 - 4.75 mm (#4).
 - 2.36 mm (#8).
 - 0.075 mm (#200).
- Operational guidelines (trigger points) to address times when the following actions would be considered:
 - Increased frequency of sampling and testing.
 - Plant control/settings/operations change.
 - JMF adjustment.
 - JMF change (See 401644 Section .04(a)(1)).
 - Change in the source of the component materials.
 - Calibration of material production equipment (asphalt pump, belt feeders, etc.).
 - Rejection of material.

When any point of non-compliance with the QC plan, or material not meeting the Specifications, comes to the attention of either the Contractor or the Engineer, the other party shall be notified immediately, and the Contractor shall take appropriate corrective actions. Failure to take corrective actions immediately shall be cause for rejection of material or work by the Engineer.

The following are considered significant violations to the Contractor's QC Plan:

- Using testing equipment that is knowingly out of calibration or is not working properly.
- Reporting false information such as test data, JMF information, or any info requested by DelDOT
- Failure to perform materials testing per their approved QC Plan
- Deviating from AASHTO or DelDOT testing procedures.
- Use of any material or the use of a JMF component in a proportion that exceeds the allowable tolerance as specified in section 04(a)(1) of this specification not listed in the JMF.
- Use of the wrong PG graded asphalt.
- Failure to take corrective action per action points in the Contractors approved QC plan.

The following steps will be taken for violations listed above:

1. First offence: Written notice of violation to the Contractor
2. Second offence: Written notice of violation and forfeiture of any bonus (material production or pavement construction) payment eligibility under 401699 section .03 for that production shift.
3. Third offence: Written notice of violation, forfeiture of bonus payment eligibility, and a 5% deduction of payment based upon contract unit price in addition to any calculated pay adjustment factors per 401699 Section 03.
4. Fourth offence: Written notice of violation, forfeiture of bonus payment eligibility, 50% deduction of payment based upon contract unit price in addition to any calculated payment adjustment factor per 401699 Section 03, and immediate suspension of the Contractor until corrective actions are taken. Corrective actions shall be submitted in writing to the Engineer for approval. The Engineer may request a meeting with the Contractor to discuss proposed changes prior to lifting suspension.

Violations of Contractor QC plans shall be kept on record for a period of 1 year from the date of violation at the Central Lab.

(b) Material Production Test Equipment.

Establish, maintain, and operate a qualified testing laboratory at the production plant site of sufficient size and layout that will accommodate the testing operations of both the Contractor and the Engineer.

Facilities for the use of the Engineer and inspectors shall be a minimum of 600 square feet of floor space conditioned to maintain constant temperature of 77F with two windows and a door equipped with functional locks and latches, located such that plant activities are plainly visible from one window of the building. Work space shall be furnished with illumination, tables, chairs, desks, telephone, and water including drinking water, sanitary facilities, fuel, and power necessary to conduct all necessary tests.

Maintain all the equipment used for handling, preparing, and testing materials in proper operating condition. For any laboratory equipment malfunction, the Contractor shall remedy the situation within one working day or the Engineer may suspend production. In the case of an equipment malfunction, the Engineer may elect to test the material at another qualified testing laboratory while waiting for repairs to equipment.

Maintain minimum calibration records for the referenced equipment:

- SUPERPAVE^R Gyratory Compactor: once every year; verified once every month by the Engineer.
- Ovens: once every three months, verified once every month.
- Vacuum Container and Gauge (Rice Bowls): once every three months, verified once every month.
- Balances and Scales: once every year, verified once every month.
- Thermometers: once a year; verified once every month.
- Gyratory Compactor molds and base plates: once every year
- Mechanical Shakers: once every year
- Sieve Verifications: once every year

All calibrations shall be documented and on file for review by the Engineer at any time.

(c) Material Production Test Methods

- AASHTO T312 - Preparing and Determining the Density of Hot Mix Asphalt (HMA) Specimens by Means of the Superpave Gyratory Compactor
- AASHTO T166, Method C (Rapid Method) - Bulk Specific Gravity of Compacted Hot Mix Asphalt (HMA) Using Saturated Surface Dry Specimens
- AASHTO T308 - Determining the Asphalt Binder Content of Hot Mix Asphalt (HMA) by the Ignition Method
- AASHTO T30 - Mechanical Analysis of Extracted Aggregate
- AASHTO T209 - Theoretical Maximum Specific Gravity and Density of Hot Mix Asphalt (HMA)
- ASTM D7227 - Standard Practice for Rapid Drying of Compacted Asphalt Specimens using Vacuum Drying Apparatus

.04 Job Mix Formula (JMF)

Mix Design. Develop and submit a job mix formula for each mixture according to AASHTO R35. Each mix design shall be capable of being produced, placed, and compacted as specified. Assign a unique identification number to each JMF.

a) Development of JMF

Gradation: Use the FHWA Superpave 0.45 Power Chart to define permissible gradations for the specified mixture. Type C shall be either a No.4 (4.75 mm), 3/8" (9.5 mm), or 1/2" (12.5 mm) Nominal Maximum Aggregate Size bituminous concrete. Unless otherwise noted in the Plans, the Type C shall meet the 3/8" (9.5 mm) Nominal Maximum Aggregate Size. Type B bituminous concrete shall be the 3/4" (19.0 mm) Nominal Maximum Aggregate Size and the Bituminous Concrete Base Course (BCBC) shall be the 1" (25.0 mm) Nominal Maximum Aggregate Size. Target values for percent passing each standard sieve for the design aggregate structure shall comply with the Superpave control points and should avoid the restricted zone. Percentages shall be based on the washed gradation of the aggregate according to AASHTO T11.

In addition to the results of the material requirements specified above, the following material properties shall be provided by the contractor: bulk specific gravity G_{sb} , apparent specific gravity G_{sa} , and the absorption of the individual aggregate stockpiles to be used, tested according to AASHTO T84 and AASHTO T85 and reported to three decimal places along with the specific gravity of the mineral filler to be used, tested according to AASHTO T100 and reported to three decimal places.

Superpave Gyratory Compactive (SGC) Effort:

The Superpave Gyratory Compaction effort employed throughout mixture design, field quality control, or field quality assurance shall be as indicated below. All mixture specimens tested in the SGC shall be compacted to N_M . Height data provided by the SGC shall be employed to calculate volumetric properties at N_1 , N_D , and N_M .

Superpave Gyrotory Compactive (SGC) Effort:

DESIGN TRAFFIC LEVEL (MILLION ESAL'S)	N _{INITIAL}	N _{DESIGN}	N _{MAXIMUM}
0.3 to < 3	7	75	115
3 to < 30	8	100	160
≥ 30	9	125	205

Volumetric Design Parameters. The design aggregate structure at the target asphalt cement content shall satisfy the volumetric criteria below:

DESIGN ESAL'S (MILLION)	REQUIRED DENSITY (% OF THEORETICAL MAXIMUM SPECIFIC GRAVITY)			VOIDS-IN-MINERAL AGGREGATE (% - MINIMUM) NOMINAL MAX. AGGREGATE (MM)					VOIDS FILLED WITH ASPHALT (%)
	N _{INITIAL}	N _{DESIGN}	N _{MAX}	25.0	19.0	9.5	12.5	4.75	
0.3 to < 3	≤ 90.5	-	-	-	-	-	-	-	65.0 - 78.0
3 to < 10	-	-	-	-	-	-	-	-	-
10 < 30	-	-	-	-	-	-	-	-	-
≤ 30	≤ 89.0	96.0	≤ 98.0	12.5	13.5	15.5	14.5	16.5	65.0 - 75.0 ¹

Air voids (V_a) at N_{design} shall be 4.0% for all ESAL designs. Air voids (V_a) at N_{max} shall be a minimum of 2.0% for all ESAL designs

The dust to binder ratio for the mix having aggregate gradations above the Primary Control Sieve (PCS) Control Points shall be 0.6-1.2. For aggregate gradations below the PCS Control Points, the dust to binder ratio shall be 0.8-1.6. For the No. 4 (4.75 mm) mix, the dust to binder ratio shall be 0.9-2.0 whether above or below the PCS Control Points.

For 3/8@ (9.5 mm) Nominal Maximum Aggregate Size mixtures, the specified VFA range shall be 73.0% to 76.0% and for 4.75 mm Nominal Maximum Size mixtures, the range shall be 75 % to 78% for design traffic levels \$3 million ESALs.

Gradation Control Points:

The combined aggregates shall conform to the gradation requirement specified in the following table when tested according to T-11 and T-27.

TABLE 1

Nominal Maximum Aggregates Size Control Points, Percent Passing										
SIEVE SIZE	25.0 MM		19.0 MM		12.5 MM		9.5 MM		4.75 MM	
	MIN	MAX	MIN	MAX	MIN	MAX	MIN	MAX	MIN	MAX
37.5 MM	100	-	-	-	-	-	-	-	-	-
25.0 MM	90	100	100	-	-	-	-	-	-	-
19.0 MM	-	90	90	100	100	-	-	-	-	-
12.5 MM	-	-	-	90	90	100	100	-	100	-
9.5 MM	-	-	-	-	-	90	90	100	95	100
4.75 MM	-	-	-	-	-	-	-	90	90	100
2.36 MM	19	45	23	49	28	58	32	67	-	-

Nominal Maximum Aggregates Size Control Points, Percent Passing										
	25.0 MM		19.0 MM		12.5 MM		9.5 MM		4.75 MM	
SIEVE SIZE	MIN	MAX	MIN	MAX	MIN	MAX	MIN	MAX	MIN	MAX
1.18 MM	-	-	-	-	-	-	-	-	30	60
0.075 MM	1	7	2	8	2	10	2	10	6	12

Note: The aggregate's gradation for each sieve must fall within the minimum and maximum limits.

Gradation Classification

The Primary Control Sieve (PCS) defines the break point of fine and coarse mixtures. The combined aggregates shall be classified as coarse graded when it passes below the Primary Control Sieve (PCS) control point as defined below. All other gradations shall be classified as fine graded.

PCS CONTROL POINT FOR MIXTURE NOMINAL MAXIMUM AGGREGATES SIZE (% PASSING)					
Nominal Maximum Aggregates Size	25.0 mm	19.0 mm	12.5 mm	9.5 mm	4.5 mm
Primary Control Sieve	4.75 mm	4.75 mm	2.36 mm	2.36 mm	1.18 mm
PCS Control Point	40	47	39	47	30-60

Plant Production Tolerances:

Volumetric Property	Superpave Criteria
Air Voids (V_a) at (%) N_m	2.0 (min)
Air Voids (V_a) at N_{design} (%)	6.0 (max)
Voids in Mineral Aggregate (VMA) at N_{design}	
25.0 mm Bituminous Concrete Base Course	-1.5
19.0 mm Type B Hot-Mix	+2.0
12.5 mm Type C Hot-Mix	
9.5 mm Type C Hot-Mix	
4.5 mm Type C Hot-Mix	

The proposed JMF shall include the following:

Submit for approval to the Engineer the following documentation on Pinepave mixture design software prior to starting production of a new mixture:

1. Job mix formula (JMF) design of the component materials and target characteristic values for each mixture proposed for use. The component materials design shall include designating the source and the expected proportion (within 1 percent for the aggregate components and within 0.1 percent for the other components) of each component to be used in order to produce workable bituminous concrete meeting the specified properties. Recycled Asphalt Pavement (RAP) is one individual aggregate component regardless of fractionation size. Recycled Asphalt Shingles (RAS) is a separate component from RAP.
2. The JMF target characteristic values include the mixing temperature range, core temperature range for gyration, the percentage of the asphalt cement component (both total and virgin), and the percentages of the aggregate amounts retained on the sieves to be addressed by the JMF as shown in Table 1.
3. Plot of the design aggregate structure on the FHWA Superpave 0.45 power chart showing the maximum density line and Superpave control points.

4. Plot of the three trial asphalt binder contents at $\pm 0.5\%$ gyratory compaction curves where the percent of maximum specific gravity ($\% \text{ of } G_{mm}$) is plotted against the log base ten of the number of gyrations ($\log(N)$) showing the applicable criteria for N_i , N_d , and N_m .
5. Plot of the percent asphalt binder by total weight of the mix (P_b) versus the following:
 $\% \text{ of } G_{mm}$ at N_d , VMA at N_d , VFA at N_d , Fines to effective asphalt binder (P_{be}) ratio, and unit weight (kg/m^3) at both N_d and N_m .
6. Summary of the consensus property standards test results for the design aggregate structure, summary of the source property standards test results for the individual aggregates in the design aggregate structure, target value of the asphalt binder content, and a table of G_{mm} of the asphalt mixture for the four trial asphalt binder contents determined according to AASHTO T209.
7. Test data with each JMF and tests performed by a Qualified Laboratory on representative materials, verifying the adequacy of the design. Refer to the specifications for each mix type in order to determine the design requirements. The JMF sieve percentage values shall conform to the ranges shown in Table 1.

For any mixture that has a 20% or greater failure rate on any combined volumetric criteria, the JMF will not be approved for use on Department contracts.
8. Provide raw material of each JMF so NCAT Ignition Oven calibration correction numbers can be established for the Engineers and Contractors ovens. The Engineer shall provide an ignition oven correction number for each JMF.

.05 Approval of JMF

The Engineer will have up to three weeks once the JMF is submitted to review the submitted information.

All submitted JMF's shall correspond to the Pinepave mixture design software. The Engineer, for evaluation of the submitted JMF, will use the first three test samples. These test results acquired during production shall be within the following range compared to the submitted JMF on the Pinepave mixture design software: G_{mm} : ± 0.030 and G_{mb} : ± 0.040

a) Design Evaluation:

The Engineer may elect to evaluate the proposed JMF and suitability of all materials through laboratory trial batches. All materials requested by the Engineer shall be provided at the contractor's expense to the Central Laboratory in Dover in a timely manner upon request. To verify the complete mixture design and evaluate the suitability of all materials, the following approximate quantities are required:

- 5.25 gal (20 liters) of the asphalt binder;
- 0.13 gal (0.5 liters) sample of liquid heat-stable anti-strip additive;
- 254 lb. (115 kg) of each coarse aggregate;
- 154 lb. (70 kg) of each intermediate and fine aggregate;
- 22 lb. (10 kg) of mineral filler; and
- 254 lb. (115 kg) of RAP, when applicable.

For more expeditious approval, the Contractor may undertake the following steps:

1. Submit the proper documentation on Pinepave mixture design software.
2. Produce the new mixture for a non-Department project. The Engineer will test the material, by taking three series per section 401800 03(c). The mixture will be approved by the Engineer for Department projects if the test results are within the specifications.

A new JMF is required when any of the following conditions occur:

- A change in the source of any of the aggregate component materials
- A change in the proportion of any aggregate component by more than 5.0%

- A change in the aggregate components resulting in a change in percent passing any sieve as identified in Table 1 by more than 5% of the JMF target.
- A change in the target AC content by more than 0.20% from the JMF target to maintain other Volumetric properties of the approved JMF.
- For any mixture that has a 20% or greater failure rate on any combined volumetric criteria.

Although a new JMF is not required, the Contractor shall inform the Engineer of any proposed changes to an existing JMF. The Contractor shall notify the Engineer by electronic mail of the proposed changes. This notification shall include the total change made from the approved JMF proportions, and the effective time of the change. The Engineer will reply to the proposed changes within one operational day and notify the Contractor of the effective date of the changes.

.06 Construction.

(a) Pavement Construction Test Equipment.

The Contractor shall furnish and use in-place density gauges, and/or coring equipment to meet the requirements of these Specifications.

Weather Limitations.

Place mix only on dry, unfrozen surfaces and only when weather conditions allow for proper production, placement, handling, and compacting.

The following table of ambient temperatures for various binder grades and lift thicknesses for placement with the following parameters:

Lift Thickness (in)	PG Binder		
	76-22	70-22	64-22
1.50	50°F	45°F	40°F
2.00	40°F	38°F	35°F
3.00	32°F	32°F	32°F

- Minimum surface temperature of 32°F and
- Minimum production temperature of 275°F and
- Maximum wind speed of 8 miles per hour

Construction outside of these conditions with WMA technology will be at the discretion of the Engineer.

Compaction:

(b) Pavement Construction - Process Control.

Perform Quality Control of pavement compaction by testing in-place pavement density by the following methods.

- ASTM D2950 Standard Test Method for Density of Bituminous Concrete in Place by Nuclear Methods; the use of other density gauges shall be as per the manufacturer's recommendations.
- AASHTO T166, Method C (Rapid Method) Bulk Specific Gravity of Compacted Hot Mix Asphalt (HMA) Using Saturated Surface Dry Specimens
- ASTM D7227 - Standard Practice for Rapid Drying of Compacted Asphalt Specimens using Vacuum Drying Apparatus

Cores may be cut on the first day of paving or once after the change of a JMF for gauge calibration. The number of cores obtained for calibration purposes shall not exceed the number of QA samples obtained by the Department for payment. The Contractor may use any method to select locations for the Quality Control calibration cores. Repair all core holes in accordance with 401699 Appendix A.

Method of Measurement:

Method of Measurement will be in accordance with Subsections 401.14 and 401.15 of the Standard Specifications.

Basis of Payment:

All work completed under this item shall be considered for full payment and subsequently modified in accordance with the procedures enumerated under 401699.

Material production quality shall be evaluated per item 401699 - Quality Control/Quality Assurance of Bituminous Concrete .03 (a) Material Production - Tests and Evaluations.

Compaction quality shall be evaluated per Item 401699 - Quality Assurance of Bituminous Concrete .03 (b) Pavement Construction - Tests and Evaluations.

10/29/2014

503001 - PATCHING P.C.C. PAVEMENT, 6' TO 15', TYPE A
503002 - PATCHING P.C.C. PAVEMENT, GREATER THAN 15' TO 100', TYPE B
503006 - DOWEL BARS

Section 503 of the Standard Specification is replaced with the following:

503.01 Description. This work consists of removing and disposing of existing Portland cement concrete pavement and replacing it with new Portland cement concrete pavement. The Engineer will designate the boundaries of each repair. This work is not intended for repairing newly constructed Portland cement concrete pavement or for repairing continuously reinforced concrete pavement. This work shall be completed after any planned partial depth patching. It shall also be completed before any diamond grinding, and before any overlay.

Materials

503.02 Portland Cement Concrete. Portland cement concrete shall conform to Class A, Section 812 and have a minimum compressive strength of 2000 psi in six hours as measured by Sure-Cure Mold test cylinders. The Sure-Cure Mold test cylinders and all associated equipment shall be provided by the Contractor. The concrete will be sampled and tested by the Engineer. The Engineer may also use the concrete maturity meter in accordance with AASHTO T325 to determine compressive strength.

This concrete shall also have material present in the mixture to mitigate alkali-silica reactivity (ASR) as per Section 812. The following parameters shall be adhered to by the contractor-submitted mix design for the Portland cement concrete:

CONCRETE PROPERTY	SPECIFICATION
Water/Cementitious Material Ratio	0.40 (Max.)
Air Content (%)	4 - 7
Slump*	2 - 5"
Synthetic Fibers **	1.5 lb/yd ³ min. or as per manufacturer's recommendation

*Slump may be increased up to 8" if a Type F Admixture is utilized. All admixtures utilized in the mixture shall be non-chloride based materials.

** Synthetic fibers shall be alkali resistant polypropylene, polyethylene, or nylon fibers with a minimum length of ½" and meet the requirements of ASTM C1116, Type III.

The Contractor, in order to accomplish 2000 psi compressive strength in six hours, shall establish actual combination of weights and proportion of admixtures as required by the field conditions, ambient temperature, humidity, and wind conditions. If the Contractor, due to unfavorable conditions, is unable to accomplish the desired strength in six hours, they may reschedule to the proper timing for performing the patching work.

503.03 Load Transfer Device. Dowel bars shall conform to AASHTO M 227/M 227M grade 65 (grade 450). The entire length of the dowel shall be pre-coated to conform to AASHTO M254. If the slab is less than 10" thick, the dowels shall be 18" long with a diameter of 1 ¼". If the slab is greater than or equal to 10" thick, the dowels shall be 20" long, with a diameter of 1 ½".

Load transfer assemblies shall be fabricated from corrosion-resistant, coated dowel bars conforming to AASHTO M254. Dowel support baskets shall conform to the requirements of Standard Construction Details or details in the Plans.

503.04 Grout. Epoxy grout, when used for anchoring the dowels in place, shall conform to AASHTO M235. Concrete grout, when used for anchoring the dowels in place, shall be non-shrink grout conforming to the Corps of Engineers "Specification for Non-Shrink Grout," CRD-C621. The maximum allowable expansion

shall be 0.4 percent. The grout shall have a compressive strength no less than 3000 psi at 24 hours when tested according to ASTM C109. The initial set shall be less than 60 minutes when tested under the Corps of Engineers "Method of Test for Time of Setting of Grout Mixtures," CRD-C82.

503.05 Joint Sealants. Hot-poured joint sealant shall conform to the requirements of AASHTO M301 or AASHTO M282.

503.06 Curing Materials. Curing materials shall be as follows:

- (1) *Liquid Membrane Compounds.* The material shall conform to the requirements of AASHTO M 148, for Type 2, Class A or B white-pigmented liquid curing compound.
- (2) *Polyethylene Sheeting.* Polyethylene sheeting shall conform to the requirements of AASHTO M 171.
- (3) *Waterproof Paper.* Waterproof paper shall conform to the requirements of AASHTO M 171.
- (4) *Water Cure.* The water shall conform to Section 803.

503.07 Insulating Blankets. Insulation blankets shall be a minimum of 2" thick of fiberglass, rock wool, or other approved commercial insulation material.

CONSTRUCTION METHODS

503.08 Patching Limits. The areas of old pavement to be patched will be indicated on the Plans, or identified by the Engineer.

The limits of the area where the pavement is to be removed and patched will be painted on the existing pavement by the Engineer.

Patches can be either Type 'A' or Type 'B'. A Type 'A' patch is 15' or less in length. A Type 'B' patch is greater than 15' and less than 100' in length and contains load transfer assemblies spaced at a maximum of 15'.

Pavement replacement greater than 100' in length shall be constructed under **Section 501 Portland Cement Concrete Pavement.**

503.09 Patching Pavement. The Engineer will designate the boundaries of the concrete patch. The ends of the patch shall either match or offset by at least 2' the existing joints, any cracks, or patch ends in the immediate adjacent lanes. Transverse boundaries of the concrete patch shall be at least 2' from the existing joint line.

Patch lengths shall be at least 6' and no more than 15' without a load-transfer device. The patch shall be the full width of the existing slab or as noted on the Plans. The patch depth shall be no less than the existing slab.

The entire perimeter of the patch that is adjacent to concrete shall be sawed full depth by a concrete saw equipped with a diamond blade or approved equal of sufficient size to cut the concrete slabs to the required depth along straight and plumb lines. All perimeter cuts shall be plumb and parallel to or normal to the centerline of the roadway. Cutting, removing, and replacing existing hot-mix overlays up to 8" on the concrete shall be considered incidental to this item. Any over cut into the remaining slabs shall be kept to a minimum and shall be sealed (incidental to the sealing of the patch if not overlaid; if overlay is planned, no sealing will be required.). Any existing tie-steel across the patch perimeter line shall be cut. The Contractor may make additional cuts (such as diagonal and slanted cuts) to facilitate the removal of the concrete within the patch boundaries. The additional cuts to facilitate removal shall be incidental to the saw cutting item and will not be measured or paid. Cutting shall not precede the removal operations by more than two days.

The concrete in the repair area shall be removed by the lift-out technique without damaging the remaining concrete slabs or disturbing the base and subgrade. The lift out technique involves drilling holes into the patch to insert lifting hooks, pins, or chains. Improper actions (such as dropping the removed slab on adjacent concrete pavement, damaging the pavement edge due to Contractors methods, or other actions deemed damaging by the Engineer) leading to slab damage, shall be repaired by the Contractor, by an approved method, at no cost to the Department.

When the lift-out technique is not feasible, concrete in the patch area shall be broken by an approved mechanical pavement breaker or jackhammers and removed. The removal of the existing concrete and hot-mix overlay shall be executed with minimal disturbance to the remaining concrete or foundation. Any damage beyond the limits of the patch, caused by the improper actions of the Contractor shall be repaired to the satisfaction of the Engineer at no cost to the Department.

Where the patch is next to the shoulder and removal of the concrete results in a clean, uniform shoulder edge, the Engineer may allow the Contractor to use the shoulder edge as the form for the new concrete. Any portion of the shoulder pavement structure removed or disturbed by the patching operation shall be repaired in kind by the Contractor and the cost shall be incidental to the patching item(s). Saw cutting the joint between the concrete pavement and shoulder may assist in maintaining a clean, uniform shoulder edge. If the adjacent shoulder is concrete, the saw cut will be measured and paid for. If the adjacent shoulder is hot-mix asphalt, no measurement or payment will be made.

503.10 Patch Preparation. After removal of the concrete, the repair area shall be cleaned out with hand tools. Particular attention shall be given to existing longitudinal joint areas due to the possibility of loose concrete where the joint cracked away from the plumb line during the original construction. All vertical faces shall be cleaned of loose and deleterious material, prior to the placement of concrete.

Any base or subgrade that is unstable shall be removed to a maximum depth of 6" as directed by the Engineer. No new base material shall be placed; the excavated area will be filled with the concrete when the patch concrete is placed. The excavation is to be paid for under Item 212001 - Undercut, Excavation, Patching, with the replacement material to be concrete SY-IN paid for under Item 503503 - Patching Concrete. After the old concrete is removed, the patch areas shall be protected from water intrusion when precipitation is forecast.

Dowels shall be placed to provide load transfer at mid-depth $\pm 1"$ of the ends of the patch along the transverse joint at $12" \pm 1"$ on-center spacing, at least 6" from the slab edge. The dowel holes shall be drilled parallel to the profile and centerline of the pavement to an embedment depth of half the dowel bar length. The equipment for drilling holes in the face of the remaining concrete slabs must be capable of producing holes of proper size, depth, and angle. The drill must not crack or spall the remaining concrete. A drill support system shall be used to ensure proper hole alignment.

Dowel holes shall be drilled to a diameter of $1 \frac{3}{4}"$ for cementitious grout and $1 \frac{9}{16}"$ for epoxy grout. If the existing concrete breaks during drilling, cut away more concrete or relocate the hole to provide a solid support for the dowel. Fill any unused hole with cement grout or epoxy grout. Any damage caused by the Contractor's technique shall be repaired at no added cost to the Department.

The holes shall be blown clean with compressed air prior to placing the anchoring epoxy or grout material. The anchoring material shall be injected into the back of the hole to provide complete coverage around the dowels without any voids. The dowels, each with a grout retention disk, shall be inserted into the holes with a twisting motion and seated into place by tapping. The disk shall be flush to the face of the existing concrete. The dowels shall be solidly held in proper alignment before placement of the patch concrete.

Dowel placement and joint construction details for contraction joints within the patch area shall conform to the requirements of Standard Construction Details or details in the Plans.

The following are the allowable dowel translations and rotations: Vertical rotation - the difference in depth (vertical position) between the midpoint and the exposed end of the dowel; the allowable tolerance is $\frac{1}{4}"$ of vertical deviation from the true longitudinal axis of the pavement. Horizontal rotation - the difference in lateral position between the midpoint and the exposed end of the dowel; the allowable tolerance is $\frac{1}{4}"$ of horizontal deviation from the true longitudinal axis of the pavement. Longitudinal translation - the longitudinal distance between the exposed end of the dowel and the edge of the patch is 10" with an allowable tolerance of $\pm 1"$.

The dowels at the end of each patch will be paid for under Item 503006-Dowels.

Side forms may be required when the patch is adjacent to a hot mix shoulder and the shoulder is damaged during concrete removal.

Bonding of the transverse and longitudinal sides of the patch to the adjacent concrete slabs shall be prevented by an approved bond-breaking material such as a sheet of plastic over the vertical face or a light coating of a wax based curing compound covering the vertical face.

For existing composite pavements (hot-mix over concrete) that will not be overlaid, a 2" lift of hot-mix shall be placed over the concrete after the concrete has reached strength sufficient to allow opening to traffic.

503.11 Placing Concrete. Portland cement concrete shall be placed according to the requirements of Subsection 501.07. The concrete shall be deposited directly on the foundation and shall be uniformly distributed and spread over the entire foundation. Each patch area shall be cast in one continuous operation.

503.12 Consolidating and Finishing Concrete. The concrete shall be consolidated with an internal vibrator, particularly near the edges, corners, and around the dowels. The vibrator must be capable of visibly affecting the concrete from a distance of 1' from the vibrator head.

Except when a hot-mix surface is required or when an overlay will be placed, the surface of the patch concrete shall be struck off flush with the existing pavement. For patches up to 10' long, the screed shall be placed parallel to the centerline of the roadway. For longer patches, the screed may be placed perpendicular to the centerline of the roadway. The surface of the concrete patch shall be textured to match the surrounding pavement (tining, grooves, etc.), except when an overlay will be placed or diamond grinding will be performed.

The riding surface texture, profile, and cross section of the concrete patches shall meet the following requirements:

When the patch surface will be overlaid with Hot-Mix Asphalt as part of this Contract, the patch shall be broom finished or tined, with the texture applied in a direction perpendicular to the traffic flow. The profile and cross slope shall match the adjacent pavement surface. If the profile in the finished patch area contains excessive surface deviations, the patch is unacceptable. Excessive deviations are surface deviations greater than 1/8" from a reference line between points not greater than 10' apart along the direction of traffic.

When the patch surface will be part of the final surface of the roadway, the patch surface shall be finished to match the texture of the adjacent pavement. The patch surface cross section shall match the preceding and following pavement surfaces. The Engineer may test for excessive deviations with a straightedge, a California-type profilometer, or other surface measuring devices. When tested with a straightedge, excessive deviations are surface deviations greater than 1/8" from a reference line between points not greater than 10' apart along the direction of traffic. When tested with a profilograph, excessive deviations are surface deviations greater than 0.3" above or below a reference line between points not greater than 25' apart along the direction of traffic, when the pavement will not be diamond ground end-to-end after patching. When the pavement will be diamond ground end-to-end after patching, excessive deviations are defined as surface deviations greater than 0.4" above or below a reference line between points not greater than 25' apart along the direction of traffic and less than 0.3" after grinding. The Contractor shall correct unacceptable deviations in the patch areas before starting the end-to-end grinding.

503.13 Curing and Protecting. Curing shall conform to the requirements of Subsections 501.11 and 501.12 and the following:

The patch shall be cured and protected with either a liquid membrane curing compound and polyethylene sheeting or wet burlap and polyethylene sheeting. When liquid membrane curing compound is used, it shall be applied uniformly upon completion of the patch texturing at a rate of 150 ft²/gallon and then covered with polyethylene sheeting.

When burlap/polyethylene sheeting is used, the patch shall be covered with a layer of wet burlap immediately after the concrete has achieved initial set, and the wet burlap shall be covered with a polyethylene sheet.

After the curing compound/polyethylene sheeting or burlap/polyethylene sheeting is applied, the patch shall be covered with an approved insulation blanket, and it shall remain in place until the concrete has achieved the design strength. Edges and seams in the insulation shall be secured to prevent penetration of the wind.

503.14 Joints. The transverse and longitudinal joints shall be formed or sawed as shown on the Standard Construction Details Transverse joints within the patch area shall be sawed at the proper time to assure proper cracking at the transverse crack. Cleaning and sealing of the joints with hot poured sealant material shall be completed within 5 days after concrete placement if no overlay is planned.

The non-repaired transverse joints on each side of the patched area shall also be cleaned and resealed. Joints shall be cleaned by mechanical wire brushing or by light sandblasting. Immediately prior to resealing, the joint groove shall receive a final cleaning with compressed air having a minimum pressure of 90 psi .

Repairs to damaged concrete or hot-mix shoulder shall be completed before the patch area is subjected to any traffic loading.

503.15 Defective Work. Concrete which fails to reach the full design strength in the specified 6-hours may be considered defective concrete based upon its structural adequacy.

If the concrete is determined to not be structurally adequate by the Engineer, it is considered defective and it shall be removed and replaced at no additional cost to the Department. If the concrete is determined to be structurally adequate by the Engineer and the concrete can remain in place, the Contractor may accept a prorated payment for the below-specified concrete as referenced below. If the Contractor does not wish to accept the prorated payment, the below-specified concrete shall be removed and replaced at no cost to the Department.

503.16 Method of Measurement. The quantity of Portland cement concrete pavement patch will be measured as the actual number of square yards of concrete patch placed and accepted. The width of measurement will be the full width from outside of the completed patches as constructed, measured parallel to the transverse saw cuts. The length will be the actual length measured parallel to the centerline of the pavement.

The quantity of dowel bars will be measured as the actual number of dowel bars installed and accepted at the ends of each patch. Dowel bars and support assemblies (load transfer assemblies) installed at internal joints in Type B Patches will not be measured but will be considered as incidental to the Contract price per square yard for Item 503002 - Patching P.C.C. Pavement, greater than 15' to 100', Type B.

503.17 Basis of Payment. The quantity of Portland cement concrete pavement patch will be paid for at the Contract unit price per square yard . Price and payment will constitute full compensation for furnishing, hauling, and placing all materials, including high-early strength concrete; load transfer assembly, and joint filler (where applicable); for removing, and disposing of existing concrete; for preparing the foundation; for tooling, finishing, curing, sealing of over cuts in non-overlay areas, and protecting the new concrete; for disposing of excess material; and for all labor, equipment, tools, and incidentals required to complete the work. In addition, the price and applicable payment(s) will be based on Type A or Type B Patches.

Price Adjustment for Low Strength Concrete. Prorated payment for concrete as specified in Subsection 503.15 shall be calculated as shown in the following equation:

$$\text{Prorated Payment} = \frac{\text{Actual 6-hour Compressive Strength}}{\text{Specified 6-hour Compressive Strength}} \times (\text{Quantity of Concrete}^*) \times (\text{Bid Price}^{**})$$

* The quantity for which the low compressive strength results represent.

** Item bid price; not material cost.

NOTE:

If the Engineer directs the Contractor (in writing) to place Portland cement concrete which is in violation to any applicable Specifications, or if any other Department Specification is violated, this Prorated Payment will not be enforced.

The quantity of dowel bars will be paid for at the Contract unit price per each. Price and payment will constitute full compensation for drilling holes, furnishing and installing grout and dowel bars with grout retention disk and for all labor, equipment, tools, and incidentals required to complete the work.

Saw cutting the perimeter of the patch that is adjacent to concrete (including shoulder if applicable) will be measured and paid for under item 762002 - Saw Cutting, Concrete, Full Depth. All other saw cutting, including the joint between the concrete and hot-mix asphalt shoulder, will be incidental to the patching item(s).

Hot-pour sealant, if applicable, will be measure and paid for under item 503501.

Any damage caused by the lift-out technique of the Contractor, shall be repaired by the Contractor at no cost to the Department.

10/4/06

612535 - CLEANING DRAINAGE PIPE, 15" - 24" DIA.
612536 - CLEANING DRAINAGE PIPE, GREATER THAN 24" DIA.

Description:

This work consists of cleaning existing drainage pipe. It is the intent that equipment and cleaning methods used to perform this work conform to Specification Guidelines prepared by the National Association of Sewer Service Companies (NASSCO) hereinafter referred to as the NASSCO Specifications.

Materials and Construction Methods:

Water used for cleaning shall be safe for all downstream environments. The source for the cleaning water shall be approved by the Engineer.

Equipment and construction methods shall be in accordance with the requirements under Sewer Line Cleaning, High-Velocity Jet (Hydrocleaning) found in the NASSCO Specifications. Equipment shall be operated in accordance with the manufacturer's instructions. The cleaning operation shall consist of up to three passes of the hydrocleaning equipment. If three passes do not adequately clean the pipe, the Engineer may direct the Contractor to use other procedures covered by other item(s) of work.

Material removed during the pipe cleaning operation shall be disposed by the Contractor at a site approved by the Engineer.

Method of Measurement:

The quantity of drainage pipe cleaned will be measured as the actual number of linear feet (linear meters) of pipe cleaned and accepted measured from end to end.

Basis of Payment:

The quantity of pipe cleaned will be paid for at the Contract unit price per linear foot (linear meter). Price and payment will constitute full compensation for furnishing equipment and water, disposing of removed material and for all labor, equipment, tools and incidentals to complete the work.

12/8/09

705528 - TEMPORARY CURB RAMP

Description:

This item shall consist of furnishing, erecting and installing Temporary Curb Ramps at the required location(s) and in accordance with the notes and details on the Plans and as directed by the Engineer.

After the completion of the project, the Temporary Curb Ramps shall become the property of the Contractor and shall be removed from the project site.

Materials and Construction Methods:

The Temporary Curb Ramps shall be used as required during maintenance of traffic and pedestrians during construction as directed by the Engineer. Curb ramps must be provided wherever an accessible pedestrian route crosses a curb or experiences a change of grade requiring a temporary curb ramp. The smallest possible slope should be used for all ramps and the maximum slope is 1:12. Transitions from ramps to walks or streets should be flush without abrupt changes. The adjoining landing areas, within three (3) feet of temporary curb ramps, shall not exceed 1:20. Temporary curb ramps must have a minimum width of 36", exclusive of flared sides. Temporary curb ramp surfaces must be stable and slip resistant. Changes in surface level up to ¼ inch may be vertical without edge treatment. Changes in surface level greater than ¼ inch must use a ramp. If a curb ramp is located where pedestrians must walk across the ramp or where the ramp is not shielded by handrails or guardrails, it must have flared sides. The maximum slope of the flare shall be 1:10.

The Contractor shall submit the locations of temporary curb ramps to be used during each stage of construction to the Engineer as part of the maintenance of pedestrian access plan for approval. The Engineer shall approve the Temporary Curb Ramp materials including the posts and methods of fabrication prior to installation.

Due to space limitations, the Contractor may be required to move the temporary curb ramps and/or reposition curb ramps from time to time so that adjacent construction activities and pedestrian access can coexist within the project site simultaneously as required. No payment shall be made for such relocation and the cost shall be incidental to the item.

Method of Measurement:

Temporary Curb Ramps shall be erected by the Contractor as required with payment to be made on an each (EA) used basis for the duration of the contract for temporary curb ramps actually furnished and used as required and approved by the Engineer.

Basis of Payment:

The number of temporary curb ramps measured as described above, shall be paid for at the contract unit price bid per each as required by the Contract. Price and payment shall be full compensation for furnishing, placing, maintaining, repositioning, preparation and cleaning the curb ramp area, removal and disposal of the temporary curb ramps and related accessories, furnishing all labor, materials, equipment, tools and all incidentals necessary to complete the work. Temporary Curb Ramps stolen or damaged shall be replaced at the Contractor's expense.

12/18/08

705530 – TRIANGULAR CHANNELIZING ISLANDS

Description:

Furnish all materials to construct Triangular Channelizing Island(s) on a prepared foundation as shown on the details in Plans, at the location(s) shown on the Plans, and/or as directed by the Engineer.

Materials:

Provide materials as specified in:

Graded Aggregate Base Course	Section 302
Bituminous Pavement	Section 401
Bituminous Patching	Section 406
Portland Cement Concrete	Section 812, Class B
Expansion Joint Material	Subsection 808.06
Curing Compound	Subsection 812.02 (i)
Delineator	As Submitted and approved by Engineer

General: Submit all proposed sources of materials to Materials and Research Section in accordance with Subsection 106.01.

Construction Methods:

A. Construction of Triangular Channelizing Island(s)

1. Sawcut existing bituminous concrete pavement or PCC pavement, if applicable;
 - a. For bituminous concrete pavements, sawcut 2' minimum from the proposed face of curb of the island to allow enough room to achieve compaction for hot-mix patching;
 - b. For PCC pavement, sawcut at the proposed face of curb.
2. Remove bituminous concrete pavement or PCC pavement and dispose of in accordance with Subsection 106.09 and/or permits, if applicable;
3. Prepare the foundation for the curb in accordance with Subsections 701.05;
4. Place Graded Aggregate Base Course (GABC) for curb installation at the location and depths shown on the plans in accordance with Section 302;
5. Layout and pour PCC Curb Type II in accordance with Section 701 unless otherwise specified on the plans or directed by the Engineer;
 - a. Finish curb in accordance with Subsection 701.11;
 - b. Cure curb in accordance with Subsection 701.13;
 - c. Backfill curb in accordance with Subsection 701.14 after removal of forms, or upon completion of slip-form operation;
6. Prepare the foundation for the sidewalk in accordance with Subsection 705.05;
7. Place concrete for sidewalk at depth(s) shown on plans in accordance with Section 705;
 - a. Install 4" PVC sleeve for signs at locations shown on plans;
8. Construct Curb Ramps, if applicable, in accordance with the requirements of the Standard Construction Details, any modifications on the plans and to all the applicable requirements of Section(s) 302 and 705 of the Standard Specifications.
9. Furnish and install Sidewalk Surface Detectable Warning System, if applicable, in accordance with the requirements of the Standard Construction Details and to all the applicable requirements of Section 705.

10. Perform bituminous concrete patching in accordance with Section 406 and/or PCC patching in accordance with Section 503, if applicable, as shown on plans or otherwise match existing pavement structure;
11. Furnish and install Delineator(s) on the leading ends/corners of the island(s).

Method of Measurement:

The quantity of Triangular Channelizing Island(s) will be measured as the number of square foot (square meter), from face of curb to face of curb, of Triangular Channelizing Island(s) installed and accepted.

Sidewalk Surface Detectable Warning System will be measured and paid for under Item No. 705007.

Basis of Payment:

The quantity of Triangular Channelizing Island(s) will be paid for at the Contract unit price per square foot (square meter). Price and payment constitutes full compensation for sawcutting hot-mix, sawcutting concrete full depth, removal and disposal of existing materials, foundation preparation, furnishing and placing all materials including but not limited to; GABC, concrete for curb and sidewalk, expansion joint material, the construction of curb ramps within the limits of the island, bituminous pavement and/or PCC pavement patching, for furnishing and installing delineator(s) and for all labor, tools, and incidentals necessary to complete the work.

No additional payment will be made under other contract items for work necessary to construct the island except Item No. 705007 - Sidewalk Surface Detectable Warning System.

Note: The curb and sidewalk components are not to be placed monolithically unless otherwise directed by the Plans or the Engineer.

10/25/2013

708508 - DRAINAGE SAFETY END STRUCTURE

Description:

This work consists of furnishing all materials and constructing drainage safety end structures in accordance with the locations, and notes on the Plans, the Standard Construction Details, and/or as directed by the Engineer.

Materials and Construction Methods:

Portland Cement Concrete shall conform to the requirements of Class B, Section 812; and all remaining materials shall meet the requirements listed in the details shown on the Plans.

Construction methods shall comply with the applicable requirements of Section 708 of the Standard Specifications, and those shown in the details shown on the Plans.

Method of Measurement:

The quantity of drainage safety end structures will be measured as the actual number constructed and accepted.

Basis of Payment:

The quantity of drainage safety structures, will be paid for at the Contract unit price bid per each. Price and payment will constitute full compensation for furnishing all materials including reinforcing bars, grate(s), excavation, backfill and backfilling, disposal of surplus and unsuitable materials, for all labor, tools, equipment and incidentals necessary to complete the item.

10/3/03

708585 - JUNCTION BOX, 48" X 30"
708586 - JUNCTION BOX, 48" X 48"
708587 - JUNCTION BOX, 66" X 30"
708588 - JUNCTION BOX, 66" X 48"
708589 - JUNCTION BOX, 66" X 66"

Description:

This work consists of furnishing materials and constructing a junction box of the type specified on the Plans, and as directed. It includes excavation, placing of pipe, concrete masonry, reinforcing and forms all in conformity with the Standard Construction Details, the Plans, and these specifications.

Materials:

Materials used in the construction of the junction box shall conform to Subsections 708.02, 708.03, and 708.04 of the Standard Specifications.

Construction Methods:

Construction methods shall conform to Standard Construction Details and applicable requirements of Section 708 of the Standard Specifications.

Method of Measurement:

The quantity of junction boxes will be measured as the actual number of junction boxes constructed in accordance with these special provisions, complete in place and accepted.

Basis of Payment:

The quantity of junction boxes will be paid for at the Contract unit price for each. Price and payment shall constitute full compensation for furnishing and placing all materials, including bar reinforcement; for all excavation and backfilling around the structures, for the disposal of surplus materials; and for all labor, equipment, tools, and incidentals necessary to complete the item.

6/27/01

710501 - CONVERTING EXISTING CATCH BASIN TO MANHOLE

Description:

This work consist of furnishing all materials, and constructing a manhole from an existing catch basin in accordance with the locations, notes and details shown on the Plans, and as directed by the Engineer.

Materials and Construction Methods:

Materials and construction methods shall conform to the applicable requirements of Section 708 of the Standard Specifications, and as specified on the Plans.

Portland Cement Concrete shall meet the requirements of Class B, Section 812 of the Standard Specifications.

Method of Measurement:

The quantity of catch basins converted to manholes will be measured as the number of catch basins converted to manholes and accepted.

Basis of Payment:

The quantity of catch basins converted to manholes will be paid for at the Contract unit price per each. Price and payment will constitute full compensation for constructing the manhole from the existing catch basin, for all materials including reinforcing steel, cover & frames and for all labor, equipment, tools, and incidentals necessary to complete the item. The cost for salvaging and delivering gratings to the location as specified on the Plans shall be included in the unit price bid for the item.

7/9/02

710506 - ADJUST AND REPAIR EXISTING SANITARY MANHOLE

Description:

This work consists of adjusting and repairing existing sanitary manholes in accordance with notes and details on the Plans and as directed by the Engineer.

Materials and Construction Methods:

Materials and construction methods shall conform to the applicable requirements of Section 710 of the Standard Specifications, and the Standard Specifications of the owner of the sewer system. If there is a conflict between the Department's Specifications and the Specifications of the owner, the latter will prevail.

Method of Measurement and Basis of Payment:

The method of measurement and basis of payment for the item shall be made in accordance with Subsections 710.09 and 710.10 of the Standard Specifications.

8/28/01

744544 – ADJUST OR REPAIR EXISTING CONDUIT JUNCTION WELL

Description:

This work consists of adjusting or repairing existing conduit junction wells, including furnishing all materials, in accordance with this specification, notes and details on the applicable Plans, the Standard Construction Details, and as directed by the Engineer. If Bonding and Grounding of the unit is required, that work will be paid for under “Bonding and Grounding Existing Junction Well”.

Materials:

Portland cement concrete shall conform to the requirements of Section 812, Class B.
Mortar shall conform to the requirements of Section 611.
Brick shall conform to the requirements of Section 611.
Concrete block shall conform to the requirements of Section 819.

Construction Methods:

Repair of conduit junction wells includes repairing/patching the masonry walls and resetting existing frames and lids or precast polymer concrete covers.

Adjusting involves raising the elevation of the frame and lid to match the grade of the surrounding area.

Method of Measurement:

The quantity of conduit junction wells adjusted or repaired will be measured as the actual number of conduit junction wells adjusted or repaired and accepted. If a new frame and lid or precast polymer concrete cover is needed, it will be supplied under a separate item.

Basis of Payment:

The quantity of conduit junction wells will be paid for at the Contract unit price per each junction well. Price and payment will constitute full compensation for excavating, backfilling, compacting and disposing of excess materials, for furnishing and placing all materials and for all labor equipment, tools and incidentals required to complete the work.

2/29/12

748502 - RAISED/RECESSED PAVEMENT MARKER

Description:

This work consists of furnishing and installing raised/recessed pavement markers in accordance with the Plans and these specifications.

Materials:

The cast iron housing shall meet the requirements of ASTM A 536-84, Grade 72-45-84.

The reflectors shall meet the requirements of ASTM D 4383-03.

For installation on interstates, freeways, and principal arterials, the pavement marker shall have red reflectorized material on the back side (the side not facing the direction of traffic).

Epoxy shall meet the requirements of AASHTO M237, Type IV.

The followings models have been tested and approved by the Department and shall be used:

The followings models have been tested and approved by the Department and shall be used:

1. Ennis Paint - Stimsonite Model 101LPCR with Model C40 reflective pavement markers.
2. Ray-O-Lite Model 300 Snowplowable Marker with Model 2004 Reflector.
3. Or Approved Equal.

Construction Methods:

Pavement shall be saw cut to match the bottom contour of the marker housing using a saw and blade suitable for the pavement material being sawed. The depth of the cut slot must allow the housing to be set in epoxy, with leveling lugs resting on the pavement surface, so that the front edge of marker is at or below the surface of the pavement. Excessive saw cuts must be repaired to the satisfaction of the Engineer. When cutting is complete, the slot shall be cleaned as recommended by the manufacturer of the epoxy material. The epoxy and pavement marker will be installed in the prepared contour slot in the pavement per the manufacturer's recommendations.

Placement shall be in accordance with the DE MUTCD.

Method of Measurement:

The quantity of raised/recessed pavement markers will be measured as the actual number installed and accepted.

Basis of Payment:

The quantity of raised/recessed pavement markers will be paid for at the Contract unit price per each. Price and payment will constitute full compensation for furnishing all materials, installation, saw-cutting, cleaning, disposal of discarded materials, for all labor, tools, equipment, all necessary incidentals associated with the item to complete the work.

07/26/2011

- 748506 - PERMANENT PAVEMENT STRIPING, EPOXY RESIN PAINT, WHITE/YELLOW, 4"**
748507 - PERMANENT PAVEMENT STRIPING, EPOXY RESIN PAINT, WHITE/YELLOW, 6"
748508 - PERMANENT PAVEMENT STRIPING, EPOXY RESIN PAINT, WHITE/YELLOW, 8"
748509 - PERMANENT PAVEMENT STRIPING, EPOXY RESIN PAINT, WHITE/YELLOW, 12"
748510 - PERMANENT PAVEMENT STRIPING, SYMBOL/LEGEND, EPOXY RESIN PAINT
748535 - PERMANENT PAVEMENT STRIPING, EPOXY RESIN PAINT, BLACK, 4"
748536 - PERMANENT PAVEMENT STRIPING, EPOXY RESIN PAINT, BLACK, 6"
748537 - PERMANENT PAVEMENT STRIPING, EPOXY RESIN PAINT, BLACK, 8"
748538 - PERMANENT PAVEMENT STRIPING, EPOXY RESIN PAINT, BLACK, 10"
748539 - PERMANENT PAVEMENT STRIPING, EPOXY RESIN PAINT, BLACK, 12"
748540 - PERMANENT PAVEMENT STRIPING, EPOXY RESIN PAINT, BLACK, 16"
748548 - PERMANENT PAVEMENT STRIPING, EPOXY RESIN PAINT, WHITE/YELLOW, 5"
748549 - PERMANENT PAVEMENT STRIPING, EPOXY RESIN PAINT, WHITE/YELLOW, 10"
748557 - PERMANENT PAVEMENT STRIPING, EPOXY RESIN PAINT, BLACK, 3"
748559 - PERMANENT PAVEMENT STRIPING, EPOXY RESIN PAINT, BLACK, 5"
748568 - PERMANENT PAVEMENT STRIPING, EPOXY RESIN PAINT, BLACK, 9"
748569 - PERMANENT PAVEMENT STRIPING, EPOXY RESIN PAINT, BLACK, 14"

Description:

This work consists of striping layout, furnishing and applying white or yellow, epoxy reflectorized pavement markings or black epoxy contrast pavement markings at the locations and in accordance with the patterns indicated on the Plans, or as directed by the Engineer, and in accordance with these specifications.

The white/yellow epoxy marking material shall be hot-applied by spray methods onto bituminous and/or Portland cement concrete pavement surfaces as required by the Plans. Following an application of double drop glass beads of two sizes and upon curing, the resultant epoxy marking shall be an adherent reflectorized stripe of the specified thickness and width that is capable of resisting deformation by traffic. All marking materials shall be certified lead free and free of cadmium, mercury, hexvalent chromium, and other toxic heavy metals.

The black epoxy marking shall be a two-component, hot-spray applied epoxy resin pavement marking material to be used for pavement marking on Portland cement concrete pavement surfaces. Following an aggregate drop, and upon curing, it shall produce an adherent stripe of specified thickness and width capable of resisting wear from traffic. Black contrast pavement markings will be required on all Portland cement concrete pavements.

Materials Requirements:

A. White and Yellow Reflectorized Epoxy

1. Epoxy Composition Requirements:

The epoxy resin composition shall be specifically formulated for use as a pavement marking material and for hot-spray application at elevated temperatures. The type and amounts of epoxy resins and curing agents shall be at the option of the manufacturer, providing the other composition and physical requirements of this specification are met.

The epoxy marking material shall be a two-component (Part A and Part B), 100% solids type system formulated and designed to provide a simple volumetric mixing ratio (e.g. two volumes of Part A to one volume of Part B).

Component A of both white and yellow shall conform to the following requirements:

% BY WEIGHT		
	WHITE:	YELLOW:
Pigments	Titanium Dioxide - 18% Min. (ASTM D476, Type II)	Organic Yellow - 6%-10%
Epoxy Resin	75% Min., 82% Max.	70% Min., 77% Max.

The entire pigment composition shall consist of either titanium dioxide and/or organic yellow pigment. No extender pigments are permitted. The white pigment upon analysis, shall contain a minimum of 16.5% TiO_2 (100% purity).

Epoxy Content-WPE (Component A) - The epoxy content of the epoxy resin will be tested in accordance with ASTM D1652 and calculated as the weight per epoxy equivalent (WPE) for both white and yellow. The epoxy content will be determined on a pigment free basis. The epoxy content (WPE) shall meet a target value provided by the manufacturer and approved by the Department's Material and Research Section (from now on will be addressed as Department). A ± 50 tolerance will be applied to the target value to establish the acceptance range.

Amine Value (Component B) - The amine value of the curing agent shall be tested in accordance with ASTM D2074-66 to determine its total amine value. The total amine value shall meet a target value provided by the manufacturer and approved by the Department. A ± 50 tolerance will be applied to the target value to establish the acceptance range.

Toxicity - Upon heating to application temperature, the material shall not exude fumes which are toxic or injurious to persons or property.

Viscosity - Formulations of each component shall be such that the viscosity of both components shall coincide (within 10%) at a recommended spray application.

2. Physical Properties of Mixed Composition:

Unless otherwise noted, all samples are to be prepared and tested at an ambient temperature of $73 \pm 5^\circ\text{F}$. ($23 \pm 3^\circ\text{C}$).

- a. Color. The white epoxy composition when applied at a minimum wet film thickness of 20 ± 1 mils ($500 \mu\text{m}$) as applicable and allowed to dry, shall plot within the boundaries described by the four corner points listed in Tables 1 and 2 of ASTM D 6628-01 when measured in accordance with the test methods prescribed in Section 7 of ASTM D 6628-01.

The yellow epoxy composition when applied at a minimum wet film thickness of 20 ± 1 mils ($500 \mu\text{m}$) as applicable and allowed to dry, shall plot within the boundaries described by the four corner points listed in Tables 1 and 2 of ASTM D 6628-01 when measured in accordance with the test methods prescribed in Section 7 of ASTM D 6628-01.

- b. Directional Reflectance. The white epoxy composition (without glass spheres) shall have a daylight directional reflectance of not less than 84% relative to a magnesium oxide standard when tested in accordance with Method 6121 of Federal Test Method Standard No. 141.

The yellow epoxy composition (without glass spheres) shall have a daylight directional reflectance of not less than 55% relative to a magnesium oxide standard when tested in accordance with Method 6121 of Federal Test Method Standard No. 141.

- c. Drying Time (Laboratory). The epoxy composition, when mixed in the proper ratio and applied at a 20 ± 1 mils ($500 \mu\text{m}$) minimum wet film thickness, and immediately dressed with large reflective glass spheres (Federal Spec. Type 4) at a rate of 12 lb/gal (1.4 kg/l) of epoxy pavement marking materials, immediately followed by a second drop of AASHTO M-247 Type 1 glass spheres applied at a rate of 12 lb/gal (1.4 kg/L) of epoxy pavement marking material, shall exhibit a no-track condition in 15 minutes or less (ASTM D711). A Bird Applicator or any other doctor blade shall be used to produce a uniform film thickness.

- d. Drying Time (Field). When installed at a minimum wet film thickness of 20 ± 1 mils (500 or 625 μm) and reflectorized with glass spheres, the maximum drying times shall correspond to these temperatures:

80°F (27°C)	10 minutes
70°F (21°C)	10 minutes
60°F (16°C)	15 minutes

50°F (10°C)	25 minutes
40°F (4°C)	45 minutes
35°F (2°C)	60 minutes

The composition shall dry to “no-tracking” in approximately 10 minutes, and after thirty (30) minutes shall show no damaging effect from traffic. Dry to “no-tracking” shall be considered as the condition where no visual deposition of the epoxy marking to the pavement surface is observed when viewed from a distance of 100 feet (30 meters), after a passenger car is passed over the line. Regardless of the temperature at the time of installation, the installation contractor shall be responsible for protection of the markings material until dry to a non-tracking state.

- e. Abrasion Resistance. The wear index of the composition shall not exceed 82 when tested in accordance with ASTM C501 using a CS-17 wheel and under a load of 1000 grams for 1000 cycles.
- f. Tensile Strength. The tensile strength of the epoxy composition shall not be less than 6000 psi (41 MPa) when tested in accordance with ASTM D638 using a Type IV specimen [0.125" \pm 0.010" (3.18 \pm 0.25 mm) thick]. Tests shall be conducted at an ambient temperature of 75 \pm 5°F (24 \pm 3°C). The testing machine shall operate at a speed of 0.20" (5.1 mm) per minute.

The total conditioning or drying period, from the time the epoxy composition is first mixed to the time of testing, shall not be less than 24 hours nor more than 96 hours.

Test specimens for tensile strength determination will be prepared as follows:

A 1/8 inch (3 mm) thick sheet of epoxy material is cast from a reservoir-type mold, fabricated from polytetrafluorethylene (PTFE), 1/8" deep x 10" x 10" (3 mm deep x 250 mm x 250 mm).

Prior to casting, the mold is sprayed with a suitable release agent. A sufficient amount of epoxy composition is mixed in the proper proportions (A:B) and poured level with the top of the mold. Care should be taken so as not to decrease or exceed the 1/8" (3 mm) thickness.

After a period of 1 to 4 hours, the material will have set into a semi-rigid sheet that is flexible enough to die-cut yet rigid enough to retain its shape. While the material is in this “plastic” state, five (5) specimens shall be die-cut and then placed on a flat, smooth, PTFE surface for the completion of the specified conditioning period.

- g. Compressive Strength. The compressive strength of the epoxy composition shall not be less than 12,000 psi (83 MPa) when tested in accordance with ASTM D695 except that a compression tool shall not be necessary. The test specimen shall be a right cylinder [0.50 inch diameter by 1.0 inch length (12 mm diameter by 25 mm length)]. Tests shall be conducted at an ambient temperature of 75 \pm 5°F (24 \pm 3°C). The total conditioning or drying period, from the time the epoxy composition is first mixed to the time of testing shall not be less than 24 hours nor more than 96 hours.

Test specimens for compressive strength determinations will be prepared as follows:

Five molds will be prepared from 1/2" (12 mm) I.D., 1/16" (1.5 mm) wall thickness acrylic tubing, cut in 1 1/2" (38 mm) lengths. After spraying the inside of the mold with a suitable release agent,⁽¹⁾ the cylindrical tubes are placed in a vertical position on a PTFE sheet base. A sufficient amount of epoxy composition is thoroughly mixed in the proper proportions (A:B) and poured into the mold to a depth of approximately 1 1/4" (32 mm). After a minimum of 72 hours curing, the specimens are removed from the molds and machined to a length of 1" \pm 0.002" (25 mm \pm 0.05 mm).

- h. Hardness. The epoxy composition when tested in accordance with ASTM D2240 shall have a Shore D hardness of between 75 and 100. Samples shall be allowed to dry for not less than 24 hours nor more than 96 hours prior to testing.

B. Reflective Glass Spheres/Beads

Reflective glass spheres for drop-on application shall conform to the following requirements:

The glass spheres shall be colorless; clean; transparent; free from milkiness or excessive air bubbles; and essentially clean from-surface scarring or scratching. They shall be spherical in shape and at least 80% of the glass beads shall be true spheres when tested in accordance with ASTM D1155. At least 80% of the Type IV beads shall be true spheres as measured by the visual method.

The refractive index of the spheres shall be a minimum of 1.50 as determined by the liquid immersion method at 77°F (25°C).

The silica content of the glass spheres shall not be less than 60%.

The crushing resistance of the spheres shall be as follows: A 40 lb. (18 kg) dead weight, for 20 to 30 (850 µm to 600 µm) mesh spheres shall be the average resistance when tested in accordance with ASTM D1213.

The glass spheres shall have the following grading when tested in accordance with ASTM D1214.

M247 AASHTO Type 1 Glass Spheres

<u>U.S. Standard Sieve</u>	<u>% Retained</u>	<u>% Passing</u>
#20 (850µm)	0	100
#30 (600µm)	5-25	75-95
#50 (300µm)	40-65	15-35
#100 (150µm)	15-35	0-5
Pan	0-5	

Type 4 Large Spheres

<u>U.S. Standard Sieve</u>	<u>% Retained</u>	<u>% Passing</u>
#10 (2000 µm)	0	100
#12 (1680 µm)	0-5	95-100
#14 (1410 µm)	5-20	80-95
#16 (1190 µm)	40-80	10-40
#18 (1000 µm)	10-40	0-5
#20 (850 µm)	0-5	0-2
Pan	0-2	

The AASHTO M247 Type 1 glass spheres shall be treated with a moisture-proof coating. They shall show no tendency to absorb moisture in storage and shall remain free of clusters and hard lumps. They shall flow freely from dispensing equipment at any time when surface and atmosphere conditions are satisfactory for marking operations. The moisture-resistance of the glass spheres shall be determined in accordance with AASHTO M247 test method 4.4.1.

Type IV glass spheres shall be treated with an adhesion coating. They shall show no tendency to absorb moisture in storage and shall remain free of clusters and hard lumps. They shall freely from dispensing equipment at any time when surface and atmosphere conditions are satisfactory for marking operations. The adhesion coating property of the Type IV beads shall be tested in accordance with the dansyl-chloride test.

C. Black Epoxy Contrast Markings

Epoxy Resin Requirements: The two-component, 100% solids, paint shall be formulated and designed to provide a simple volumetric mixing ratio (e.g. 2 part component A to 1 part component B) specifically for service as a hot-spray applied binder for black aggregate in such a manner as to produce maximum adhesion. The material shall be composed of epoxy resins and pigments only.

The paint shall be well mixed in the manufacturing process and shall be free from defects and imperfections that may adversely affect the serviceability of the finished product. The paint shall not thicken, curdle, gel, settle excessively, or otherwise display any objectionable properties after storage. Individual components shall not require mixing prior to use when stored for a maximum of 6 months.

The overall paint composition shall be left to the discretion of the manufacturer, but shall meet the following requirements:

Composition:	Component	Percent By Weight
	Carbon Black (ASTM D476 Type III)	7±2 percent, by weight
	Talc	14±2 percent, by weight
	Epoxy Resin	79±4 percent, by weight

D. Black Aggregate

The moisture resistant aggregate shall meet the gradation requirements (AASHTO T27) as follows:

Sieve Size	Percent Retained
#30	18-28%
#40	60-80%
#50	2-14%

The moisture resistant aggregate shall have a ceramic coating. The aggregate shall be angular with no dry dispensement pigment allowed.

<u>Hardness:</u>	The black aggregate hardness shall be 6.5-7 on Moh's Mineral Scale.
<u>Porosity:</u>	The black aggregate porosity shall be less than two (2) percent.
<u>Moisture Content:</u>	The black aggregate moisture content shall be less than a half (.5) percent.

E. Packaging and Shipment

Epoxy pavement marking materials shall be shipped to the job site in strong substantial containers. Individual containers shall be plainly marked with the following information:

- a. Name of Product
- b. Lot Number
- c. Batch Number
- d. Test Number
- e. Date of Manufacture
- f. Date of expiration of acceptance (12 months from date of manufacture)
- g. The statement (as appropriate)
 - Part A - Contains Pigment & Epoxy Resin
 - Part B - Contains Catalyst
- h. Quantity
- i. Mixing proportions, Application Temperature and Instructions
- j. Safety Information
- k. Manufacturer's Name and Address

Reflective glass spheres shall be shipped in moisture resistant bags. Each bag shall be marked with the name and address of the manufacturer and the name and net weight of the material.

F. The Department reserves the right to randomly take a one-quart sample of white, yellow and hardener, of the epoxy material or glass spheres without prior notice for testing to ensure the epoxy material meets specifications.

Epoxy Application Equipment:

Application equipment for the placement of epoxy reflectorized pavement markings shall be approved by the Department, prior to the start of work.

At any time throughout the duration of the project, the Contractor shall provide free access to his epoxy application equipment for inspection by the Engineer or his authorized representative.

In general, the application equipment shall be a mobile, truck mounted and self contained pavement marking machine, specifically designed to apply epoxy resin materials and reflective glass spheres in continuous and skip-line patterns. The application equipment shall be maneuverable to the extent that straight lines can be followed and normal curves can be made in a true arc. In addition, the truck mounted unit shall be provided with accessories to allow for the marking of legends, symbols, crosswalks, and other special patterns.

The Engineer may approve the use of a portable applicator in lieu of truck mounted accessories, for use in applying special markings only, provided such equipment can demonstrate satisfactory application of reflectorized epoxy markings in accordance with these specifications.

The applicator shall be capable of installing up to 20,000 lineal feet (6,100 lineal meters) of epoxy reflectorized pavement markings in an 8-hour day and shall include the following features:

1. The applicator shall provide individual material reservoirs, or space, for the storage of Part A and Part B of the epoxy resin composition; for the storage of water; and for the storage of reflective glass spheres.
2. The applicator shall be equipped with heating equipment of sufficient capacity to maintain the individual epoxy resin components at the manufacturer's recommended temperature for spray application and for heating water to a temperature of approximately 140°F (60°C).
3. The glass spheres shall be gravity dropped upon 20 mils (500 um) of epoxy pavement markings to produce a wet-night-reflective pavement marking. The large spheres (Federal Spec. Type 4) shall be applied at a rate of 12 pounds per gallon (1.4 kg/L) of epoxy pavement marking material, immediately followed by a second drop of AASHTO M-247 Type 1 glass spheres applied rate of 12 pounds per gallon (1.4 kg/L) of epoxy pavement marking material. This application rate and the following gradation shall conform to FHWA's FP-96: Standard Specifications for Construction of Roads and Bridges on Federal Highway Projects (pages 757-761 Type 3 and Type 4 Beads).
4. The applicator shall be equipped with metering devices or pressure gauges, on the proportioning pumps. Metering devices or pressure gauges shall be visible to the Engineer.
5. The applicator shall be equipped with all the necessary spray equipment, mixers, compressors, and other appurtenances to allow for the placement of epoxy reflectorized pavement markings in a simultaneous sequence of operations as described below in Construction Details, D. Applications of Epoxy Reflectorized Pavement Markings of this Special Provisions.

Construction Details.

- A. General: All pavement marking and patterns shall be placed as shown on the Plans or as directed by the Engineer.

Before any pavement markings work is begun, a schedule of operations shall be submitted for the approval of the Engineer. This schedule shall be submitted 2 weeks prior to the application of the striping.

At least five (5) days prior to starting striping the Contractor shall provide the Engineer with the epoxy manufacturer's written instructions for use. These instructions shall include but not be limited to: mixing ratios, application temperatures, and recommendations for use of water spray.

The application of pavement markings shall be done in the general direction of traffic. Striping against the direction of traffic flow shall not be allowed.

The Contractor shall be responsible for removing, to the satisfaction of the Engineer, tracking marks, spilled epoxy or epoxy markings applied in unauthorized areas.

The hot water spray shall not be used in conjunction with markings applications on any pavement surface, or on any existing durable type marking, unless specifically recommended by the manufacturer of the epoxy material.

- B. Atmospheric Conditions: Epoxy pavement markings shall only be applied during conditions of dry weather and on substantially dry pavement surfaces. At the time of installation the pavement surface temperature shall be a minimum of 35°F (2°C) and the ambient temperature shall be a minimum of 35°F (2°C) and rising. The Engineer shall be the sole determiner as to when atmospheric conditions and pavement surface conditions are such to produce satisfactory results.
- C. Surface Preparations: The Contractor shall clean the pavement or existing durable marking to the satisfaction of the Engineer.

Surface cleaning and preparation work shall be performed only in the area of the epoxy markings application.

At the time of application all pavement surfaces and existing durable markings shall be free of oil, dirt, dust, grease and similar foreign materials. The cost of cleaning these contaminants shall be included in the bid price of this item. Also, the item shall include the cost of removal of the curing component in the area of the epoxy markings application, if concrete curing compounds on new portland cement concrete surfaces have been used. Waterblasting will not be permitted for removal.

- D. Application of White/Yellow Epoxy Reflectorized Pavement Markings: White/yellow epoxy reflectorized pavement markings shall be placed at the widths and patterns designated on the Contract Plans.

Markings operations shall not begin until applicable surface preparation work is completed, and approved by the Engineer.

White/yellow epoxy pavement markings shall be applied at a minimum uniform thickness of 20 mils (500 µm) on all Portland cement concrete and bituminous concrete pavement, including Stone Matrix Asphalt.

Large reflective glass spheres (Federal Spec. Type 4) shall be applied at the rate of 12 pounds per gallon (1.4 kg/L) of epoxy pavement marking material, immediately followed by a second drop of AASHTO M-247 Type 1 glass spheres applied at a rate of 12 pounds per gallon (1.4 kg/L) of epoxy pavement marking material. Glass spheres shall uniformly cover the length and width of the pavement marking.

- E. Application of Black Epoxy Contrast Pavement Markings: Black epoxy contrast pavement markings shall be placed at the widths designated on the Contract Plans.

Markings operations shall not begin until applicable surface preparation work is completed, and approved by the Engineer.

Black epoxy contrast pavement markings shall be applied at a minimum uniform thickness of 20 mils (500 µm) on all Portland cement concrete surfaces followed by a single drop of graded black aggregate.

The width of black epoxy line shall be applied for the following situations:

Center Skip Line - On Portland cement concrete pavements a black contrast skip line shall be 10 feet (3 m) in length of the same width as the white epoxy reflectorized skip. It is to lead the white skip and stop at the beginning of the white skip. The black contrast skip is to have a single application of graded black aggregate.

Edge Lines -White Edge lines on Portland cement concrete pavements shall have a 3 inch black contrast line running parallel to the white edge line. The contrast line shall be to the inside or travel lane side of the edge line. The black contrast marking is to be applied with a single drop of graded black aggregate. Once it has cured sufficiently so as not to track, the reflectorized white line is to be applied along side of the contrast line and the two lines shall adjoin each other.

Dotted Line: All dotted lines on Portland cement concrete pavements shall have a base of black contrast markings which is 4 inches (100 mm) wider than the reflective white marking. The black contrast marking is to be applied first with a single drop of graded black aggregate. Once it has cured sufficiently so as not to track, the reflectorized white line is to be applied on top of it. The reflective line is to be centered along the black contrast line such that a minimum of 2 inches (50 mm) of black contrast marking is visible on either side of the reflective marking.

F. Defective Epoxy Pavement Markings: Epoxy reflectorized pavement markings, which after application and curing are determined by the Engineer to be defective and not in conformance with this specification, shall be repaired. Repair of defective markings shall be the responsibility of the Contractor and shall be performed to the satisfaction of the Engineer as follows:

1. Insufficient film thickness [(less than 20+1 mils (500 μ m) as applicable] and line widths; insufficient glass bead coverage or inadequate glass bead retention.

Repair Method: Prepare the surface of the defective epoxy marking by shot blasting, sand blasting, or water blasting. No other cleaning methods will be allowed. Surface preparation shall be performed to the extent that a substantial amount of the reflective glass spheres are removed and a roughened epoxy marking surface remains.

Immediately after surface preparation remove loose particles and foreign debris by brooming or blasting with compressed air.

Repair shall be made by re-striping over the cleaned surface, in accordance with the requirements of this specification and at a full 20+1 mils (500 μ m) minimum line thickness as applicable.

2. Uncured or discolored epoxy (brown patches); insufficient bond to pavement surface (or existing durable marking).

Uncured epoxy shall be defined as applied material that fails to cure (dry) in accordance with the requirements of this specification under MATERIALS, A, 2d. DRYING TIME (FIELD); or applied material that fails to cure (dry) within a reasonable time period under actual field conditions, as defined by the Engineer.

Discoloration (brown patches) shall be defined as localized areas or patches of brown or grayish colored epoxy marking material. These areas often occur in a cyclic pattern and also, often are not visible until several days or weeks after markings are applied.

Repair Method: The defective epoxy marking shall be completely removed and cleaned to the underlying pavement surface to the satisfaction of the Engineer.

The extent of removal shall be the defective area plus any adjacent epoxy pavement marking material extending one foot (300 mm) any direction.

After surface preparation work is complete, repair shall be made by re-applying epoxy over the cleaned pavement surface in accordance with the requirements of this specification.

3. Reflectivity for epoxy resin paint.

After satisfactory completion of all striping work and written notification from the Contractor, the Department shall test the striping to ensure it has the minimum reflectivity. The testing will be completed within 30 calendar days from notification. The Contractor may request that tests be conducted on completed phases or portions of the work. Approval of such a request will be at the discretion of the Engineer. Testing will be done using a LTL-X Retrometer (30 meter

geometry). Five readings will be taken per line per mile (1.6 km). Projects less than 1 mile (1.6 km) in length will have a minimum of 5 readings per line. These readings will then be averaged for the overall project average.

The required average minimum initial reflectivity reading in millicandellas shall be:

White 450
Yellow 325

Any single reading shall not be less than 350 millicandellas for white and 250 millicandellas for yellow. Without exception, any pavement markings installed that does not meet the above average minimum initial reflectivity numbers shall be removed and replaced, at the installation contractor's expense. Other defects not noted above, but determined by the Engineer to need repair, shall be repaired or replaced as directed by and to the satisfaction of the Engineer. All work in conjunction with the repair or replacement of defective epoxy reflectorized pavement markings shall be performed by the Contractor at no additional cost to the State.

Method of Measurement:

The quantity of permanent pavement striping (white, yellow, or black epoxy resin paint) will be measured by the number of linear feet (meters) of pavement striping line and number of square feet (meter) of symbol installed on the pavement and accepted in accordance with the Plans.

Basis of Payment:

The quantity of permanent pavement striping (white, yellow, or black epoxy resin paint) payment will be paid for at the Contract unit price per linear foot (meter) for 3", 4", 5", 6", 8", 9", 10", 12", 14", 16" (75 mm, 100 mm, 125 mm, 150 mm, 200 mm, 225 mm, 250 mm, 300 mm, 350 mm, or 400 mm) line and the Contract unit price per square foot (meter) of symbol. The quantity of permanent pavement marking (white, yellow, or black epoxy resin paint) will be paid for at the Contract unit price per linear foot (meter) of line and the Contract unit price per square foot (meter) of symbol. Price and payment shall include striping layout, cleaning and preparing the pavement surface, and placing all materials, for all labor, tools, equipment and incidentals necessary to complete the work.

NOTE:

For information only:

The following manufacturers are known to us which manufacturer Epoxy Resin Paint for Pavement Striping. The Department does not endorse or require the use of any of the manufacturers listed below. However, a bidder wishes to use another manufacturer's product, it shall be submitted for review and approval prior to submitting a bid proposal. Should the product be deemed unacceptable by the Department, the successful bidder will be required to use only an approved product.

1. POLY CARB, Inc.
33095 Bainbridge Road
Solon, Ohio 44139
Tel. 1-800-CALLMIX
2. IPS - Ennis Paint
P.O. Box 13582
Research Triangle Park, North Carolina 27709
Tel. 1-877-477-7623
3. Epoplex
One Park Avenue
Maple Shade, NJ 08052
Tel. 1-800-822-6920
4. Or an approved equal.

8/7/2013

748530 - REMOVAL OF PAVEMENT STRIPING

Description:

This work consists of removing pavement markings of all kinds including paint, tape, etc., in accordance with this special provision, notes on Plans and/or as directed by the Engineer. The Contractor shall coordinate with the Engineer for maintaining traffic during the operation, prior to starting the work.

Materials and Construction Methods:

Paint and Epoxy Resins:

Shot/abrasive grit blasting or water blasting equipment shall be used for removal of markings from pavement surfaces.

Alkyd Thermoplastic:

In addition to the removal techniques discussed for paint and epoxy, grinding (erasing machines) equipment may also be used for removal of markings from pavement surfaces.

The removal operation shall be performed in a manner that will not damage the pavement surface.

The Contractor shall collect and dispose of all shot/abrasive grit and pavement marking materials removed from the pavement surface. Washing or sweeping such material to the roadside will not be permitted.

After removal of striping on bituminous concrete asphalt sealer shall be used to cover any exposed aggregate or embedded paint at no additional cost.

Method of Measurement:

The quantity of pavement striping removal will be measured as the number of square feet (meters) of pavement striping removed and accepted. The area of lines will be calculated by multiplying the nominal width of line times the length and the area of symbols will be as specified in Subsection 748.10 of the Standard Specifications.

Basis of Payment:

The quantity of pavement striping removal will be paid for at the Contract unit price per square foot (meter) for "Removal of Pavement Striping". Price and payment shall be full compensation for furnishing all materials, removing the pavement markings, disposing of the removed marking material, covering up the exposed aggregate, and for all labor, equipment, tools and incidentals necessary to complete the work.

Note:

There will be no measurement and payment for removal of pavement markings placed incorrectly by the Contractor.

5/21/2013

749687 - INSTALLATION OR REMOVAL OF TRAFFIC SIGN ON SINGLE SIGN POST

Description:

This work consists of installing or removing traffic sign(s) on a single post or other type of pole at the locations indicated on the Plans or as directed by the Engineer. This specification also includes installation of posts in boring holes constructed under other items.

A single sign totaling more than 9 square feet, or with any dimension, length or width, greater than or equal to 48 inches shall be installed on multiple sign posts under Item 749690 - Installation or Removal of Traffic Sign on Multiple Sign Posts.

Materials:

The Department will provide all sign materials to be used on this project. The Contractor shall contact the DelDOT Sign Shop Supervisor with project plans and quantity sheets at 302-760-2581. Sign fabrication orders require a minimum of four (4) weeks for completion. Orders placed with less than 4 weeks lead-time will result in a delay. Any delay caused by inadequate lead-time due to a late order will be the sole responsibility of the Contractor. The Contractor shall pick-up the sign materials from the DelDOT Sign Shop and deliver them to the job site without any damage to the sign materials.

Construction Methods:

The Contractor shall pick-up necessary signs, sign posts, hardware, and extensions from the Department and install the signs in the locations indicated on the Plans in accordance with the Delaware MUTCD or as directed by the Engineer. The Contractor shall be responsible for obtaining all necessary utility clearances before the signs may be installed. Signs and plaques shall be mounted no lower than the minimum mounting height specified in the Delaware MUTCD. Signs and plaques shall be mounted no higher than one foot above the minimum mounting height specified in the Delaware MUTCD. Any excess sign post protruding above the top of the top sign shall be cut off and removed. For sign removals, the sign posts shall have all nuts, bolts, and other connectors removed. The disturbed ground shall be graded and backfilled accordingly. The Contractor is responsible for disposal of all signing material removed from the project.

Method of Measurement:

The number of single sign installations or removals will be measured as the actual number of signs installed or removed and accepted.

Basis of Payment:

The quantity of single sign post installations or removals will be paid for at the Contract unit price per each. Price and payment will constitute full compensation for installing or removing signs and sign materials, pick-up and delivery of sign materials, grading disturbed areas, and for all labor, equipment, tools, and incidentals required to complete the work. Signs that are not installed in accordance with the Delaware MUTCD or signs installed in the incorrect location shall be moved at no additional cost to the Department.

5/28/2013

749688 - INSTALLATION OF 4" DIAMETER HOLE, LESS THAN OR EQUAL TO 6" IN DEPTH
749689 - INSTALLATION OF 4" DIAMETER HOLE, GREATER THAN 6" IN DEPTH

Description:

This work consists of boring a hole 4" in diameter averaging 6" in depth into bituminous concrete or P.C.C. surfaces for installing single or multiple sign posts at the locations indicated on the Plans or as directed by an Engineer.

Materials:

The Contractor shall provide the equipment necessary to bore a 4" hole into paved surfaces, while maintaining the stability of the surrounding paved or P.C.C. surfaces. The depth of the bored hole shall be to the top of the subbase material.

Construction Methods:

The holes shall be bored into pavement or P.C.C. islands, medians, or sidewalk using a mechanical hole borer for such work or other methods approved by the Engineer. The hole shall be 4" in diameter. Holes bigger or smaller than 4" shall be corrected at the Contractor's expense.

Method of Measurement:

The number of 4" holes in diameter bored will be measured as the actual number of holes bored and accepted.

Basis of Payment:

The quantity of holes bored as required above will be paid for at the Contract unit price per each. Price and payment will constitute full compensation for boring holes at the required depth, and for all labor, equipment, tools, and incidentals required to complete the work.

Note:

The cost for installing holes and PVC sleeves for sign posts in newly constructed P.C.C. islands, medians, or sidewalks shall be incidental to the P.C.C. item.

3/23/09

763597 - UTILITY CONSTRUCTION ENGINEERING

Description:

Utility Construction Engineering consists of providing construction and right-of-way/easement information to utility companies performing work (as defined in the Utility Statement) within the project limits. This may include but not necessarily be limited to staking right-of-way/easement lines, tops of cuts, bottoms of slopes, clear zones, drainage facilities, fill and cut grades, and other features that will enable utility companies to coordinate their work and correctly locate/relocate their facilities. Engineering/surveying required for utility work bid as part of the Contract is included in item 763501.

It is the intent of this item to cover engineering/surveying work that is done solely for utility companies and that is beyond the work performed under item 763501 - Construction Engineering. Work covered under Utility Construction Engineering will generally fall into two categories:

1. Engineering/surveying work that is not necessary for construction of the project, i.e. staking the clear zone line, providing cut/fill grades at proposed utility pole locations, staking back of drainage structures, and staking right-of-way lines where construction of the project (exclusive of utilities) is obviously well within the right-of-way.
2. Engineering/surveying work that is necessary for construction, but has to be provided for utility companies well in advance of the Contractor's need and will likely need to be redone later. This can essentially be any of the Construction Engineering work that when done early cannot be reasonably expected to remain undisturbed until needed for construction of the project (non-utility).

The Engineer must approve all requests for Utility Construction Engineering before the work begins. To this end, the Contractor should instruct utility companies to submit their requests to the Engineer. The Engineer will decide if the requested work meets the criteria for Utility Construction Engineering or is normal Construction Engineering and pass the requests along with his/her decisions to the Contractor. When the Engineer determines that the requested work qualifies as Utility Construction Engineering, the Department will reimburse the Contractor on a per hourly basis for each and every hour the Contractor's survey crew is in the field actively engaged in performing the Utility Construction Engineering work. The survey crew size shall be adequate to efficiently perform the work required and shall meet the approval of the Engineer. Office work associated with Utility Construction Engineering will be considered as incidental to the item.

The personnel engaged in and the equipment used for Utility Construction Engineering shall meet the requirements as described in item 763501 - Construction Engineering.

Method of Measurement:

The quantity of Utility Construction Engineering will be measured as the actual number of hours the Contractor's survey crew is in the field actively engaged in utility construction engineering work.

Basis of Payment:

The quantity of Utility Construction Engineering will be paid for at the Contract unit price per hour. Price and payment will constitute full compensation for furnishing all labor, equipment, instruments, stakes and other materials necessary to complete the work.

02/28/09

763621 - CONSTRUCTION ENGINEERING, REHABILITATION

Description:

Collect survey information and provide layout as described in this provision and as noted on the Plans. Assume full responsibility for any errors and/or omissions in the work of all engineering staff employed.

Provide and have available for the project adequate engineering staff that is:

1. Competent and experienced to set lines and grades needed to construct the project;
2. Able to perform the work to the scope and magnitude outlined herein.

Construction Engineering functions and requirements:

1. Provide all necessary surveying equipment required for all engineering work on the project.
 - a. Check all equipment/instruments prior to use on the project.
 - b. Immediately replace or recalibrate equipment found to be out of adjustment or inadequate to perform its function to the satisfaction of the Engineer.
2. Perform all computations necessary to establish the exact position of the work from control points and preserve.
 - a. Maintain adequate workbooks of all computations survey notes and other records.
 - b. Make available to the Department, neat and legible, all computations, survey notes and other records necessary to accomplish the work.
3. Preliminary topographic survey for all proposed curb ramps locations identified in the Plans and the layout of grade information provided by the Engineer for curb ramp construction;
4. Obtain topographic information a minimum of 25' in each direction from the back of curb where the curb ramp is proposed;
 - a. Grades for the edge of pavement, gutter line (if applicable), top of curb, front and back edge of sidewalk, existing obstructions such as utility poles, junction wells, traffic poles and cabinets, manholes, valves, fire hydrants, drainage inlets, steps, retaining walls, building faces or other obstructions that are directly adjacent or within the proposed curb ramp limits.
 - b. Collect data in a format that is compatible with DelDOT Design Standards and submit to the Engineer for evaluation curb ramps that are located in areas with multiple obstructions, limited area, or other unique characteristics that require more detailed layout. The Engineer will provide the final grades for construction of these curb ramps.
3. Establish necessary grades to ensure all proposed curb ramps, roadways or ditches, installation of drainage structures, or other items of work as determined by the Engineer, have positive drainage;

Note:

Professional services performed under this item by individuals/firms other than the Contractor are not subject to the subcontracting requirements of Subsection 108.01 of the Standard Specifications.

Method of Measurement:

The quantity of Construction Engineering - Rehabilitation will be measured as the actual number of hours the Contractor's survey crew is in the field actively engaged in Construction Engineering – Rehabilitation Work.

Basis of Payment:

The quantity of Construction Engineering – Rehabilitation will be paid for at the Contract unit price per hour. Price and payment constitutes full compensation for furnishing all labor, equipment, instruments, stakes, and other material necessary to satisfactorily complete the work as herein described under this item.

7/10/2012

907510 - COMPOST FILTER LOG**Description:**

This item shall consist of furnishing all materials and constructing a compost filter log in accordance with the locations and notes on the Plans and/or as directed by the Engineer.

Materials:

The filter sock shall be 5 millimeter biodegradable HDPE material, and be at least 18" in diameter. The compost media used within the logs shall be a plant derived compost that complies with compost material standards and DNREC specifications (see table below), including being produced from a certified facility through the U.S. Composting Seal of Testing Assurance (STA) program.

Parameter	Range	Testing Method
Particle Size	For Amendments: 100% pass through a 1/2" screen For Compost Logs: 99% pass through a 2" screen; max. 40% pass through a 3/8" screen	TMECC 2.02-B
pH	6.0-8.0	TMECC 4.11
Manufactured Inert Material	<1% dry weight basis	TMECC 3.08-A
Organic Matter	35-95% dry weight basis	TMECC 5.07-A
Soluble Salt Concentration	<= 6.0 mmhos/cm	TMECC 4.10-A
Carbon to Nitrogen Ratio	<= 25:1	
Stability (Carbon Dioxide evolution rate)	<= 2 C / unit VS / day	TMECC 5.08-B
Maturity (seed emergence and seedling vigor)	>90% relative to positive control	TMECC 5.05-A
Trace Metals	"Pass"	
Dry Bulk Density	12.5-25 lb/cu.ft.	
Moisture content	40-50%	

Construction Methods:

The compost filter logs shall be assembled by tying a knot in one end of the filter sock, filling the sock with the composted material, then knotting the other end once the desired length is reached. The compost shall be uniform throughout the sock and shall not have any gaps or the presence of large materials that would impede flow and/or create gaps. The compost filter log may be supplied pre-filled and simply rolled out in place.

The ends of the compost filter log should be angled upslope to prevent runoff from washing around the ends; minimum one foot (1') elevation difference. Stakes shall be installed through the middle of the compost filter log, maximum four feet (4') on center. The stakes shall be hardwood stakes, minimum 2" x 2" and 36" long. The stakes shall be set a minimum 12" below grade.

The compost filter logs shall be inspected weekly and after storm events. Accumulated sediment shall be removed when it reaches half of the effective height of the sock, and disposed of in an appropriate manner. If the sock fabric is torn or damaged prior to completion of the project, the compost filter log shall be replaced at the expense of the contractor. If the compost filter log has been flattened due to equipment or vehicular traffic, it shall be re-shaped back to proper dimensions. If the effective height cannot be restored, then the compost filter log shall be replaced at the expense of the contractor.

Upon completion of construction and stabilization of disturbed areas, the contractor shall remove the compost filter log in its entirety.

Method of Measurement:

The quantity of compost filter logs, completed in place and accepted, shall be paid for at the Contract bid per linear foot for "Compost Filter Logs"

Basis of Payment:

Price and payment shall constitute full compensation for furnishing all materials including filter socks, compost material, wooden stakes, disposal of surplus and unsuitable materials, removal and disposal of used filter sock and sediment during and upon completion of construction and for all labor, tools, equipment and incidentals necessary to complete the item.

6/8/15

UTILITY STATEMENT
CONTRACT NUMBER T201600901
P3e # 15-00500
OPEN-END CONSTRUCTION SERVICES,
SUSSEX COUNTY
TASK 1- HEP SC, US 113 AT ENNIS ROAD/NORTH STREET
REVISED

The following utility companies listed below own and/or maintain facilities within the project limits.

Chesapeake Utilities
Delaware Electric Co-Operative
Delmarva Power
Comcast
Verizon
Town Of Georgetown

No utility relocation involvement is anticipated, should any conflicts be encountered during construction requiring adjustment and/or relocation, the necessary relocation work shall be accomplished by the respective agencies, as directed by the District Engineer.

Any adjustments and/ or relocations of municipally owned sewer or water facilities shall be done by the State's contractor in accordance with the respective agencies' standard specifications as directed by the District Engineer

General Notes

1. The Contractor's attention is directed to Section 105.09 Utilities, Delaware Standard Specifications, August 2001. The Contractor shall contact Miss Utility (1-800-282-8555) two working days prior to any excavation. The Contractor is responsible for the support and protection of all utilities for excavation and/or demolition. The Contractor is responsible for ensuring proper clearances, including safety clearances, from overhead utilities for construction equipment. The contractor is advised to check the site for access purposes for his equipment and, if necessary make arrangements directly with utility companies for field adjustments for adequate clearances.
2. It is understood and agreed that the Contractor has considered in his bid all permanent and temporary utility appurtenances in their present or relocated positions as shown on the plans or described in the Utility Statement or are readily discernible and that no additional

compensation will be allowed for any delays, inconvenience, or damage due to any interference from the utility facilities and appurtenances or the operation of moving them, except that the Contractor may be granted an equitable extension of time.

3. Coordination and cooperation among the Utility Companies and the State's Contractor are of prime importance. Therefore, the Contractor is directed to contact the following Utility Company representatives with any questions regarding this work prior to submitting bids and work schedules. Proposed work schedules should reflect the Utility Companies' proposed relocations. The Utility Companies do not work on weekends or legal holidays.

4. As outlined in Chapter 3 of the DelDOT Utilities Manual, individual utility companies are responsible for obtaining all required permits from municipal, State and federal government agencies and railroads. This includes but is not limited to water quality permits/DNREC Water Quality Certification, DNREC Subaqueous Lands/Wetlands permits, DNREC Coastal Zone Consistency Certification, County Floodplain permits (New Castle County only), U.S. Coast Guard permits, US Army Corps 404 permits, sediment and erosion permits, and railroad crossing permits.

5. Individual utility companies are required to restore any areas disturbed in conjunction with their relocation work. If an area is disturbed by a utility company and is not properly restored, the Department may have the highway contractor perform the necessary restoration. Any additional costs incurred as a result will be forwarded to the utility company.

Mark Paker	Chesapeake Utilities	302-734-6797
Troy Dickerson	Delaware Electric Cooperative	302-349-3125
Tom Wright	Delaware Electric Cooperative	302-349-3130
William Whitaker	Pepco Holdings, Inc. Distribution	302-934-3356
Bill McBane	Pepco Holdings, Inc. Distribution	302-934-3358
Bo Royal	Comcast	302-841-6305
George Zang	Verizon	302-422-1238
Gene Dvornick	Town Of Georgetown	302-856-7391
Jeff Ward	Town Of Georgetown	302-448-0542

DIVISION OF TRANSPORTATION SOLUTIONS

8/25/15
DATE


UTILITY COORDINATOR

UTILITY STATEMENT
CONTRACT NUMBER T201600901
P3e # 15-00500
OPEN-END CONSTRUCTION SERVICES,
SUSSEX COUNTY
TASK 2 – HRRRP SC, US 13 at DOROTHY ROAD/WHITESVILLE ROAD

The following utility companies listed below own and/or maintain facilities within the project limits.

Delaware Electric Cooperative
Comcast
Verizon
Eastern Shore Natural Gas

Utility adjustments and relocations for the companies listed below shall occur as described, but are not limited to the following

DEC maintains/owns utility poles and aerial appurtenances within the project limits of construction site. **DEC's** existing facilities are positioned beyond the scope of work and are not impacted by proposed construction.

Comcast maintains aerial facilities attached to existing **DEC** utility poles within the project limits. Comcast's aerial facilities are not impacted by the proposed construction.

Verizon maintains underground telecommunication facilities within the project limits as shown on plans.

At the beginning of construction stationing 100+00, on the left (western) offset of the construction alignment **Verizon's** underground facility in the US 13 Sussex Hwy SB Road shoulder extends northward unto SR 30 Dorothy Rd and terminates at a pedestal on the northern road shoulder of SR 30 Dorothy Rd.

Verizon maintains a separate underground facility (apart from the previously described) in the road shoulder on the northern offset of Dorothy Rd (as shown on plans). Its origin is westward, beyond the construction limits of Dorothy Rd and terminates at the aforementioned pedestal.

Two u.g. facilities extend eastward from the pedestal into the project limits, and continues eastward beneath US 13 (SB, the median, and NB) travel lanes, and eastward still unto the northern offset of the SR 30 Whitesville Rd road shoulder and beyond.

At the US 13 median the two underground facilities will be adjusted as warranted/or suspended in place by Verizon forces during the installation of Pipe 7 between stations 111+00 and 112+00.

ESNG maintains two parallel underground gas mains in the US 13 NB lane shoulder: a 6" gas main and 10" gas main.

The depths of the facilities are beyond impact of proposed construction and will remain in place undisturbed by proposed construction.

The contractor shall be aware that ESNG has requirements while working near ESNG pipelines. These requirements are general in nature and not specific. These requirements are not intended to be all-inclusive. Actual field conditions may change the requirements. Contractor should contact ESNG and consult with their engineer prior to initiating construction and abide by all Federal, State, and Local rules and regulations.

Please coordinate construction activity with your assigned line locator according to the general guidelines below. Your line locator can help determine if additional contacts are required with Eastern Shore Engineering Department before start of excavation activity.

1. It shall be the contractor's responsibility to use the Miss Utility One Call System.
2. It shall be the contractor's responsibility to contact and coordinate with Eastern Shore before starting any construction above or near the pipeline. Eastern Shore may elect to have standby personnel on the job site during construction activity.
3. It shall be the contractor's responsibility to contact and coordinate with Eastern Shore before moving heavy equipment above or near the pipeline. Eastern Shore may require extra cover, berm or ramp, timber mats, etc. These measures are to be determined by Eastern Shore depending on field conditions.
4. If the pipeline is exposed and suspended, it shall be the responsibility of the contractor to coordinate with Eastern Shore the appropriate supporting measures. These measures are to be determined by Eastern Shore depending on field conditions.
5. If the pipeline is exposed, it shall be the responsibility of the contractor to protect the pipeline from construction activity and the traveling public.

6. A minimum clearance of 12" shall be maintained between Eastern Shore's pipeline and other underground utilities and structures. If this cannot be maintained, Eastern Shore shall determine an appropriate means of protection to the pipeline.

IN EVENT OF PIPELINE EMERGENCY, CALL ESNG 24 HOUR GAS CONTROL CENTER
AT (302) 734-6720.

General Notes

1. The Contractor's attention is directed to Section 105.09 Utilities, Delaware Standard Specifications, August 2001. The Contractor shall contact Miss Utility (1-800-282-8555) two working days prior to any excavation. The Contractor is responsible for the support and protection of all utilities for excavation and/or demolition. The Contractor is responsible for ensuring proper clearances, including safety clearances, from overhead utilities for construction equipment. The contractor is advised to check the site for access purposes for his equipment and, if necessary make arrangements directly with utility companies for field adjustments for adequate clearances.

2. It is understood and agreed that the Contractor has considered in his bid all permanent and temporary utility appurtenances in their present or relocated positions as shown on the plans or described in the Utility Statement or are readily discernible and that no additional compensation will be allowed for any delays, inconvenience, or damage due to any interference from the utility facilities and appurtenances or the operation of moving them, except that the Contractor may be granted an equitable extension of time.

3. Coordination and cooperation among the Utility Companies and the State's Contractor are of prime importance. Therefore, the Contractor is directed to contact the following Utility Company representatives with any questions regarding this work prior to submitting bids and work schedules. Proposed work schedules should reflect the Utility Companies' proposed relocations. The Utility Companies do not work on weekends or legal holidays.


4. As outlined in Chapter 3 of the DelDOT Utilities Manual, individual utility companies are responsible for obtaining all required permits from municipal, State and federal government agencies and railroads. This includes but is not limited to water quality permits/DNREC Water Quality Certification, DNREC Subaqueous Lands/Wetlands permits, DNREC Coastal Zone Consistency Certification, County Floodplain permits (New Castle County only), U.S. Coast Guard permits, US Army Corps 404 permits, sediment and erosion permits, and railroad crossing permits.

5. Individual utility companies are required to restore any areas disturbed in conjunction with their relocation work. If an area is disturbed by a utility company and is not properly restored, the Department may have the highway contractor perform the necessary restoration. Any additional costs incurred as a result will be forwarded to the utility company.

Tom Wright	Delaware Electric Co-op.	(302)- 349-3130
Jim Spencer	Comcast Cablevision	(302)- 786-6020
George Zang	Verizon Delaware Inc.	(302)- 422-1480
Jason Woody	Eastern Shore Natural Gas	(302)- 734-6710

DIVISION OF TRANSPORTATION SOLUTIONS

9/8/15
DATE


UTILITY COORDINATOR

UTILITY STATEMENT
CONTRACT NUMBER T201600901
P3e # 15-00500
OPEN-END CONSTRUCTION SERVICES,
SUSSEX COUNTY
TASK 3- HEP SC, US 113 AT MILLSBORO TOWN SQUARE/ 1ST STREET
REVISED

The following utility companies listed below own and/or maintain facilities within the project limits.

Chesapeake Utilities
Delmarva Power
Eastern Shore Natural Gas
Town of Millsboro
Mediacom
Verizon

No utility relocation involvement is anticipated, should any conflicts be encountered during construction requiring adjustment and/or relocation, the necessary relocation work shall be accomplished by the respective agencies, as directed by the District Engineer.

Any adjustments and/ or relocations of municipally owned sewer or water facilities shall be done by the State's contractor in accordance with the respective agencies' standard specifications as directed by the District Engineer

General Notes

1. The Contractor's attention is directed to Section 105.09 Utilities, Delaware Standard Specifications, August 2001. The Contractor shall contact Miss Utility (1-800-282-8555) two working days prior to any excavation. The Contractor is responsible for the support and protection of all utilities for excavation and/or demolition. The Contractor is responsible for ensuring proper clearances, including safety clearances, from overhead utilities for construction equipment. The contractor is advised to check the site for access purposes for his equipment and, if necessary make arrangements directly with utility companies for field adjustments for adequate clearances.
2. It is understood and agreed that the Contractor has considered in his bid all permanent and temporary utility appurtenances in their present or relocated positions as shown on the plans

or described in the Utility Statement or are readily discernible and that no additional compensation will be allowed for any delays, inconvenience, or damage due to any interference from the utility facilities and appurtenances or the operation of moving them, except that the Contractor may be granted an equitable extension of time.

3. Coordination and cooperation among the Utility Companies and the State's Contractor are of prime importance. Therefore, the Contractor is directed to contact the following Utility Company representatives with any questions regarding this work prior to submitting bids and work schedules. Proposed work schedules should reflect the Utility Companies' proposed relocations. The Utility Companies do not work on weekends or legal holidays.

4. As outlined in Chapter 3 of the DelDOT Utilities Manual, individual utility companies are responsible for obtaining all required permits from municipal, State and federal government agencies and railroads. This includes but is not limited to water quality permits/DNREC Water Quality Certification, DNREC Subaqueous Lands/Wetlands permits, DNREC Coastal Zone Consistency Certification, County Floodplain permits (New Castle County only), U.S. Coast Guard permits, US Army Corps 404 permits, sediment and erosion permits, and railroad crossing permits.

5. Individual utility companies are required to restore any areas disturbed in conjunction with their relocation work. If an area is disturbed by a utility company and is not properly restored, the Department may have the highway contractor perform the necessary restoration. Any additional costs incurred as a result will be forwarded to the utility company.

Mark Paker	Chesapeake Utilities	302-734-6797 ext 6057
William Whitaker	Delmarva Power	302-934-3356
Jason Woody	Eastern Shore Natural Gas	302-734-6710
Kenny Nibbet	Town Of Millsboro	302-249-9831
David Rickards	Mediacom	302-732-9332 ext 330
George Zang	Verizon Delaware Inc.	(302) 422-1480

DIVISION OF TRANSPORTATION SOLUTIONS

8/25/15
DATE


UTILITY COORDINATOR

**STATE OF DELAWARE
DEPARTMENT OF TRANSPORTATION
PO BOX 778
DOVER, DELAWARE 19903**

CERTIFICATE OF RIGHT-OF-WAY STATUS

STATE PROJECT NO. T201600901

F.A.P. NO. ESTP-2015(31)

**HEP SC, US 113 AT ENNIS ROAD/NORTH STREET
TASK #1**

SUSSEX COUNTY

Certificate of Right-of-Way Status – 100%

Status - LEVEL 1

As required by 23 CFR, Part 635, and other pertinent Federal and State regulations or laws, the following certifications are hereby made in reference to this highway project:

All necessary real property interests have been acquired in accordance with current FHWA/State directives covering the acquisition of real property; and,

All necessary rights-of-way, including control of access rights when pertinent, have been acquired including legal and physical possession; and,

All project rights of way are currently available in accordance with the project right-of-way plans; and,

Any residential displaced individuals or families have been relocated to decent, safe and sanitary housing, or adequate replacement housing has been made available in accordance with the provisions of the current Federal Highway Administration (FHWA) directive(s) covering the administration of the Highway Relocation Assistance Program; and,

All occupants have vacated the lands and improvements; and,

The State has physical possession and the right to remove, salvage, or demolish any improvements acquired as part of this project, and enter on all land.

RIGHT OF WAY SECTION



**Robert Cunningham
Chief of Right of Way**

August 10, 2015

STATE OF DELAWARE
DEPARTMENT OF TRANSPORTATION
PO BOX 778
DOVER, DELAWARE 19903

CERTIFICATE OF RIGHT-OF-WAY STATUS

STATE PROJECT NO. T201600901

F.A.P. NO. ESTP-2015(31)

**HRRRP SC, US 13 AT SR 30/DOROTHY ROAD/WHITESVILLE ROAD
TASK #2**

SUSSEX COUNTY

Certificate of Right-of-Way Status – 100%

Status - LEVEL 1

As required by 23 CFR, Part 635, and other pertinent Federal and State regulations or laws, the following certifications are hereby made in reference to this highway project:

All necessary real property interests have been acquired in accordance with current FHWA/State directives covering the acquisition of real property; and,

All necessary rights-of-way, including control of access rights when pertinent, have been acquired including legal and physical possession; and,


All project rights of way are currently available in accordance with the project right-of-way plans; and,

Any residential displaced individuals or families have been relocated to decent, safe and sanitary housing, or adequate replacement housing has been made available in accordance with the provisions of the current Federal Highway Administration (FHWA) directive(s) covering the administration of the Highway Relocation Assistance Program; and,

All occupants have vacated the lands and improvements; and,

The State has physical possession and the right to remove, salvage, or demolish any improvements acquired as part of this project, and enter on all land.

RIGHT OF WAY SECTION



Robert Cunningham
Chief of Right of Way

July 24, 2015

**STATE OF DELAWARE
DEPARTMENT OF TRANSPORTATION
PO BOX 778
DOVER, DELAWARE 19903**

CERTIFICATE OF RIGHT-OF-WAY STATUS

STATE PROJECT NO. T201600901

F.A.P. NO. ESTP-2015(31)

**HEP SC, US 113 AT MILLSBORO TOWNE SQUARE/1ST STREET
TASK #3**

SUSSEX COUNTY

Certificate of Right-of-Way Status – 100%

Status - LEVEL 1

As required by 23 CFR, Part 635, and other pertinent Federal and State regulations or laws, the following certifications are hereby made in reference to this highway project:

All necessary real property interests have been acquired in accordance with current FHWA/State directives covering the acquisition of real property; and,

All necessary rights-of-way, including control of access rights when pertinent, have been acquired including legal and physical possession; and,


All project rights of way are currently available in accordance with the project right-of-way plans; and,

Any residential displaced individuals or families have been relocated to decent, safe and sanitary housing, or adequate replacement housing has been made available in accordance with the provisions of the current Federal Highway Administration (FHWA) directive(s) covering the administration of the Highway Relocation Assistance Program; and,

All occupants have vacated the lands and improvements; and,

The State has physical possession and the right to remove, salvage, or demolish any improvements acquired as part of this project, and enter on all land.

RIGHT OF WAY SECTION



**Robert Cunningham
Chief of Right of Way**

July 24, 2015



STATE OF DELAWARE
DEPARTMENT OF TRANSPORTATION
800 BAY ROAD
P.O. BOX 778
DOVER, DELAWARE 19903

JENNIFER COHAN
SECRETARY

September 16, 2015

ENVIRONMENTAL REQUIREMENTS

FOR

State Contract No. T201600901
Federal Aid No.: ESTP – 2015(31)

Contract Title: Open-End Construction Services, Sussex County
Task 1 – HEP SC, US 113 at Ennis Road/North Street

In accordance with the procedural provisions for implementing the National Environmental Policy Act of 1969, as amended, the referenced project has been processed through the Department's Environmental Review Procedures and has been classified as a Level D/ Class II Action.

Due to the nature of the proposed construction activities, permits are not required for this project. However, the following construction requirements and special provisions have been developed to minimize and mitigate impact to the surrounding environs. These requirements by DelDOT not specified within the contract, but listed below, are the responsibility of the contractor and are subject to risk of shut down at the contractor's expense if not followed.

GENERAL REQUIREMENTS:

1. All construction debris, excavated material, brush, rocks, and refuse incidental to such work shall be placed either on shore above the influence of flood waters or on some suitable dumping ground.
2. That effort shall be made to keep construction debris from entering adjacent waterways or wetlands. Any debris that enters those areas shall be removed immediately.
3. The disposal of trees, brush, and other debris in any stream corridor, wetland, surface water, or drainage area is prohibited.



STATE OF DELAWARE
DEPARTMENT OF TRANSPORTATION
800 BAY ROAD
P.O. BOX 778
DOVER, DELAWARE 19903

JENNIFER COHAN
SECRETARY

September 16, 2015

ENVIRONMENTAL REQUIREMENTS

FOR

State Contract No. T201600901
Federal Aid No.: ESTP – 2015(31)

Contract Title: Open-End Construction Services, Sussex County
Task 2 – HRRRP SC, US 13 at SR 30/Dorothy Road/Whitesville Road

In accordance with the procedural provisions for implementing the National Environmental Policy Act of 1969, as amended, the referenced project has been processed through the Department's Environmental Review Procedures and has been classified as a Level D/ Class II Action.

Due to the nature of the proposed construction activities, permits are not required for this project. However, the following construction requirements and special provisions have been developed to minimize and mitigate impact to the surrounding environs. These requirements by DelDOT not specified within the contract, but listed below, are the responsibility of the contractor and are subject to risk of shut down at the contractor's expense if not followed.

GENERAL REQUIREMENTS:

1. All construction debris, excavated material, brush, rocks, and refuse incidental to such work shall be placed either on shore above the influence of flood waters or on some suitable dumping ground.
2. That effort shall be made to keep construction debris from entering adjacent waterways or wetlands. Any debris that enters those areas shall be removed immediately.
3. The disposal of trees, brush, and other debris in any stream corridor, wetland, surface water, or drainage area is prohibited.



STATE OF DELAWARE
DEPARTMENT OF TRANSPORTATION
800 BAY ROAD
P.O. BOX 778
DOVER, DELAWARE 19903

JENNIFER COHAN
SECRETARY

September 16, 2015

ENVIRONMENTAL REQUIREMENTS

FOR

State Contract No. T201600901
Federal Aid No.: ESTP – 2015(31)

Contract Title: Open-End Construction Services, Sussex County
Task 3 – HEP SC, US 113 at Millsboro Towne Square/1st Street

In accordance with the procedural provisions for implementing the National Environmental Policy Act of 1969, as amended, the referenced project has been processed through the Department's Environmental Review Procedures and has been classified as a Level D/ Class II Action.

Due to the nature of the proposed construction activities, permits are not required for this project. However, the following construction requirements and special provisions have been developed to minimize and mitigate impact to the surrounding environs. These requirements by DelDOT not specified within the contract, but listed below, are the responsibility of the contractor and are subject to risk of shut down at the contractor's expense if not followed.

GENERAL REQUIREMENTS:

1. All construction debris, excavated material, brush, rocks, and refuse incidental to such work shall be placed either on shore above the influence of flood waters or on some suitable dumping ground.
2. That effort shall be made to keep construction debris from entering adjacent waterways or wetlands. Any debris that enters those areas shall be removed immediately.
3. The disposal of trees, brush, and other debris in any stream corridor, wetland, surface water, or drainage area is prohibited.



STATE OF DELAWARE
DEPARTMENT OF TRANSPORTATION
800 BAY ROAD
P.O. BOX 778
DOVER, DELAWARE 19903

JENNIFER COHAN
SECRETARY

RAILROAD STATEMENT

For

State Contract No.: T201600901

Federal Aid No.: ESTP-2015(31)

Project Title: Open-End Construction Services, Sussex County, Task 1 - HEP SC, US 113 at Ennis Road/North Street

The following railroad companies maintain facilities within the contract limits:


- | | |
|--|---|
| <input type="checkbox"/> Amtrak | <input type="checkbox"/> Maryland & Delaware |
| <input type="checkbox"/> CSX | <input type="checkbox"/> Norfolk Southern |
| <input type="checkbox"/> Delaware Coast Line | <input type="checkbox"/> Wilmington & Western |
| <input type="checkbox"/> East Penn | <input checked="" type="checkbox"/> None |

DOT Inventory No.: _____ No. Trains/Day: _____ Passenger Trains (Y / N): _____

In accordance with 23 CFR 635, herein is the railroad statement of coordination (check one):

- ☒ No Railroad involvement.
- ☐ Railroad Agreement unnecessary but railroad flagging required. The contractor shall follow requirements stated in the DelDOT Maintenance of Railroad Traffic Item in the Special Provisions. Contractor shall coordinate railroad flagging with DelDOT's Railroad Program Manager at (302) 760-2183.
- ☐ Railroad Agreement required. The necessary railroad agreement, attached, is complete and fully executed. Railroad related work to be undertaken and completed as required for proper coordination with physical construction schedules. The Contractor shall follow requirements stated in the DelDOT Maintenance of Railroad Traffic Item in the Special Provisions. Contractor shall coordinate railroad flagging with DelDOT's Railroad Program Manager at (302) 760-2183.

Approved As To Form:


Robert A. Perrine
DelDOT Railroad Program Manager

8/14/15

DATE



STATE OF DELAWARE
DEPARTMENT OF TRANSPORTATION
800 BAY ROAD
P.O. Box 778
DOVER, DELAWARE 19903

JENNIFER COHAN
SECRETARY

RAILROAD STATEMENT

For

State Contract No.: T201600901

Federal Aid No.: ESTP-2015(31)

Project Title: Open-End Construction Services, Sussex County, Task 2 - HRRRP SC, US 13 at SR 30/Dorothy Road/Whitesville Road

The following railroad companies maintain facilities within the contract limits:


- | | |
|--|---|
| <input type="checkbox"/> Amtrak | <input type="checkbox"/> Maryland & Delaware |
| <input type="checkbox"/> CSX | <input type="checkbox"/> Norfolk Southern |
| <input type="checkbox"/> Delaware Coast Line | <input type="checkbox"/> Wilmington & Western |
| <input type="checkbox"/> East Penn | <input checked="" type="checkbox"/> None |

DOT Inventory No.: _____ No. Trains/Day: _____ Passenger Trains (Y / N): _____

In accordance with 23 CFR 635, herein is the railroad statement of coordination (check one):

- ☒ No Railroad involvement.
- ☐ Railroad Agreement unnecessary but railroad flagging required. The contractor shall follow requirements stated in the DelDOT Maintenance of Railroad Traffic Item in the Special Provisions. Contractor shall coordinate railroad flagging with DelDOT's Railroad Program Manager at (302) 760-2183.
- ☐ Railroad Agreement required. The necessary railroad agreement, attached, is complete and fully executed. Railroad related work to be undertaken and completed as required for proper coordination with physical construction schedules. The Contractor shall follow requirements stated in the DelDOT Maintenance of Railroad Traffic Item in the Special Provisions. Contractor shall coordinate railroad flagging with DelDOT's Railroad Program Manager at (302) 760-2183.

Approved As To Form:


Robert A. Perrine
DelDOT Railroad Program Manager

8/14/15

DATE



STATE OF DELAWARE
DEPARTMENT OF TRANSPORTATION
800 BAY ROAD
P.O. Box 778
DOVER, DELAWARE 19903

JENNIFER COHAN
SECRETARY

RAILROAD STATEMENT

For

State Contract No.: T201600901

Federal Aid No.: ESTP-2015(31)

Project Title: Open-End Construction Services, Sussex County, Task 3 - HEP SC, US 113 at Millsboro Towne Square/1st Street

The following railroad companies maintain facilities within the contract limits:


- | | |
|--|---|
| <input type="checkbox"/> Amtrak | <input type="checkbox"/> Maryland & Delaware |
| <input type="checkbox"/> CSX | <input type="checkbox"/> Norfolk Southern |
| <input type="checkbox"/> Delaware Coast Line | <input type="checkbox"/> Wilmington & Western |
| <input type="checkbox"/> East Penn | <input checked="" type="checkbox"/> None |

DOT Inventory No.: _____ No. Trains/Day: _____ Passenger Trains (Y / N): _____

In accordance with 23 CFR 635, herein is the railroad statement of coordination (check one):

- ☒ No Railroad involvement.
- ☐ Railroad Agreement unnecessary but railroad flagging required. The contractor shall follow requirements stated in the DelDOT Maintenance of Railroad Traffic Item in the Special Provisions. Contractor shall coordinate railroad flagging with DelDOT's Railroad Program Manager at (302) 760-2183.
- ☐ Railroad Agreement required. The necessary railroad agreement, attached, is complete and fully executed. Railroad related work to be undertaken and completed as required for proper coordination with physical construction schedules. The Contractor shall follow requirements stated in the DelDOT Maintenance of Railroad Traffic Item in the Special Provisions. Contractor shall coordinate railroad flagging with DelDOT's Railroad Program Manager at (302) 760-2183.

Approved As To Form:


Robert A. Perrine
DelDOT Railroad Program Manager

8/14/15

DATE

BID PROPOSAL FORMS

CONTRACT T201600901.01

FEDERAL AID PROJECT ESTP-2015(31)

DELAWARE DEPARTMENT OF TRANSPORTATION
SCHEDULE OF ITEMS

PAGE: 1
DATE:

CONTRACT ID: T201600901.01

PROJECT(S): ESTP-2015(31)

All figures must be typewritten.

CONTRACTOR : _____

LINE NO	ITEM DESCRIPTION	APPROX. QUANTITY AND UNITS	UNIT PRICE		BID AMOUNT	
			DOLLARS	CTS	DOLLARS	CTS

SECTION 0001 ROADWAYCONSTRUCTION

0010	202000 EXCAVATION AND EMBANKMENT	CY	7000.000			
0020	208001 FLOWABLE FILL	CY	10.000			
0030	209001 BORROW, TYPE A	CY	600.000			
0040	209006 BORROW, TYPE F	CY	200.000			
0050	210000 FURNISHING BORROW TYPE "C" FOR PIPE, UTILITY TRENCH, AND STRUCTURE BACKFILL	CY	100.000			
0060	212000 UNDERCUT EXCAVATION	CY	600.000			
0070	302007 GRADED AGGREGATE BASE COURSE, TYPE B	CY	2200.000			
0080	302008 GRADED AGGREGATE BASE COURSE, TYPE B, PATCHING	CY	30.000			
0090	302011 DELAWARE NO. 3 STONE	TON	10.000			

DELAWARE DEPARTMENT OF TRANSPORTATION
SCHEDULE OF ITEMS

PAGE: 2
DATE:

CONTRACT ID: T201600901.01 PROJECT(S): ESTP-2015(31)

All figures must be typewritten.

CONTRACTOR :

LINE NO	ITEM DESCRIPTION	APPROX. QUANTITY AND UNITS	UNIT PRICE		BID AMOUNT	
			DOLLARS	CTS	DOLLARS	CTS
0100	302012 DELAWARE NO. 57 STONE	10.000 TON				
0110	401810 BITUMINOUS CONCRETE, SUPERPAVE, TYPE B, 160 GYRATIONS, PG 64-22	865.000 TON				
0120	401813 BITUMINOUS CONCRETE, SUPERPAVE, TYPE B, 160 GYRATIONS, PG 70-22	483.000 TON				
0130	401819 BITUMINOUS CONCRETE, SUPERPAVE, BITUMINOUS CONCRETE BASE COURSE, 160 GYRATIONS, PG 64-22	2180.000 TON				
0140	401821 BITUMINOUS CONCRETE, SUPERPAVE, TYPE C, 160 GYRATIONS, PG 64-22, PATCHING	11.000 TON				
0150	401822 BITUMINOUS CONCRETE, SUPERPAVE, TYPE B, 160 GYRATIONS, PG 64-22, PATCHING	21.000 TON				
0160	401823 BITUMINOUS CONCRETE, SUPERPAVE, BITUMINOUS CONCRETE BASE COURSE, 160 GYRATIONS, PG 64-22, PATCHING	34.000 TON				
0170	401825 BITUMINOUS CONCRETE, SUPERPAVE, TYPE B, 160 GYRATIONS, PG 64-22, WEDGE	30.000 TON				

DELAWARE DEPARTMENT OF TRANSPORTATION
SCHEDULE OF ITEMS

PAGE:
DATE:

3

CONTRACT ID: T201600901.01

PROJECT(S): ESTP-2015(31)

All figures must be typewritten.

CONTRACTOR :

LINE NO	ITEM DESCRIPTION	APPROX. QUANTITY AND UNITS	UNIT PRICE		BID AMOUNT	
			DOLLARS	CTS	DOLLARS	CTS
0180	401830 BITUMINOUS CONCRETE, SUPERPAVE, TYPE C, 160 GYRATIONS, PG 70-22 (NON-CARBONATE STONE)	891.000 TON				
0190	503001 PATCHING P.C.C. PAVEMENT, 6' TO 15', TYPE A	30.000 SY				
0200	503006 DOWEL BARS	82.000 EACH				
0210	612021 REINFORCED CONCRETE PIPE, 15", CLASS IV	930.000 LF				
0220	612022 REINFORCED CONCRETE PIPE, 18", CLASS IV	104.000 LF				
0230	612023 REINFORCED CONCRETE PIPE, 24", CLASS IV	56.000 LF				
0240	612216 REINFORCED CONCRETE ELLIPTICAL PIPE, 14"X23", CLASS IV	512.000 LF				
0250	612535 CLEANING DRAINAGE PIPE, 15"-24" DIA	500.000 LF				
0260	617002 REINFORCED CONCRETE FLARED END SECTION, 15"	2.000 EACH				
0270	617003 REINFORCED CONCRETE FLARED END SECTION, 18"	2.000 EACH				

DELAWARE DEPARTMENT OF TRANSPORTATION
SCHEDULE OF ITEMS

PAGE:
DATE:

4

CONTRACT ID: T201600901.01

PROJECT(S): ESTP-2015(31)

All figures must be typewritten.

CONTRACTOR : _____

LINE NO	ITEM DESCRIPTION	APPROX. QUANTITY AND UNITS	UNIT PRICE		BID AMOUNT	
			DOLLARS	CTS	DOLLARS	CTS
0280	617005 REINFORCED CONCRETE FLARED END SECTION, 24"	1.000 EACH				
0290	617165 REINFORCED CONCRETE FLARED END SECTION, 14" X 23"	2.000 EACH				
0300	701011 PORTLAND CEMENT CONCRETE CURB, TYPE 2	2639.000 LF				
0310	701016 INTEGRAL PORTLAND CEMENT CONCRETE CURB & GUTTER, TYPE 1-4	600.000 LF				
0320	701031 CURB OPENING, 2' OPENING	6.000 EACH				
0330	701032 CURB OPENING, 4' OPENING	2.000 EACH				
0340	705001 P.C.C. SIDEWALK, 4"	5000.000 SF				
0350	705005 P. C. C. SIDEWALK, 8"	4336.000 SF				
0360	705007 SIDEWALK SURFACE DETECTABLE WARNING SYSTEM	80.000 SF				
0370	705008 CURB RAMP, TYPE 1	100.000 SF				

DELAWARE DEPARTMENT OF TRANSPORTATION
SCHEDULE OF ITEMS

PAGE:
DATE:

5

CONTRACT ID: T201600901.01

PROJECT(S): ESTP-2015(31)

All figures must be typewritten.

CONTRACTOR :

LINE NO	ITEM DESCRIPTION	APPROX. QUANTITY AND UNITS	UNIT PRICE		BID AMOUNT	
			DOLLARS	CTS	DOLLARS	CTS
0380	705009 CURB RAMP, TYPE 2, 3, AND/OR 4	100.000 SF				
0390	705010 CURB RAMP, TYPE 5	100.000 SF				
0400	705528 TEMPORARY CURB RAMP	4.000 EACH				
0410	705530 TRIANGULAR CHANNELIZING ISLANDS	1206.000 SF				
0420	708045 LAWN INLET	2.000 EACH				
0430	708051 DRAINAGE INLET, 34" X 24"	10.000 EACH				
0440	708052 DRAINAGE INLET, 48" X 30"	4.000 EACH				
0450	708060 REPLACE DRAINAGE INLET GRATE(S)	4.000 EACH				
0460	708112 MANHOLE, 48" X 48"	1.000 EACH				
0470	708508 DRAINAGE SAFETY END STRUCTURE	2.000 EACH				

DELAWARE DEPARTMENT OF TRANSPORTATION
SCHEDULE OF ITEMS

PAGE:
DATE:

6

CONTRACT ID: T201600901.01

PROJECT(S): ESTP-2015(31)

All figures must be typewritten.

CONTRACTOR :

LINE NO	ITEM DESCRIPTION	APPROX. QUANTITY AND UNITS	UNIT PRICE		BID AMOUNT	
			DOLLARS	CTS	DOLLARS	CTS
0480	708585 JUNCTION BOX, 48" X 30"	1.000 EACH				
0490	710001 ADJUSTING AND REPAIRING EXISTING DRAINAGE INLET	5.000 EACH				
0500	710002 ADJUSTING AND REPAIRING EXISTING MANHOLE	10.000 EACH				
0510	710501 CONVERTING EXISTING CATCH BASIN TO MANHOLE	1.000 EACH				
0520	710506 ADJUST AND REPAIR EXISTING SANITARY MANHOLE	5.000 EACH				
0530	712020 RIPRAP, R-4	5.000 TON				
0540	713003 GEOTEXTILES, RIPRAP	15.000 SY				
0550	716000 CONVERTING EXISTING DRAINAGE INLET TO JUNCTION BOX	1.000 EACH				
0560	727014 CONSTRUCTION SAFETY FENCE	500.000 LF				
0570	743000 MAINTENANCE OF TRAFFIC	LUMP	LUMP			

DELAWARE DEPARTMENT OF TRANSPORTATION
SCHEDULE OF ITEMS

PAGE:
DATE:

7

CONTRACT ID: T201600901.01

PROJECT(S): ESTP-2015(31)

All figures must be typewritten.

CONTRACTOR :

LINE NO	ITEM DESCRIPTION	APPROX. QUANTITY AND UNITS	UNIT PRICE		BID AMOUNT	
			DOLLARS	CTS	DOLLARS	CTS
0580	743003 ARROWPANELS, TYPE C	108.000 EADY				
0590	743004 FURNISH AND MAINTAIN PORTABLE CHANGEABLE MESSAGE SIGN	118.000 EADY				
0600	743005 FURNISH AND MAINTAIN PORTABLE LIGHT ASSEMBLY	300.000 EADY				
0610	743006 PLASTIC DRUMS	10000.000 EADY				
0620	743007 TRAFFIC OFFICERS	300.000 HOUR	75.00000		22500.00	
0630	743010 FURNISH AND MAINTAIN TRUCK MOUNTED ATTENUATOR, TYPE II	300.000 EADY				
0640	743023 TEMPORARY BARRICADES, TYPE III	1500.000 LFDY				
0650	743024 TEMPORARY WARNING SIGNS AND PLAQUES	4060.000 EADY				
0660	743058 FLAGGER, SUSSEX COUNTY, FEDERAL	2000.000 HOUR				
0670	743067 FLAGGER, SUSSEX COUNTY, FEDERAL, OVERTIME	200.000 HOUR				

DELAWARE DEPARTMENT OF TRANSPORTATION
SCHEDULE OF ITEMS

PAGE:
DATE:

8

CONTRACT ID: T201600901.01

PROJECT(S): ESTP-2015(31)

All figures must be typewritten.

CONTRACTOR :

LINE NO	ITEM DESCRIPTION	APPROX. QUANTITY AND UNITS	UNIT PRICE		BID AMOUNT	
			DOLLARS	CTS	DOLLARS	CTS
0680	744544 ADJUST OR REPAIR EXISTING CONDUIT JUNCTION WELL	1.000 EACH				
0690	748015 PERMANENT PAVEMENT STRIPING, SYMBOL/LEGEND ALKYD-THERMOPLAST IC	572.000 SF				
0700	748026 TEMPORARY MARKINGS, PAINT SYMBOL/LEGEND	500.000 SF				
0710	748032 TEMPORARY MARKINGS, PAINT, 5"	7800.000 LF				
0720	748502 RAISED/RECESSED PAVEMENT MARKER	750.000 EACH				
0730	748530 REMOVAL OF PAVEMENT STRIPING	5000.000 SF				
0740	748548 PERMANENT PAVEMENT STRIPING, EPOXY RESIN PAINT, WHITE/YELLOW, 5"	10206.000 LF				
0750	749687 INSTALLATION OR REMOVAL OF TRAFFIC SIGN(S) ON SINGLE SIGN POST	196.000 EACH				
0760	749688 INSTALLATION OF 4" DIAMETER HOLE, LESS THAN OR EQUAL TO 6" DEPTH	10.000 EACH				

DELAWARE DEPARTMENT OF TRANSPORTATION
SCHEDULE OF ITEMS

PAGE:
DATE:

9

CONTRACT ID: T201600901.01

PROJECT(S): ESTP-2015(31)

All figures must be typewritten.

CONTRACTOR :

LINE NO	ITEM DESCRIPTION	APPROX. QUANTITY AND UNITS	UNIT PRICE		BID AMOUNT	
			DOLLARS	CTS	DOLLARS	CTS
0770	750000 ADJUST WATER VALVE BOXES	10.000 EACH				
0780	751000 ADJUST FIRE HYDRANTS	1.000 EACH				
0790	758000 REMOVAL OF EXISTING PORTLAND CEMENTCONCRETE PAVEMENT, CURB, SIDEWALK, ETC.	268.000 SY				
0800	762001 SAW CUTTING, BITUMINOUS CONCRETE	388.600 LF				
0810	762002 SAW CUTTING, CONCRETE, FULL DEPTH	4720.432 LF				
0820	763000 INITIAL EXPENSE	LUMP	LUMP			
0830	763597 UTILITY CONSTRUCTION ENGINEERING	100.000 HOUR				
0840	763621 CONSTRUCTION ENGINEERING, REHABILITATION	550.000 HOUR				
0850	905001 SILT FENCE	500.000 LF				
0860	905004 INLET SEDIMENT CONTROL, DRAINAGE INLET	25.000 EACH				

DELAWARE DEPARTMENT OF TRANSPORTATION
SCHEDULE OF ITEMS

PAGE:
DATE:

10

CONTRACT ID: T201600901.01

PROJECT(S): ESTP-2015(31)

All figures must be typewritten.

CONTRACTOR : _____

LINE NO	ITEM DESCRIPTION	APPROX. QUANTITY AND UNITS	UNIT PRICE		BID AMOUNT	
			DOLLARS	CTS	DOLLARS	CTS
0870	905005 INLET SEDIMENT CONTROL, CURB INLET	7.000 EACH				
0880	907510 COMPOST FILTER LOG	120.000 LF				
0890	908004 TOPSOIL, 6" DEPTH	10000.000 SY				
0900	908014 PERMANENT GRASS SEEDING, DRY GROUND	10000.000 SY				
0910	908020 EROSION CONTROL BLANKET MULCH	1131.000 SY				
0920	908023 STABILIZED CONSTRUCTION ENTRANCE	200.000 TON				
	SECTION 0001 TOTAL					
	TOTAL BID					

CANNOT BE
USED FOR
BIDDING

CERTIFICATION

Contract No. T201600901.01
Federal Aid Project No. ESTP-2015(31)

The undersigned bidder, _____
whose address is _____
and telephone number is _____ hereby certifies the following:

I/We have carefully examined the location of the proposed work, the proposed plans and specifications, and will be bound, upon award of this contract by the Department of Transportation, to execute in accordance with such award, a contract with necessary surety bond, of which contract this proposal and said plans and specifications shall be a part, to provide all necessary machinery, tools, labor and other means of construction, and to do all the work and to furnish all the materials necessary to perform and complete the said contract within the time and as required in accordance with the requirements of the Department of Transportation, and at the unit prices for the various items as listed on the preceding pages.

Bidder's Certification Statement [US DOT Suspension and Debarment Regulation (49 CFR 29)]:

NOTICE: All contractors who hold prime contracts (Federal Aid) with DelDOT are advised that the prime contractor and subcontractors are required to submit to DelDOT a signed and notary attested copy of the Bidder Certification Statement for each and every subcontract that will be utilized by the prime contractor. This Certification **must** be filed with DelDOT prior to written approval being granted for each and every subcontractor. Copies of the Certification Form are available from the appropriate District Construction Office.

Under penalty of perjury under the laws of the United States, that I/We, or any person associated therewith in the capacity of (owner, partner, director, officer, principal, investigator, project director, manager, auditor, or any position involving the administration federal funds):

- a. am/are not currently under suspension, debarment, voluntary exclusion, or determination of ineligibility by any federal agency;
- b. have not been suspended, debarred, voluntarily excluded or determined ineligible by any federal agency within the past 3 years;
- c. do not have a proposed debarment pending; and,
- d. have not been indicted, convicted, or had a civil judgement rendered against (it) by a court of competent jurisdiction in any matter involving fraud or official misconduct within the past 3 years.

Exceptions will not necessarily result in denial of award, but will be considered in determining bidder responsibility. For any exception noted, indicate below to whom it applies, initiating agency, and dates of action. Providing false information may result in criminal prosecution or administrative sanctions.

(Insert Exceptions)

DBE Program Assurance:

NOTICE: In accordance with 49 CFR Part 26 the undersigned, a legally authorized representative of the bidder listed below, must complete this assurance.

By its signature affixed hereto, assures the Department that it will attain DBE participation as indicated:

Disadvantaged Business Enterprise _____ percent (blank to be filled in by bidder)

The foregoing quantities are considered to be approximate only and are given as the basis for comparison of bids. The Department of Transportation may increase or decrease the amount of any item or portion of the work as may be deemed necessary or expedient. Any such increase or decrease in the quantity for any item will not be regarded as a sufficient ground for an increase or decrease in the unit prices, nor in the time allowed for the completion of the work, except as provided in the contract.

Accompanying this proposal is a surety bond or a security of the bidder assigned to the Department of Transportation, for at least ten (10) percentum of total amount of the proposal, which deposit is to be forfeited as liquidated damages in case this proposal is accepted, and the undersigned shall fail to execute a contract with necessary bond, when required, for the performance of said contract with the Department of Transportation, under the conditions of this proposal, within twenty (20) days after date of official notice of the award of the contract as provided in the requirement and specifications hereto attached; otherwise said deposit is to be returned to the undersigned.

I/We are licensed, or have initiated the license application as required by Section 2502, Chapter 25, Title 30, of the Delaware Code.

By submission of this proposal, each person signing on behalf of the bidder, certifies as to its own organization, under penalty of perjury, that to the best of each signer's knowledge and belief:

1. The prices in this proposal have been arrived at independently without collusion, consultation, communication, or Agreement with any other bidder or with any competitor for the purpose of restricting competition.
2. Unless required by law, the prices which have been quoted in this proposal have not been knowingly disclosed and will not knowingly be disclosed by the bidder, directly or indirectly, to any other bidder or competitor prior to the opening of proposals.
3. No attempt has been made or will be made by the bidder to induce any other person, partnership, or corporation to submit or not to submit a proposal for the purpose of restricting competition.

I/We acknowledge receipt and incorporation of addenda to this proposal as follows:

No.	Date	No.	Date	No.	Date	No.	Date	No.	Date
-----	------	-----	------	-----	------	-----	------	-----	------

BIDDERS MUST ACKNOWLEDGE RECEIPT OF ALL ADDENDA

MUST INSERT DATE OF FINAL QUESTIONS AND ANSWERS ON WEBSITE: _____

Sealed and dated this _____ day of _____ in the year of our Lord two thousand _____ (20____).

Name of Bidder (Organization)

Corporate
Seal

By:

Authorized Signature

Attest _____

Title

SWORN TO AND SUBSCRIBED BEFORE ME this _____ day of _____, 20 ____.

Notary
Seal

Notary

BID BOND

TO ACCOMPANY PROPOSAL
(Not necessary if security is used)

KNOW ALL MEN BY THESE PRESENTS That: _____
of _____ in the County of _____ and State of _____ as
Principal, and _____ of _____ in the County of
_____ and State of _____ as **Surety**, legally authorized to do business in the State of
Delaware ("**State**"), are held and firmly unto the **State** in the sum of _____
Dollars (\$ _____), or _____ percent not to exceed _____
Dollars (\$ _____) of amount of bid on
Contract No. T201600901.01, to be paid to the **State** for the use and benefit of its Department of
Transportation ("**DelDOT**") for which payment well and truly to be made, we do bind ourselves, our and
each of our heirs, executors, administrators, and successors, jointly and severally for and in the whole
firmly by these presents.

NOW THE CONDITION OF THIS OBLIGATION IS SUCH That if the above bounden
Principal who has submitted to the **DelDOT** a certain proposal to enter into this contract for the
furnishing of certain materiel and/or services within the **State**, shall be awarded this Contract, and if said
Principal shall well and truly enter into and execute this Contract as may be required by the terms of this
Contract and approved by the **DelDOT**, this Contract to be entered into within twenty days after the date
of official notice of the award thereof in accordance with the terms of said proposal, then this obligation
shall be void or else to be and remain in full force and virtue.

Sealed with _____ seal and dated this _____ day of _____ in the year of our Lord
two thousand and _____ (20____).

SEALED, AND DELIVERED IN THE
presence of

Name of Bidder (Organization)

Corporate
Seal

By:

Authorized Signature

Attest _____

Title

Name of Surety

Witness: _____

By:

Title