

# STATE OF DELAWARE

This Copy is for information only.  
You must request a CD from  
DeIDOT in order to bid.



## DEPARTMENT OF TRANSPORTATION

### BID PROPOSAL

for

### CONTRACT T201606103.01

FEDERAL AID PROJECT NO. ESTP-2016(02)

PAVEMENT AND REHABILITATION, NORTH III, 2016

NEW CASTLE COUNTY

ADVERTISEMENT DATE: December 14, 2015

COMPLETION TIME: 170 Calendar Days

SPECIFICATIONS FOR ROAD AND BRIDGE CONSTRUCTION  
DELAWARE DEPARTMENT OF TRANSPORTATION  
AUGUST 2001

Bids will be received in the Bidder's Room at the Delaware Department of Transportation's Administration Building, 800 Bay Road, Dover, Delaware until 2:00 P.M. local time **January 12, 2016**

**Contract No.T201606103.01  
Federal Aid Project No. ESTP-2016(02)**

**PAVEMENT AND REHABILITATION, NORTH III, 2016  
NEW CASTLE COUNTY**

**GENERAL DESCRIPTION**

LOCATION

These improvements are located in NEW CASTLE County more specifically shown on the Location Map(s) of the enclosed Plans.

DESCRIPTION

The improvements consist of furnishing all labor and materials for Pavement and Rehabilitation, North III, 2016, and other incidental construction in accordance with the location, notes and details shown on the plans and as directed by the Engineer.

COMPLETION TIME

All work on this contract must be complete within 170 Calendar Days. It is the Department's intent to issue a Notice to Proceed such that work starts on or about May 2, 2016.

PROSPECTIVE BIDDERS NOTES:

1. BIDDERS MUST BE REGISTERED with DelDOT and request a cd of the official plans and specifications in order to submit a bid. Contact DelDOT at [dot-ask@state.de.us](mailto:dot-ask@state.de.us), or (302) 760-2031.
2. QUESTIONS regarding this project are to be e-mailed to [dot-ask@state.de.us](mailto:dot-ask@state.de.us) no less than six business days prior to the proposal opening date in order to receive a response. Please include T201606103.01 in the subject line. Responses to inquiries are posted on-line at <http://www.bids.delaware.gov>.
3. This project incorporates the electronic bidding system **Expedite, version 5.9a**. Bidders wishing to use the electronic bidding option will find the installation file on the plan holders bid file disk. The installation file and instructions are also available on DelDOT's Website at: [http://www.deldot.gov/information/business/bids/const\\_proj\\_bid\\_info.shtml](http://www.deldot.gov/information/business/bids/const_proj_bid_info.shtml).
4. Each proposal must be accompanied by a deposit of either surety bond or security for a sum equal to at least 10% of the bid.
5. No retainage will be withheld on this contract.
6. The Department's External Complaint Procedure can be viewed on DelDOT's Website at; <http://www.deldot.gov/information/business/>, or you may request a copy by calling (302) 760-2555.
7. **SPECIFICATIONS:** New Supplemental Specifications to the August 2001 Standard Specifications were issued November 24, 2014 and apply to this project. They can be [viewed here](#). The Department is currently updating the August 2001 Specifications for Road and Bridge Construction. Through this update, some Divisions were renumbered and some new ones were created and added. The *Specifications Note* document is for the use by the bidders to reference the new numbers to the past numbers used for bidding purposes on previous Department contracts.
8. **PLEASE NOTE** the requirements of special provision 'Changes to Project Documents During Advertisement' have moved to Supplemental Specifications, the special provision is no longer needed.
9. **PLEASE NOTE** federal requirements for the DBE program under [49CFR §26.53\(b\)\(3\)\(i\)\(B\)](#) have changed effective November 3, 2014. Submission of DBE participation information is now required from the lowest apparent bidder no later than seven (7) days after bid opening (*formerly 10 days*).

CONSTRUCTION ITEMS UNITS OF MEASURE

<b>English Code</b>	<b>English Description</b>	<b>Multiply By</b>	<b>Metric Code</b>	<b>Metric Description</b>	<b>Suggested CEC Metric Code</b>
ACRE	Acre	0.4047	ha	Hectare	HECTARE
BAG	Bag	N/A	Bag	Bag	BAG
C.F.	Cubic Foot	0.02832	m <sup>3</sup>	Cubic Meter	M3
C.Y.	Cubic Yard	0.7646	m <sup>3</sup>	Cubic Meter	M3
EA-DY	Each Day	N/A	EA-DY	Each Day	EA-DY
EA-MO	Each Month	N/A	EA-MO	Each Month	EA-MO
EA/NT	Each Night	N/A	EA-NT	Each Night	EA/NT
EACH	Each	N/A	EA	Each	EACH
GAL	Gallon	3.785	L	Liter	L
HOUR	Hour	N/A	h	Hour	HOUR
INCH	Inch	25.4	mm	Millimeter	MM
L.F.	Linear Foot	0.3048	m	Linear Meter	L.M.
L.S.	Lump Sum	N/A	L.S.	Lump Sum	L.S.
LA-MI	Lane Mile	1.609	LA-km	Lane-Kilometer	LA-KM
LB	Pound	0.4536	kg	Kilogram	KG
MFBM	Thousand Feet of Board Measure	2.3597	m <sup>3</sup>	Cubic Meter	M3
MGAL	Thousand Gallons	3.785	kL	Kiloliter	KL
MILE	Mile	1.609	km	Kilometer	KM
S.F.	Square Foot	0.0929	m <sup>2</sup>	Square Meter	M2
S.Y.	Square Yard	0.8361	m <sup>2</sup>	Square Meter	M2
SY-IN	Square Yard-Inch	0.8495	m <sup>2</sup> -25 mm	Square Meter-25 Millimeter	M2-25 MM
TON	Ton	.9072	t	Metric Ton (1000kg)	TON
N.A.*	Kip	4.448	kN	Kilonewton	N.A.*
N.A.*	Thousand Pounds per Square Inch	6.895	MPa	Megapascal	N.A.*

\*Not used for units of measurement for payment.

TABLE OF CONTENTS

<b>GENERAL DESCRIPTION.....</b>	<b><u>i</u></b>
LOCATION.....	<u>i</u>
DESCRIPTION.....	<u>i</u>
COMPLETION TIME.....	<u>i</u>
PROSPECTIVE BIDDERS NOTES.....	<u>i</u>
CONSTRUCTION ITEMS UNITS OF MEASURE.....	<u>ii</u>
<b>GENERAL NOTICES.....</b>	<b><u>1</u></b>
SPECIFICATIONS.....	<u>1</u>
CLARIFICATIONS.....	<u>1</u>
ATTESTING TO NON-COLLUSION.....	<u>1</u>
QUANTITIES.....	<u>1</u>
PREFERENCE FOR DELAWARE LABOR.....	<u>1</u>
EQUALITY OF EMPLOYMENT OPPORTUNITY ON PUBLIC WORKS.....	<u>1</u>
TAX CLEARANCE.....	<u>2</u>
LICENSE.....	<u>2</u>
DIFFERING SITE CONDITIONS.....	<u>2</u>
CONFLICT WITH FEDERAL STATUTES OR REGULATIONS.....	<u>3</u>
FEDERAL LABOR AND EMPLOYMENT REQUIREMENTS.....	<u>3</u>
CONVICT PRODUCED MATERIALS:.....	<u>3</u>
TO REPORT BID RIGGING ACTIVITIES.....	<u>4</u>
NOTICE OF REQUIREMENT FOR AFFIRMATIVE ACTION.....	<u>5</u>
STANDARD FEDERAL EQUAL EMPLOYMENT OPPORTUNITY.....	<u>6</u>
TRAINING SPECIAL PROVISIONS.....	<u>9</u>
INTERMODAL SURFACE TRANSPORTATION EFFICIENCY ACT.....	<u>10</u>
DISADVANTAGED BUSINESS ENTERPRISE (DBE) PROGRAM SPECIFICATION.....	<u>10</u>
CRITICAL DBE REQUIREMENTS.....	<u>12</u>
GUIDANCE FOR GOOD FAITH EFFORT.....	<u>13</u>
<b>REQUIRED CONTRACT PROVISIONS - FEDERAL-AID CONSTRUCTION CONTRACTS....</b>	<b><u>15</u></b>
I. GENERAL.....	<u>15</u>
II. NONDISCRIMINATION.....	<u>15</u>
III. NONSEGREGATED FACILITIES.....	<u>19</u>
IV. DAVIS-BACON AND RELATED ACT PROVISIONS.....	<u>19</u>
V. CONTRACT WORK HOURS AND SAFETY STANDARDS ACT.....	<u>24</u>
VI. SUBLETTING OR ASSIGNING THE CONTRACT.....	<u>24</u>
VII. SAFETY: ACCIDENT PREVENTION.....	<u>25</u>
VIII. FALSE STATEMENTS CONCERNING HIGHWAY PROJECTS.....	<u>26</u>
IX. IMPLEMENTATION OF CLEAN AIR ACT AND FEDERAL WATER POLLUTION CONTROL ACT.....	<u>26</u>
X. CERTIFICATION REGARDING DEBARMENT, SUSPENSION, INELIGIBILITY.....	<u>26</u>
XI. CERTIFICATION REGARDING USE OF CONTRACT FUNDS FOR LOBBYING.....	<u>29</u>
APPENDICES TO THE TITLE VI ASSURANCE.....	<u>30</u>
<b>PREVAILING WAGES.....</b>	<b><u>32</u></b>
PREVAILING WAGE REQUIREMENTS.....	<u>32</u>
APPLICABILITY OF DAVIS-BACON LABOR STANDARD PROVISIONS TO FLAGGERS.....	<u>36</u>
ALL AGENCY MEMORANDUM NO. 130.....	<u>36</u>
<b>SUPPLEMENTAL SPECIFICATIONS.....</b>	<b><u>38</u></b>
<b>SPECIAL PROVISIONS.....</b>	<b><u>39</u></b>
CONSTRUCTION ITEM NUMBERS.....	<u>40</u>
401502 - ASPHALT CEMENT COST ADJUSTMENT.....	<u>41</u>
401580 – RIDE QUALITY OF HOT-MIX PAVEMENT.....	<u>42</u>
401696 – ENTRANCE, DRIVEWAY AND INTERSECTING STREET PAVING SURCHARGE .....	<u>47</u>
401699 - QUALITY CONTROL/QUALITY ASSURANCE OF BITUMINOUS CONCRETE....	<u>48</u>
401752 – SAFETY EDGE FOR ROADWAY PAVEMENT.....	<u>61</u>

401823 - BITUMINOUS CONCRETE, SUPERPAVE, BITUMINOUS CONCRETE BASE COURSE, 160 GYRATIONS, PG 64-22, PATCHING. ....	<u>62</u>
401833 -BITUMINOUS CONCRETE, SUPERPAVE, TYPE C, 160 GYRATIONS, PG 76-22, (NON-CARBONATE STONE).....	<u>63</u>
720611 - FLEXIBLE DELINEATOR, PERMANENT.....	<u>74</u>
744506 - CONDUIT JUNCTION WELL, TYPE 7, PRECAST POLYMER CONCRETE.....	<u>75</u>
744530 - CONDUIT JUNCTION WELL, TYPE 11, PRECAST CONCRETE/POLYMER LID-FRAME. ....	<u>75</u>
744531 - CONDUIT JUNCTION WELL, TYPE 14, PRECAST CONCRETE/POLYMER LID-FRAME. ....	<u>75</u>
744532 - CONDUIT JUNCTION WELL, TYPE 15, PRECAST CONCRETE/POLYMER LID-FRAME. ....	<u>75</u>
744541 - FURNISH & INSTALL FRAME AND LID FOR JUNCTION WELL, TYPE 11. ....	<u>77</u>
744542 - FURNISH & INSTALL FRAME AND LID FOR JUNCTION WELL, TYPE 14. ....	<u>77</u>
744544 – ADJUST OR REPAIR EXISTING CONDUIT JUNCTION WELL. ....	<u>78</u>
745602 - FURNISH & INSTALL UP TO 4” SCHEDULE 80 HDPE CONDUIT (BORE).....	<u>79</u>
745603 - FURNISH & INSTALL UP TO 4” SCHEDULE 80 PVC CONDUIT (OPEN CUT)....	<u>79</u>
745604 - FURNISH & INSTALL UP TO 4” SCHEDULE 80 PVC CONDUIT (TRENCH). ....	<u>79</u>
745606 - FURNISH & INSTALL UP TO 4” GALVANIZED STEEL CONDUIT (TRENCH). ...	<u>79</u>
745607 - FURNISH & INSTALL UP TO 4” GALVANIZED STEEL CONDUIT (BORE). ....	<u>79</u>
746614 - POLE BASE EXTENSION.....	<u>83</u>
746847 - POLE BASE, TYPE 3 .....	<u>84</u>
746848 - POLE BASE, TYPE 3A.....	<u>84</u>
746849 - POLE BASE, TYPE 3B.....	<u>84</u>
746850 - POLE BASE, TYPE 4A .....	<u>84</u>
746924 - FURNISH & INSTALL LOOP WIRE 1-CONDUCTOR #14 AWG ENCASED IN ¼” FLEXIBLE TUBING IN A LOOP SAWCUT.....	<u>86</u>
747516 - CABINET BASE TYPE P.....	<u>88</u>
748502 - RAISED/RECESSED PAVEMENT MARKER. ....	<u>89</u>
748548 - PERMANENT PAVEMENT STRIPING, EPOXY RESIN PAINT, WHITE/YELLOW, 5" .....	<u>90</u>
749687 - INSTALLATION OR REMOVAL OF TRAFFIC SIGN ON SINGLE SIGN POST. ....	<u>100</u>
749688 - INSTALLATION OF 4” DIAMETER HOLE, LESS THAN OR EQUAL TO 6” IN DEPTH .....	<u>101</u>
749690 - INSTALLATION OR REMOVAL OF TRAFFIC SIGN ON MULTIPLE SIGN POSTS .....	<u>102</u>
760507 - PROFILE MILLING, BITUMINOUS CONCRETE.....	<u>103</u>
763621 - CONSTRUCTION ENGINEERING, REHABILITATION. ....	<u>105</u>
763643 - MAINTENANCE OF TRAFFIC – ALL INCLUSIVE. ....	<u>107</u>
<b>UTILITY STATEMENT.....</b>	<u><b>112</b></u>
<b>RIGHT OF WAY CERTIFICATE.....</b>	<u><b>115</b></u>
<b>ENVIRONMENTAL STATEMENT.....</b>	<u><b>116</b></u>
<b>RAILROAD STATEMENT.....</b>	<u><b>118</b></u>
<b>BID PROPOSAL FORMS.....</b>	<u><b>119</b></u>
<b>CERTIFICATION.....</b>	<u><b>129</b></u>
<b>BID BOND.....</b>	<u><b>131</b></u>

## **GENERAL NOTICES**

### **SPECIFICATIONS:**

The specifications entitled "Delaware Standard Specifications for Road and Bridge Construction, August, 2001", hereinafter referred to as the Standard Specifications; Supplemental Standard Specifications; the Special Provisions; notes on the Plans; this Bid Proposal; and any addenda thereto, shall govern the work to be performed under this contract.

### **CLARIFICATIONS:**

Under any Section or Item included in the Contract, the Contractor shall be aware that when requirements, responsibilities, and furnishing of materials are outlined in the details and notes on the Plans and in the paragraphs preceding the "Basis of Payment" paragraph in the Standard Specifications or Special Provisions, no interpretation shall be made that such stipulations are excluded because reiteration is not made in the "Basis of Payment" paragraph.

### **ATTESTING TO NON-COLLUSION:**

The Department requires as a condition precedent to acceptance of bids a sworn statement executed by, or on behalf of, the person, firm, association, or corporation to whom such contract is to be awarded, certifying that such person, firm, association, or corporation has not, either directly or indirectly, entered into any agreement, participated in any collusion, or otherwise taken any action in restraint of free competitive bidding in connection with such contract. The form for this sworn statement is included in the proposal and must be properly executed in order to have the bid considered.

### **QUANTITIES:**

The quantities shown are for comparison of bids only. The Department may increase or decrease any quantity or quantities without penalty or change in the bid price.

### **PREFERENCE FOR DELAWARE LABOR:**

Delaware Code, Title 29, Chapter 69, Section 6962, Paragraph (d), Subsection (4)b

"In the construction of all public works for the State or any political subdivision thereof, or by firms contracting with the State or any political subdivision thereof, preference in employment of laborers, workmen or mechanics shall be given to bona fide legal citizens of the State who have established citizenship by residence of at least 90 days in the State. Each public works contract for the construction of public works for the State or any political subdivision thereof shall contain a stipulation that any person, company or corporation who violates this section shall pay a penalty to the Secretary of Finance equal to the amount of compensation paid to any person in violation of this section."

### **EQUALITY OF EMPLOYMENT OPPORTUNITY ON PUBLIC WORKS:**

Delaware Code, Title 29, Chapter 69, Section 6962, Paragraph (d), Subsection (7)

"a. As a condition of the awarding of any contract for public works financed in whole or in part by State appropriation, such contracts shall include the following provisions:

During the performance of this contract, the contractor agrees as follows:

1. The contractor will not discriminate against any employee or applicant for employment because of race, creed, color, sex, sexual orientation or natural origin. The contractor will take positive steps to ensure that applicants are employed, and that employees are treated during employment, without regard to their race, creed, color, sex, sexual orientation or national origin. Such action shall include, but not be limited to, the following: employment, upgrading, demotion or transfer; recruitment or recruitment advertising; layoff or termination; rates of pay or other forms of compensation; and selection for training, including apprenticeship. The contractor agrees to post in conspicuous places available to employees and applicants for employment notices to be provided by the contracting agency setting forth this nondiscrimination clause.

2. The contractor will, in all solicitations or advertisements for employees placed by or on behalf of the contractor, state that all qualified applicants will receive consideration for employment without regard to race, creed, color, sex or national origin.'

TAX CLEARANCE:

As payments to each vendor or contractor aggregate \$2,000, the Division of Accounting will report such vendor or contractor to the Division of Revenue, who will then check the vendor or contractor's compliance with tax requirements and take such further action as may be necessary to insure compliance.

LICENSE:

A person desiring to engage in business in this State as a contractor shall obtain a license upon making application to the Division of Revenue. Proof of said license compliance to be made prior to, or in conjunction with, the execution of a contract to which he has been named.

SUBCONTRACTOR LICENSE: 29 DEL. C. §6967:

(c) Any contractor that enters a public works contract must provide to the agency to which it is contracting, within 30 days of entering such public works contract, copies of all occupational and business licenses of subcontractors and/or independent contractors that will perform work for such public works contract. However, if a subcontractor or independent contractor is hired or contracted more than 20 days after the contractor entered the public works contract the occupational or business license of such subcontractor or independent contractor shall be provided to the agency within 10 days of being contracted or hired.

DIFFERING SITE CONDITIONS,

SUSPENSIONS OF WORK and SIGNIFICANT CHANGES IN THE CHARACTER OF WORK:

Differing site conditions: During the progress of the work, if subsurface or latent physical conditions are encountered at the site differing materially from those indicated in the contract or if unknown physical conditions of an unusual nature, differing materially from those ordinarily encountered and generally recognized as inherent in the work provided for in the contract are encountered at the site, the party discovering such conditions shall promptly notify the other party in writing of the specific differing conditions before they are disturbed and before the affected work is performed.

Upon written notification, the engineer will investigate the conditions, and if he/she determines that the conditions materially differ and cause an increase or decrease in the cost or time required for the performance of any work under the contract, an adjustment, excluding loss of anticipated profits, will be made and the contract modified in writing accordingly. The engineer will notify the contractor of his/her determination whether or not an adjustment of the contract is warranted.

No contract adjustment which results in a benefit to the contractor will be allowed unless the contractor has provided the required written notice. No contract adjustment will be allowed under their clause for any effects caused on unchanged work.

Suspensions of work ordered by the engineer: If the performance of all or any portion of the work is suspended or delayed by the engineer in writing for an unreasonable period of time (not originally anticipated, customary or inherent to the construction industry) and the contractor believes that additional compensation and/or contract time is due as a result of such suspension or delay, the contractor shall submit to the engineer in writing a request for adjustment within 7 calendar days of receipt of the notice to resume work. The request shall set forth the reasons and support for such adjustment.

Upon receipt, the engineer will evaluate the contractor's request. If the engineer agrees that the cost and/or time required for the performance of the contract has increased as a result of such suspension and the suspension was caused by conditions beyond the control of and not the fault of the contractor, its suppliers, or subcontractors at any approved tier, and not caused by weather, the engineer will make an adjustment (excluding profit) and modify the contract in writing accordingly. The engineer will notify the contractor of his/her determination whether or not an adjustment of the contract is warranted. No contract adjustment will be allowed unless the contractor has submitted the request for adjustment within the time prescribed.

No contract adjustment will be allowed under this clause to the extent that performance would have been suspended or delayed by any other cause, or for which an adjustment is provided for or excluded under any other term or condition of this contract.

Significant changes in the character of work: The engineer reserves the right to make, in writing, at any time during the work, such changes in quantities and such alterations in the work as are necessary to satisfactorily complete the project. Such changes in quantities and alterations shall not invalidate the contract nor release the surety, and the contractor agrees to perform the work as altered.

If the alterations or changes in quantities significantly change the character of the work under the contract, whether or not changed by any such different quantities or alterations, an adjustment, excluding loss of anticipated profits, will be made to the contract. The basis for the adjustment shall be agreed upon prior to the performance of the work. If a basis cannot be agreed upon, then an adjustment will be made either for or against the contractor in such amount as the engineer may determine to be fair and equitable.

The term "significant change" shall be construed to apply only to the following circumstances:

- (A) When the character of the work as altered differs materially in kind or nature from that involved or included in the original proposed construction or
- (B) When a major item of work, as defined elsewhere in the contract, is increased in excess of 125 percent or decreased below 75 percent of the original contract quantity. Any allowance for an increase in quantity shall apply only to that portion in excess of 125 percent of original contract item quantity, or in case of a decrease below 75 percent, to the actual amount of work performed.

#### CONFLICT WITH FEDERAL STATUTES OR REGULATIONS:

Delaware Code, Title 29, Chapter 69, Section 6904, Paragraph (a):

"If any provision of this subchapter conflicts or is inconsistent with any statute, rule or regulation of the federal government applicable to a project or activity, the cost of which is to be paid or reimbursed in whole or in part by the federal government, and due to such conflict or inconsistency the availability of federal funds may be jeopardized, such provision shall not apply to such project or activity."

#### FEDERAL LABOR AND EMPLOYMENT REQUIREMENTS

Federal Regulation 23 CFR § 635.117(b) Labor and employment, states:

"No procedures or requirement shall be imposed by any State which will operate to discriminate against the employment of labor from any other State, possession or territory of the United States, in the construction of a Federal-aid project."

#### CONVICT PRODUCED MATERIALS:

- (a) Materials produced after July 1, 1991, by convict labor may only be incorporated in a Federal-aid highway construction project if such materials have been:
  - (1) Produced by convicts who are on parole, supervised release, or probation from a prison or
  - (2) Produced in a qualified prison facility and the cumulative annual production amount of such materials for use in Federal-aid highway construction does not exceed the amount of such materials produced in such facility for use in Federal-aid highway construction during the 12-month period ending July 1, 1987.
- (b) Qualified prison facility means any prison facility in which convicts, during the 12-month period ending July 1, 1987, produced materials for use in Federal-aid highway construction projects.



TO REPORT BID RIGGING ACTIVITIES:

The U. S. Department of Transportation (DOT) operates the below toll-free "hotline" Monday through Friday, 8:00 a.m. to 5:00 p.m. eastern time. Anyone with knowledge of possible bid rigging, bidder collusion, or other fraudulent activities should use the "hotline" to report such activities.

The "hotline" is part of the DOT's continuing effort to identify and investigate highway construction contract fraud and abuse and is operated under the direction of the DOT Inspector General. All information will be treated confidentially and caller anonymity will be respected.

TO REPORT BID RIGGING ACTIVITIES  
CALL 1-800-424-9071

NOTICE OF REQUIREMENT FOR AFFIRMATIVE ACTION  
TO ENSURE EQUAL EMPLOYMENT OPPORTUNITY  
(EXECUTIVE ORDER 11246)

1. The Offeror's or Bidder's attention is called to the "Equal Opportunity Clause" and the "Standard Federal Equal Employment Specifications" set forth herein.
2. The goals and timetables for minority and female participation, expressed in percentage terms for the Contractor's aggregate work force in each trade on all construction work in the covered area, are as follows:

Goals for Minority Participation In  
Each Trade

12.3% (New Castle County)  
14.5% (Kent & Sussex Counties)

Goals for Female Participation In  
Each Trade

6.9% (Entire State)

These goals are applicable to all the Contractor's construction work (whether or not it is Federal or federally assisted) performed in the covered area. If the contractor performs construction work in a geographical area located outside of the covered area, it shall apply the goals established for such geographical area where the work is actually performed. With regard to this second area, the contractor also is subject to the goals for both its federally involved and non-federally involved construction.

The Contractor's compliance with the Executive Order and the regulations in CFR Part 60-4 shall be based on its implementation of the Equal Opportunity Clause, specific affirmative action obligations required by the specifications set forth in 41 CFR 60-4.3(a), and its efforts to meet the goals. The hours of minority and female employment and training must be substantially uniform throughout the length of the contract, and in each trade, and the contractor shall make a good faith effort to employ minorities and women evenly on each of its projects. The transfer of minority or female employees or trainees from Contractor to Contractor or from project to project for the sole purpose of meeting the Contractor's goals shall be a violation of the contract, the Executive Order, and the regulations in 41 CFR Part 60-4. Compliance with the goals will be measured against the total work hours performed.

3. The Contractor shall provide written notification to the Director of the Office of Federal Contract Compliance Programs within 10 working days of award of any construction subcontract in excess of \$10,000 at any tier for construction work under the contract resulting from this solicitation. The notification shall list the name, address, and telephone number of the subcontractor; employer identification number of the subcontractor; estimated dollar amount of the subcontract; estimated starting and completion dates of the subcontract; and the geographical area in which the subcontract is to be performed.
4. As used in this Notice, and in the contract resulting from this solicitation, the "covered area" is NEW CASTLE County.

REV. 11-3-80

STANDARD FEDERAL EQUAL EMPLOYMENT OPPORTUNITY  
CONSTRUCTION CONTRACT SPECIFICATIONS (EXECUTIVE ORDER 11246)

1. As used in these specifications:
  - a. "Covered area" means the geographical area described in the solicitation from which this contract resulted;
  - b. "Director" means Director, Office of Federal Contract Compliance Programs, United States Department of Labor, or any person to whom the Director delegates authority;
  - c. "Employer identification number" means the Federal Social Security number used on the Employer's Quarterly Federal Tax Return, U.S. Treasury Department Form 941.
  - d. "Minority" includes:
    - i. Black (all persons having origins in any of the Black African racial groups not of Hispanic origin);
    - ii. Hispanic (all persons of Mexican, Puerto Rican, Cuban, Central or South American or other Spanish Culture or origin, regardless of race);
    - iii. Asian and Pacific Islander (all persons having origins in any of the original peoples of the Far East, Southeast Asia, the Indian Subcontinent, or the Pacific Islands); and
    - iv. American Indian or Alaskan Native (all persons having origins in any of the original peoples of North America and maintaining identifiable tribal affiliations through membership and participation or community identification).
2. Whenever the Contractor, or any Subcontractor at any tier, subcontracts a portion of the work involving any construction trade, it shall physically include in each subcontract in excess of \$10,000 the provisions of these specifications and the Notice which contains the applicable goals for minority and female participation and which is set forth in the solicitations from which this contract resulted.
3. If the Contractor is participating (pursuant to 41 CFR 60-4.5) in a Hometown Plan approved by the U.S. Department of Labor in the covered area either individually or through an association, its affirmative action obligations on all work in the Plan area (including goals and timetables) shall be in accordance with that Plan for those trades which have unions participating in the Plan. Contractors must be able to demonstrate their participation in and compliance with the provisions of any such Hometown Plan. Each Contractor or Subcontractor participating in an approved Plan is individually required to comply with its obligations under the EEO clause, and to make a good faith effort to achieve each goal under the Plan in each trade in which it has employees. The overall good faith performance by other Contractors or Subcontractors toward a goal in an approved plan does not excuse any covered Contractor's or Subcontractor's failure to take good faith efforts to achieve the Plan goals and timetables.
4. The Contractor shall implement the specific affirmative action standards provided in paragraphs 7a through 7p of these specifications. The goals set forth in the solicitation from which this contract resulted are expressed as percentages of the total hours of employment and training of minority and female utilization the Contractor should reasonably be able to achieve in each construction trade in which it has employees in the covered area. Covered Construction contractors performing construction work in geographical areas where they do not have a Federal or federally assisted construction contract shall apply the minority and female goals established for the geographical area where the work is being performed. Goals are published periodically in the Federal Register in notice form, and such notices may be obtained from any Office of Federal Contract Compliance Program Office or from the Federal procurement contracting offices. The Contractor is expected to make substantially uniform progress in meeting its goals in each craft during the period specified.
5. Neither the provisions of any collective bargaining agreement, nor the failure by a union with whom the Contractor has a collective bargaining agreement, to refer either minorities or women shall excuse the Contractor's obligations under these specifications, Executive Order 11246, or the regulations promulgated pursuant thereto.
6. In order for the nonworking training hours of apprentices and trainees to be counted in meeting the goals, such apprentices and trainees must be employed by the Contractor during the training period, and the Contractor must have made a commitment to employ the apprentices and trainees at the completion of their training, subject to the availability of employment opportunities. Trainees must be trained pursuant to training programs approved by the U.S. Department of Labor.

7. The Contractor shall take specific affirmative actions to ensure equal employment opportunity. The evaluation of the Contractor's compliance with these specifications shall be based upon its effort to achieve maximum results from its actions. The Contractor shall document these efforts fully, and shall implement affirmative action steps at least as extensive as the following:
- a. Ensure and maintain a working environment free of harassment, intimidation, and coercion at all sites, and in all facilities at which the Contractor's employees are assigned to work. The Contractor, where possible, will assign two or more women to each construction project. The Contractor shall specifically ensure that all foremen, superintendents, and other on-site supervisory personnel are aware of and carry out the Contractor's obligation to maintain such a working environment, with specific attention to minority or female individuals working at such sites or in such facilities.
  - b. Establish and maintain a current list of minority and female recruitment sources, provide written notification to minority and female recruitment sources and to community organizations when the Contractor or its unions have employment opportunities available, and maintain a record of the organizations' responses.
  - c. Maintain a current file of the names, addresses and telephone numbers of each minority and female off-the-street applicant and minority or female referral from a union, a recruitment source or community organization and of what action was taken with respect to each such individual. If such individual was sent to the union hiring hall for referral and was not referred back to the Contractor by the union or, if referred, not employed by the Contractor, this shall be documented in the file with the reason therefor, along with whatever additional actions the Contractor may have taken.
  - d. Provide immediate written notification to the Director when the union or unions with which the Contractor has a collective bargaining agreement has not referred to the Contractor a minority person or woman sent by the Contractor, or when the Contractor has other information that the union referral process has impeded the Contractor's efforts to meet its obligations.
  - e. Develop on-the-job training opportunities and/or participate in training programs for the area which expressly include minorities and women, including upgrading programs and apprenticeship and trainee programs relevant to the Contractor's employment needs, especially those programs funded or approved by the Department of Labor. The Contractor shall provide notice of these programs to the sources compiled under 7b above.
  - f. Disseminate the Contractor's EEO policy by providing notice of the policy to unions and training programs and requesting their cooperation in assisting the Contractor in meeting its EEO obligations; by including it in any policy manual and collective bargaining agreement; by publicizing it in the company newspaper, annual report, etc.; by specific review of the policy with all management personnel and with all minority and female employees at least once a year; and by posting the company EEO policy on bulletin boards accessible to all employees at each location where construction work is performed.
  - g. Review, at least annually, the company's EEO policy and affirmative action obligations under these specifications with all employees having any responsibility for hiring, assignment, layoff, termination or other employment decisions including specific review of these items with on-site supervisory personnel such as Superintendents, General Foreman, etc., prior to the initiation of construction work at any job site. A written record shall be made and maintained identifying the time and place of these meetings, persons attending, subject matter discussed, and disposition of the subject matter.
  - h. Disseminate the Contractor's EEO policy externally by including it in any advertising in the news media, specifically including minority and female news media, and providing written notification to and discussing the Contractor's EEO policy with other Contractors and Subcontractors with whom the Contractor does or anticipates doing business.
  - i. Direct its recruitment efforts, both oral and written, to minority, female and community organizations, to schools with minority and female students and to minority and female recruitment and training organizations serving the Contractor's recruitment area and employment needs. Not later than one month prior to the date for the acceptance of applications for apprenticeship or other training by any recruitment source, the Contractor shall send written notification to organizations such as the above, describing the openings, screening procedures, and tests to be used in the selection process.
  - j. Encourage present minority and female employees to recruit other minority persons and women and, where reasonable, provide after school, summer and vacation employment to minority and female youth both on the site and in other areas of a Contractor's work force.
  - k. Validate all tests and other selection requirements where there is an obligation to do so under 41 CFR Part 60-3.

- l. Conduct, at least annually, an inventory and evaluation at least of all minority and female personnel for promotional opportunities and encourage these employees to seek or to prepare for, through appropriate training, etc., such opportunities.
  - m. Ensure that seniority practices, job classifications, work assignments and other personnel practices, do not have a discriminatory effect by continually monitoring all personnel and employment related activities to ensure that the EEO policy and the Contractor's obligations under these specifications are being carried out.
  - n. Ensure that all facilities and company activities are nonsegregated except that separate or single-user toilet and necessary changing facilities shall be provided to assure privacy between the sexes.
  - o. Document and maintain a record of all solicitations of offers for subcontractors from minority and female construction contractors and suppliers, including circulation of solicitations to minority and female contractor associations and other business associations.
  - p. Conduct a review, at least annually, of all supervisors' adherence to and performance under the Contractor's EEO policies and affirmative action obligations.
8. Contractors are encouraged to participate in voluntary associations which assist in fulfilling one or more of their affirmative action obligations (7a through p). The efforts of a contractor association, joint contractor-union, contractor-community, or other similar group of which the Contractor is a member and participant, may be asserted as fulfilling any one or more of its obligations under 7a through p of these Specifications provided that the Contractor actively participates in the group, makes every effort to assure that the group has a positive impact on the employment of minorities and women in the industry, ensures that the concrete benefits of the program are reflected in the Contractor's minority and female work force participating, makes a good faith effort to meet its individual goals and timetables, and can provide access to documentation which demonstrates the effectiveness of actions taken on behalf of the Contractor. The obligation to comply, however, is the Contractor's and failure of such a group to fulfill an obligation shall not be a defense for the Contractor's noncompliance.
9. A single goal for minorities and a separate single goal for women have been established. The Contractor, however, is required to provide equal employment opportunity and to take affirmative action for all minority groups, both male and female, and all women, both minority and non-minority. Consequently, the Contractor may be in violation of the Executive Order if a particular group is employed in a substantially disparate manner (for example, even though the Contractor has achieved its goals for women generally, the Contractor may be in violation of the Executive Order if a specific minority group of women is under utilized).
10. The Contractor shall not use the goals and timetables or affirmative action standards to discriminate against any person because of race, color, religion, sex, or national origin.
11. The Contractor shall not enter into any Subcontract with any person or firm debarred from Government contracts pursuant to Executive Order 11246.
12. The Contractor shall carry out such sanctions and penalties for violation of these specifications and of the Equal Opportunity Clause, including suspension, termination and cancellation of existing subcontracts as may be imposed or ordered pursuant to Executive Order 11246, as amended, and its implementing regulations, by the Order of Federal Contract Compliance Programs. Any Contractor who fails to carry out such sanctions and penalties shall be in violation of these specifications and Executive Order 11246, as amended.
13. The Contractor, in fulfilling its obligations under these specifications, shall implement specific affirmative action steps, at least as extensive as those standards prescribed in paragraph 7 of these specifications, so as to achieve maximum results from its efforts to ensure equal employment opportunity. If the Contractor fails to comply with the requirements of the Executive Order, the implementing regulations, or these specifications, the Director shall proceed in accordance with 41 CFR 60-4.8.
14. The Contractor shall designate a responsible official to monitor all employment-related activity to ensure that the company EEO policy is being carried out, to submit reports relating to the provisions hereof as may be required by the Government, and to keep records. Records shall at least include for each employee the name, address, telephone numbers, construction trade, union affiliation if any, employee identification number when assigned, social security number, race, sex, status (e.g., mechanic, apprentice, trainee, helper, or laborer), dates of changes in status, hours worked per week in the indicated trade, rate

of pay, and locations at which the work was performed. Records shall be maintained in an easily understandable and retrievable form; however, to the degree that existing records satisfy this requirement, contractors shall not be required to maintain separate records.

15. Nothing herein provided shall be construed as a limitation upon the application of other laws which establish different standards of compliance or upon the application of requirements for the hiring of local or other area residents (e.g., those under the Public Works Employment Act of 1977 and the Community Development Block Grant Program).

\* \* \* \* \*

#### TRAINING SPECIAL PROVISIONS

This Training Special Provision supersedes subparagraph 7b of the Special Provision entitled "Specific Equal Employment Opportunity Responsibilities", (Attachment 1), and is in implementation of 23 U.S.C. 140(a). As part of the contractor's equal employment opportunity affirmative action program, training shall be provided as follows:

The contractor shall provide on-the-job training aimed at developing full journeyman in the type of trade or job classification involved.

The number of trainees to be trained under the special provision will be 0 . In the event the contractor subcontracts a portion of the contract work, he shall determine how many, if any, of the trainees are to be trained by the subcontractor, provided however, that the contractor shall retain the primary responsibility for meeting the training requirements imposed by this special provision. The contractor shall also insure that this Training Special Provision is made applicable to such subcontract. Where feasible, 25 percent of apprentices or trainees in each occupation shall be in their first year apprenticeship or training.

The number of trainees shall be distributed among the work classification on the basis of the contractor's needs and the availability of journeymen in the various classifications within a reasonable area of recruitment. Prior to commencing construction, the contractor shall submit to the Department of Highways and Transportation for approval the number of trainees to be trained in each selected classification and training program to be used. Furthermore, the contractor shall specify the starting time for training in each of the classifications. The contractor will be credited for each trainee employed by him on the contract work who is currently enrolled or becomes enrolled in an approved program and will be reimbursed for such trainees as provided hereinafter.

Training and upgrading of minorities and women toward journeyman status is a primary objective of this Training Special Provision. Accordingly, the contractor shall make every effort to enroll minority trainees and women (e.g., by conducting systematic and direct recruitment through public and private sources likely to yield minority and women trainees) to the extent that such persons are available within a reasonable area of recruitment. The contractor will be responsible for demonstrating the steps that he has taken in pursuance thereof, prior to a determination as to whether the contractor is in compliance with this Training Special Provision. This training commitment is not intended, and not be used, to discriminate against any applicant for training, whether a member of a minority group or not.

No employee shall be employed as a trainee in any classification in which he has successfully completed a training course leading to journeyman status or in which he has been employed as a journeyman. The contractor should satisfy this requirement by including appropriate questions in the employee application or by other suitable means. Regardless of the method used the contractor's records should document the findings in each case.

The minimum length and type of training for each classification will be as established in the training program selected by the contractor and approved by the Department of Highways and Transportation and the Federal Highway Administration. The Department of Highways and Transportation and the Federal Highway Administration shall approve a program if it is reasonably calculated to meet the equal employment opportunity obligations of the contractor and to qualify the average trainee for journeyman status in the classification concerned by the end of the training period. Furthermore, apprenticeship programs registered with the U.S. Department of Labor, Bureau of Apprenticeship and Training, or with a State apprenticeship agency recognized by the Bureau and training programs approved but not necessarily sponsored by the U.S. Department of Labor, Manpower Administration, Bureau of Apprenticeship and Training shall also be considered acceptable provided it is being administered in a manner consistent with the equal employment

obligations of Federal-aid highway construction contracts. Approval or acceptance of a training program shall be obtained from the State prior to commencing work the classification covered by the program. It is the intention of these provisions that the training is to be provided in the construction crafts rather than clerk-typists or secretarial-type positions. Training is permissible in lower level management positions such as office engineers, estimators, timekeepers, etc., where the training is oriented toward construction applications. Training in the laborer classification may be permitted provided that significant and meaningful training is provided and approved by the division office. Some off-site training is permissible as long as the training is an integral part of an approved training program and does not comprise a significant part of the overall training.

Except as otherwise noted below, the contractor will be reimbursed 80 cents per hour of training given an employee on this contract in accordance with an approved training program. As approved by the engineer, reimbursement will be made for training persons in excess of the number specified herein. This reimbursement will be made even though the contractor receives additional training program funds from other sources, provided such other sources does not specifically prohibit the contractor from receiving other reimbursement. Reimbursement for off-site training indicated above may only be made to the contractor where he does one or more of the following and the trainees are concurrently employed on a Federal-aid project; contributes to the cost of the training; provides the instruction of the trainee; or pays the trainee's wages during the off-site training period.

No payment shall be made to the contractor if either the failure to provide the required training, or the failure to hire the trainees as a journeyman, is caused by the contractor and evidences a lack of good faith on the part of the contractor in meeting the requirements of this Training Special Provision. It is normally expected that a trainee will begin his training on the project as soon as feasible after start of work utilizing the skill involved and remain on the project as long as training opportunities exist in his work classification or until he has completed his training program. It is not required that all trainees be on board for the entire length of the contract. A contractor will have fulfilled his responsibilities under this Training Special Provision if he has provided acceptable training to the number of trainees specified. The number trained shall be determined on the basis of the total number enrolled on the contract for a significant period.

Trainees will be paid a least 60 percent of the appropriate minimum journeymen's rate specified in the contract for the first half of the of the training period, 75 percent for the third quarter of the training period, and 90 percent for the last quarter of the training period, unless apprentices or trainees is an approved existing program are enrolled as trainees on this project. In fact case, the appropriate rates approved by the Department of Labor or Transportation in connection with the existing program shall apply to all trainees being trained for the same classification who are covered by this Training Special Provisions.

The contractor shall furnish the trainee a copy of the program he will follow in providing the training.

The contractor shall provide each trainee with a certification showing the type and length of training satisfactorily completed.

The contractor will provide for the maintenance of records and furnish periodic reports documenting his performance under this Training Special Provision.

\* \* \* \* \*

#### INTERMODAL SURFACE TRANSPORTATION EFFICIENCY ACT & TRANSPORTATION EQUITY ACT

Recipients of Federal-aid highway funds authorized under Titles I (other than Part B) and V of the Intermodal Surface Transportation Efficiency Act of 1991 (ISTEA), or Titles I, III, and V of the Transportation Equity Act for the 21st Century (TEA-21) are required to comply with the regulations of 49 Code of Federal Regulations (CFR) Part 26 - Participation by Disadvantaged Business Enterprises in Department of Transportation Financial Assistance Programs.

#### DISADVANTAGED BUSINESS ENTERPRISE (DBE) PROGRAM SPECIFICATION

The U.S. Department of Transportation (DOT) requires that the Delaware Department of Transportation continue the established Disadvantaged Business Enterprise (DBE) Program for participation in U.S. DOT programs and that the program follow the final rules as stated in 49 CFR Part 26 and the Department's approved DBE Program plan.

The following definitions apply to this subpart:

Disadvantaged Business Enterprise or DBE means a for-profit small business concern (1) that is at least 51 percent owned by one or more individuals who are both socially and economically disadvantaged or, in the case of a corporation, in which 51 percent of the stock is owned by one or more such individuals; and, (2) whose management and daily business operations are controlled by one or more of the socially and economically disadvantaged individuals who own it.

DOT-assisted contract means any contract between a recipient and a contractor (at any tier) funded in whole or in part with DOT financial assistance, including letters of credit or loan guarantees, except a contract solely for the purchase of land.

Good Faith Efforts means efforts to achieve a DBE goal or other requirement of this part which, by their scope, intensity, and appropriateness to the objective, can reasonably be expected to fulfill the program requirement.

Joint Venture means an association of a DBE firm and one or more other firms to carry out a single, for-profit business enterprise, for which the parties combine their property, capital, efforts, skills and knowledge, and in which the DBE is responsible for a distinct, clearly defined portion of the work of the contract and whose share in the capital contribution, control, management, risks, and profits of the joint venture are commensurate with its ownership interest.

Race-conscious measure or program is one that is focused specifically on assisting only DBEs, including women-owned DBEs.

Race-neutral measure or program is one that is, or can be, used to assist all small businesses. For the purposes of this part, race-neutral includes gender neutrality.

Small Business concern means, with respect to firms seeking to participate as DBEs in DOT-assisted contracts, a small business concern as defined pursuant to section 3 of the Small Business Act and Small Business Administration regulations implementing it (13 CFR part 121) that also does not exceed the cap on average annual gross receipts specified in 49 CFR §26.65(b).

Socially and economically disadvantaged individuals means any individual who is a citizen (or lawfully admitted permanent resident) of the United States and who is - (1) any individual who a recipient finds to be a socially and economically disadvantaged individual on a case-by-case basis; (2) any individual in the following groups, members of which are rebuttably presumed to be socially and economically disadvantaged:

- (i) Black Americans which includes persons having origins in any of the Black racial groups of Africa;
- (ii) Hispanic Americans which includes persons of Mexican, Puerto Rican, Cuban, Dominican, Central or South American, or other Spanish or Portuguese culture or origin, regardless of race;
- (iii) Native Americans which includes persons who are American Indians, Eskimos, Aluets, or Native Hawaiians;
- (iv) Asian-Pacific Americans which includes persons whose origins are from Japan, China, Taiwan, Korea, Burma (Myanmar), Vietnam, Laos, Cambodia (Kampuchea), Thailand, Malaysia, Indonesia, the Philippines, Brunei, Samoa, Guam, the U.S. Trust Territories of the Pacific Islands (Republic of Palau), the Commonwealth of the Northern Marianas Islands, Macao, Fiji, Tonga, Kiribati, Juvalu, Nauru, Federated States of Micronesia, or Hong Kong;
- (v) Subcontinent Asian Americans which includes persons whose origins are from India, Pakistan, Bangladesh, Bhutan, the Maldives Islands, Nepal or Sri Lanka;
- (vi) Women;
- (vii) Any additional groups whose members are designated as socially and economically disadvantaged by the SBA, at such time as the SBA designation becomes effective.

DelDOT will establish specific goals for each particular DOT-assisted project which will be expressed as a percentage of the total dollar amount of contract bid. The specific contract goals for this contract are:

### **Disadvantaged Business Enterprise 10 % Percent**

DelDOT continues to reserve the right to approve DBE subcontractors and all substitutions of DBE subcontractors prior to award and during the time of the contract.

Bidders are required to submit with their bids the completed DBE Program Assurance portion of the Certification document which will state the bidders intent of meeting the goals established for this contract; or in the instance where a contractor cannot meet the assigned DBE Goals for this contract, he/she shall at the time of bid submit documentation required to verify that he/she has made a Good Faith Effort to meet the DBE Goals. Guidance for submitting a Good Faith Effort is identified in the next section and in the DBE Program Plan. Further, the apparent low bidder must submit to DelDOT within seven (7) calendar days after



the bid opening, executed originals of each and every DBE subcontract to satisfy contract goals consistent with the DBE Program Assurance submitted as part of the bid package.

No contract work shall be performed by a DBE subcontractor until the executed DBE subcontract is approved in writing by DelDOT and the Department has issued the required Notice to Proceed. Any DBE subcontract relating to work to be performed pursuant to this contract, which is submitted to DelDOT for approval, must contain all DBE subcontractor information, the requirements contained in this contract, and must be fully executed by the contractor and DBE subcontractor.

Each contract between the prime contractor and each DBE subcontractor shall at the minimum include the following:

1. All pertinent provisions and requirements of the prime contract.
2. Description of the work to be performed by the DBE subcontractor.
3. The dollar value of each item of work to be completed by the DBE subcontractor and the bid price of each item of work to be completed by the DBE subcontractor.

\* \* \* \* \*

#### CRITICAL DBE REQUIREMENTS

A bid may be held to be non-responsive and not considered if the required DBE information is not provided. In addition, the bidder may lose its bidding capability on Department projects and such other sanctions as the Department may impose. It is critical that the bidder understands:

1. In the event that the bidder cannot meet the DBE goal as set forth in this specification, he/she shall at the time of bid submit to the Department that percentage of the DBE Goal that will be met, if any, on the written and notarized assurance made a part of this contract. The contractor shall also at the time of bid submit all documentation that the contractor wishes to have the Department consider in determining that the contractor made a Good Faith Effort to meet contract DBE Goals. The Department will not accept Good Faith Effort documentation other than on the scheduled date and time of the bid opening. However, the Department may ask for clarification of information submitted should the need arise.
2. A bid which does not contain either a completely executed DBE Program Assurance and/or Good Faith Effort documentation, where appropriate, shall be declared non-responsive and shall not be considered by the Department.
3. Failure of the apparent low bidder to present originals of all DBE subcontracts to substantiate the volume of work to be performed by DBE's as indicated in the bid within seven (7) calendar days after the bid opening shall create a rebuttable presumption that the bid is not responsive.
4. Bidders are advised that failure to meet DBE Goals during the term of the contract may subject them to Department sanctions as identified in the DBE Program Plan.
5. In the execution of this contract, the successful bidder agrees to comply with the following contract clauses:

Prompt Payment: The prime contractor/consultant receiving payments shall, within 30 days of receipt of any payment, file a statement with the Department on a form to be determined by the Department that all subcontractors furnishing labor or material have been paid the full sum due them at the stage of the contract, except any funds withheld under the terms of the contract as required by Chapter 8, Title 17 of the Delaware Code, annotated and as amended. Any delay or postponement of payment from the above referenced time frame may occur only for good cause following written approval of DelDOT. This clause applies to both DBE and non-DBE subcontractors.

Retainage: The prime contractor agrees to return retainage to each subcontractor within 15 calendar days after the subcontractor's work is satisfactorily completed. Any delay or postponement of payment from the above referenced time frame may occur only for good cause following written approval of DelDOT. This clause covers both DBE and non-DBE subcontractors. As guidance, once a subcontractor has satisfactorily completed the physical work, and has given to the prime contractor a certified statement that all laborers, lower tier contractors, and materialmen who have furnished labor and materials to the subcontractor have been paid all monies due them, the prime contractor shall return retainage to the subcontractor within 15 calendar days.

6. In the execution of this contract, the successful bidder agrees to comply with the following contract assurance and will include this same language in each subcontractor contract:

"The contractor or subcontractor shall not discriminate on the basis of race, color, national origin, or sex in the performance of this contract. The contractor shall carry out applicable requirements of 49 CFR Part 26 in the award and administration of DOT-assisted contracts. Failure by the contractor to carry out these requirements is a material breach of this contract, which may result in the termination of this contract or such remedy as the recipient deems appropriate." 49 CFR Section 26.13

7. In addition to this specification, bidders must comply with all provisions of the rules and regulations adopted by the U.S. Department of Transportation for DBE participation in U.S. DOT and DelDOT Programs (49 CFR Part 26) and the Delaware Department of Transportation Disadvantaged Business Enterprise Program Plan; each of which is hereby incorporated and made part of this specification. Bidders are also reminded that they must be responsible and responsive bidders in all other aspects aside from the DBE Program in order to be awarded the contract.
8. In accordance with 49 CFR 26.53(f)(1), DelDOT requires that a prime contractor not terminate a DBE subcontractor without prior written consent from the DelDOT Civil Rights Office. This includes, but is not limited to, instances in which a prime contractor seeks to perform work originally designated for a DBE subcontractor with its own forces or those of an affiliate, a non-DBE firm, or with another DBE firm.

\* \* \* \* \*

#### GUIDANCE FOR GOOD FAITH EFFORT

When the DBE Goals established for a contract by DelDOT are not met, the contractor shall demonstrate good faith efforts to meet the DBE contract goals. The contractor shall demonstrate that the efforts made were those that a contractor actively and aggressively seeking to meet the goals established by DelDOT would make, given all relevant circumstances. Evidence of this good faith effort will be submitted with the bid at the time of the bid opening.

The contractor is expected to demonstrate good faith efforts by actively and aggressively seeking out DBE participation in the project to the maximum extent, given all relevant circumstances. Following are the kinds of efforts that may be taken but are not deemed to be exclusive or exhaustive and DelDOT will consider other factors and types of efforts that may be relevant:

1. Efforts made to select portions of the work proposed to be performed by DBEs in order to increase the likelihood of achieving the stated goal. Selection of portions of work are required to at least equal the goal for DBE utilization specified in this contract.
2. Written notification at least ten (10) calendar days prior to the opening of a bid soliciting DBE interest in participating in the contract as a subcontractor or supplier and for specific items of work.
3. Efforts made to obtain and negotiate with DBE firms for specific items of work:
  - a. Description of the means by which firms were solicited (i.e. by telephone, e-mail, written notice, advertisement).
  - b. The names, addresses, telephone numbers of DBE's contacted, the dates of initial contact; and whether initial solicitations of interest were followed-up by contacting the DBEs to determine with certainty whether the DBEs were interested.
  - c. A description of the information provided to DBE firms regarding the plans, specifications and estimated quantities for portions of the work to be performed.
  - d. A statement of why additional agreements with DBE's were not reached in order to meet the projected goal.
  - e. Listing of each DBE contacted but not contracted and the reasons for not entering a contract.
4. Efforts made to assist DBEs that need assistance in obtaining bonding, insurance, or lines of credit required by the contractor.
5. Reasons why certified DBEs are not available or not interested.
6. Efforts to effectively use the services of available disadvantaged community organizations; disadvantaged contractor's groups; local, state and federal DBE assistance offices; and other organizations that provide assistance in recruitment and placement of DBEs.

The following are examples of actions that may not be used as justification by the contractor for failure to meet DBE contract goals:

1. Failure to contract with a DBE solely because the DBE was unable to provide performance and/or payment bonds.
2. Rejection of a DBE bid or quotation based on price alone.

3. Rejection of a DBE because of its union or non-union status.
4. Failure to contract with a DBE because the contractor normally would perform all or most of the work in the contract.

Administrative reconsideration:

Within five (5) days of being informed by DelDOT that it is not responsive because it has not documented sufficient good faith efforts, a bidder may request administrative reconsideration. Bidder should make this request in writing to the following reconsideration official: Director of Administration, DelDOT, P. O. Box 778, Dover, Delaware 19903. The reconsideration official will not have played any role in the original determination that the bidder did not document sufficient good faith efforts.

As part of this reconsideration, the bidder will have the opportunity to provide written documentation or argument concerning the issue of whether it met the goal or made adequate good faith efforts to do so. The bidder will have the opportunity to meet in person with the reconsideration official, explaining the basis for finding that the bidder did or did not meet the goal or make adequate good faith efforts to do so. The final decision made by the reconsideration official will be communicated to the bidder in writing. The result of the reconsideration process is not administratively appealable to the U.S. Department of Transportation.

\* \* \* \* \*

**REQUIRED CONTRACT PROVISIONS - FEDERAL-AID CONSTRUCTION CONTRACTS**  
(Exclusive of Appalachian Contracts)

FHWA-1273 -- Revised May 1, 2012 <http://www.fhwa.dot.gov/programadmin/contracts/1273/1273.docx>

- I. General
- II. Nondiscrimination
- III. Nonsegregated Facilities
- IV. Davis-Bacon and Related Act Provisions
- V. Contract Work Hours and Safety Standards Act Provisions
- VI. Subletting or Assigning the Contract
- VII. Safety: Accident Prevention
- VIII. False Statements Concerning Highway Projects
- IX. Implementation of Clean Air Act and Federal Water Pollution Control Act
- X. Compliance with Governmentwide Suspension and Debarment Requirements
- XI. Certification Regarding Use of Contract Funds for Lobbying

**I. GENERAL**

1. Form FHWA-1273 must be physically incorporated in each construction contract funded under Title 23 (excluding emergency contracts solely intended for debris removal). The contractor (or subcontractor) must insert this form in each subcontract and further require its inclusion in all lower tier subcontracts (excluding purchase orders, rental agreements and other agreements for supplies or services).

The applicable requirements of Form FHWA-1273 are incorporated by reference for work done under any purchase order, rental agreement or agreement for other services. The prime contractor shall be responsible for compliance by any subcontractor, lower-tier subcontractor or service provider.

Form FHWA-1273 must be included in all Federal-aid design-build contracts, in all subcontracts and in lower tier subcontracts (excluding subcontracts for design services, purchase orders, rental agreements and other agreements for supplies or services). The design-builder shall be responsible for compliance by any subcontractor, lower-tier subcontractor or service provider.

Contracting agencies may reference Form FHWA-1273 in bid proposal or request for proposal documents, however, the Form FHWA-1273 must be physically incorporated (not referenced) in all contracts, subcontracts and lower-tier subcontracts (excluding purchase orders, rental agreements and other agreements for supplies or services related to a construction contract).

2. Subject to the applicability criteria noted in the following sections, these contract provisions shall apply to all work performed on the contract by the contractor's own organization and with the assistance of workers under the contractor's immediate superintendence and to all work performed on the contract by piecework, station work, or by subcontract.
3. A breach of any of the stipulations contained in these Required Contract Provisions may be sufficient grounds for withholding of progress payments, withholding of final payment, termination of the contract, suspension / debarment or any other action determined to be appropriate by the contracting agency and FHWA.
4. Selection of Labor: During the performance of this contract, the contractor shall not use convict labor for any purpose within the limits of a construction project on a Federal-aid highway unless it is labor performed by convicts who are on parole, supervised release, or probation. The term Federal-aid highway does not include roadways functionally classified as local roads or rural minor collectors.

**II. NONDISCRIMINATION**

The provisions of this section related to 23 CFR Part 230 are applicable to all Federal-aid construction contracts and to all related construction subcontracts of \$10,000 or more. The provisions of 23 CFR Part 230 are not applicable to material supply, engineering, or architectural service contracts.

In addition, the contractor and all subcontractors must comply with the following policies: Executive Order 11246, 41 CFR 60, 29 CFR 1625-1627, Title 23 USC Section 140, the Rehabilitation Act of 1973, as

amended (29 USC 794), Title VI of the Civil Rights Act of 1964, as amended, and related regulations including 49 CFR Parts 21, 26 and 27; and 23 CFR Parts 200, 230, and 633.

The contractor and all subcontractors must comply with: the requirements of the Equal Opportunity Clause in 41 CFR 60-1.4(b) and, for all construction contracts exceeding \$10,000, the Standard Federal Equal Employment Opportunity Construction Contract Specifications in 41 CFR 60-4.3.

Note: The U.S. Department of Labor has exclusive authority to determine compliance with Executive Order 11246 and the policies of the Secretary of Labor including 41 CFR 60, and 29 CFR 1625-1627. The contracting agency and the FHWA have the authority and the responsibility to ensure compliance with Title 23 USC Section 140, the Rehabilitation Act of 1973, as amended (29 USC 794), and Title VI of the Civil Rights Act of 1964, as amended, and related regulations including 49 CFR Parts 21, 26 and 27; and 23 CFR Parts 200, 230, and 633.

The following provision is adopted from 23 CFR 230, Appendix A, with appropriate revisions to conform to the U.S. Department of Labor (US DOL) and FHWA requirements.

1. Equal Employment Opportunity: Equal employment opportunity (EEO) requirements not to discriminate and to take affirmative action to assure equal opportunity as set forth under laws, executive orders, rules, regulations (28 CFR 35, 29 CFR 1630, 29 CFR 1625-1627, 41 CFR 60 and 49 CFR 27) and orders of the Secretary of Labor as modified by the provisions prescribed herein, and imposed pursuant to 23 U.S.C. 140 shall constitute the EEO and specific affirmative action standards for the contractor's project activities under this contract. The provisions of the Americans with Disabilities Act of 1990 (42 U.S.C. 12101 et seq.) set forth under 28 CFR 35 and 29 CFR 1630 are incorporated by reference in this contract. In the execution of this contract, the contractor agrees to comply with the following minimum specific requirement activities of EEO:
  - a. The contractor will work with the contracting agency and the Federal Government to ensure that it has made every good faith effort to provide equal opportunity with respect to all of its terms and conditions of employment and in their review of activities under the contract.
  - b. The contractor will accept as its operating policy the following statement:  
"It is the policy of this Company to assure that applicants are employed, and that employees are treated during employment, without regard to their race, religion, sex, color, national origin, age or disability. Such action shall include: employment, upgrading, demotion, or transfer; recruitment or recruitment advertising; layoff or termination; rates of pay or other forms of compensation; and selection for training, including apprenticeship, pre-apprenticeship, and/or on-the-job training."
2. EEO Officer: The contractor will designate and make known to the contracting officers an EEO Officer who will have the responsibility for and must be capable of effectively administering and promoting an active EEO program and who must be assigned adequate authority and responsibility to do so.
3. Dissemination of Policy: All members of the contractor's staff who are authorized to hire, supervise, promote, and discharge employees, or who recommend such action, or who are substantially involved in such action, will be made fully cognizant of, and will implement, the contractor's EEO policy and contractual responsibilities to provide EEO in each grade and classification of employment. To ensure that the above agreement will be met, the following actions will be taken as a minimum:
  - a. Periodic meetings of supervisory and personnel office employees will be conducted before the start of work and then not less often than once every six months, at which time the contractor's EEO policy and its implementation will be reviewed and explained. The meetings will be conducted by the EEO Officer.
  - b. All new supervisory or personnel office employees will be given a thorough indoctrination by the EEO Officer, covering all major aspects of the contractor's EEO obligations within thirty days following their reporting for duty with the contractor.
  - c. All personnel who are engaged in direct recruitment for the project will be instructed by the EEO Officer in the contractor's procedures for locating and hiring minorities and women.

- d. Notices and posters setting forth the contractor's EEO policy will be placed in areas readily accessible to employees, applicants for employment and potential employees.
  - e. The contractor's EEO policy and the procedures to implement such policy will be brought to the attention of employees by means of meetings, employee handbooks, or other appropriate means.
4. Recruitment: When advertising for employees, the contractor will include in all advertisements for employees the notation: "An Equal Opportunity Employer." All such advertisements will be placed in publications having a large circulation among minorities and women in the area from which the project work force would normally be derived.
- a. The contractor will, unless precluded by a valid bargaining agreement, conduct systematic and direct recruitment through public and private employee referral sources likely to yield qualified minorities and women. To meet this requirement, the contractor will identify sources of potential minority group employees, and establish with such identified sources procedures whereby minority and women applicants may be referred to the contractor for employment consideration.
  - b. In the event the contractor has a valid bargaining agreement providing for exclusive hiring hall referrals, the contractor is expected to observe the provisions of that agreement to the extent that the system meets the contractor's compliance with EEO contract provisions. Where implementation of such an agreement has the effect of discriminating against minorities or women, or obligates the contractor to do the same, such implementation violates Federal nondiscrimination provisions.
  - c. The contractor will encourage its present employees to refer minorities and women as applicants for employment. Information and procedures with regard to referring such applicants will be discussed with employees.
5. Personnel Actions: Wages, working conditions, and employee benefits shall be established and administered, and personnel actions of every type, including hiring, upgrading, promotion, transfer, demotion, layoff, and termination, shall be taken without regard to race, color, religion, sex, national origin, age or disability. The following procedures shall be followed:
- a. The contractor will conduct periodic inspections of project sites to insure that working conditions and employee facilities do not indicate discriminatory treatment of project site personnel.
  - b. The contractor will periodically evaluate the spread of wages paid within each classification to determine any evidence of discriminatory wage practices.
  - c. The contractor will periodically review selected personnel actions in depth to determine whether there is evidence of discrimination. Where evidence is found, the contractor will promptly take corrective action. If the review indicates that the discrimination may extend beyond the actions reviewed, such corrective action shall include all affected persons.
  - d. The contractor will promptly investigate all complaints of alleged discrimination made to the contractor in connection with its obligations under this contract, will attempt to resolve such complaints, and will take appropriate corrective action within a reasonable time. If the investigation indicates that the discrimination may affect persons other than the complainant, such corrective action shall include such other persons. Upon completion of each investigation, the contractor will inform every complainant of all of their avenues of appeal.
6. Training and Promotion:
- a. The contractor will assist in locating, qualifying, and increasing the skills of minorities and women who are applicants for employment or current employees. Such efforts should be aimed at developing full journey level status employees in the type of trade or job classification involved.
  - b. Consistent with the contractor's work force requirements and as permissible under Federal and State regulations, the contractor shall make full use of training programs, i.e., apprenticeship, and on-the-job training programs for the geographical area of contract performance. In the event a special provision for training is provided under this contract, this subparagraph will be superseded as indicated in the special provision. The contracting agency may reserve training positions for persons who receive welfare assistance in accordance with 23 U.S.C. 140(a).

- c. The contractor will advise employees and applicants for employment of available training programs and entrance requirements for each.
  - d. The contractor will periodically review the training and promotion potential of employees who are minorities and women and will encourage eligible employees to apply for such training and promotion.
7. Unions: If the contractor relies in whole or in part upon unions as a source of employees, the contractor will use good faith efforts to obtain the cooperation of such unions to increase opportunities for minorities and women. Actions by the contractor, either directly or through a contractor's association acting as agent, will include the procedures set forth below:
- a. The contractor will use good faith efforts to develop, in cooperation with the unions, joint training programs aimed toward qualifying more minorities and women for membership in the unions and increasing the skills of minorities and women so that they may qualify for higher paying employment.
  - b. The contractor will use good faith efforts to incorporate an EEO clause into each union agreement to the end that such union will be contractually bound to refer applicants without regard to their race, color, religion, sex, national origin, age or disability.
  - c. The contractor is to obtain information as to the referral practices and policies of the labor union except that to the extent such information is within the exclusive possession of the labor union and such labor union refuses to furnish such information to the contractor, the contractor shall so certify to the contracting agency and shall set forth what efforts have been made to obtain such information.
  - d. In the event the union is unable to provide the contractor with a reasonable flow of referrals within the time limit set forth in the collective bargaining agreement, the contractor will, through independent recruitment efforts, fill the employment vacancies without regard to race, color, religion, sex, national origin, age or disability; making full efforts to obtain qualified and/or qualifiable minorities and women. The failure of a union to provide sufficient referrals (even though it is obligated to provide exclusive referrals under the terms of a collective bargaining agreement) does not relieve the contractor from the requirements of this paragraph. In the event the union referral practice prevents the contractor from meeting the obligations pursuant to Executive Order 11246, as amended, and these special provisions, such contractor shall immediately notify the contracting agency.
8. Reasonable Accommodation for Applicants / Employees with Disabilities: The contractor must be familiar with the requirements for and comply with the Americans with Disabilities Act and all rules and regulations established there under. Employers must provide reasonable accommodation in all employment activities unless to do so would cause an undue hardship.
9. Selection of Subcontractors, Procurement of Materials and Leasing of Equipment: The contractor shall not discriminate on the grounds of race, color, religion, sex, national origin, age or disability in the selection and retention of subcontractors, including procurement of materials and leases of equipment. The contractor shall take all necessary and reasonable steps to ensure nondiscrimination in the administration of this contract.
- a. The contractor shall notify all potential subcontractors and suppliers and lessors of their EEO obligations under this contract.
  - b. The contractor will use good faith efforts to ensure subcontractor compliance with their EEO obligations.
10. Assurance Required by 49 CFR 26.13(b):
- a. The requirements of 49 CFR Part 26 and the State DOT's U.S. DOT-approved DBE program are incorporated by reference.
  - b. The contractor or subcontractor shall not discriminate on the basis of race, color, national origin, or sex in the performance of this contract. The contractor shall carry out applicable requirements of 49 CFR Part 26 in the award and administration of DOT-assisted contracts. Failure by the contractor to carry out these requirements is a material breach of this contract, which may result in the termination of this contract or such other remedy as the contracting agency deems appropriate.

11. Records and Reports: The contractor shall keep such records as necessary to document compliance with the EEO requirements. Such records shall be retained for a period of three years following the date of the final payment to the contractor for all contract work and shall be available at reasonable times and places for inspection by authorized representatives of the contracting agency and the FHWA.
  - a. The records kept by the contractor shall document the following:
    - (1) The number and work hours of minority and non-minority group members and women employed in each work classification on the project;
    - (2) The progress and efforts being made in cooperation with unions, when applicable, to increase employment opportunities for minorities and women; and
    - (3) The progress and efforts being made in locating, hiring, training, qualifying, and upgrading minorities and women;
  - b. The contractors and subcontractors will submit an annual report to the contracting agency each July for the duration of the project, indicating the number of minority, women, and non-minority group employees currently engaged in each work classification required by the contract work. This information is to be reported on [Form FHWA-1391](#). The staffing data should represent the project work force on board in all or any part of the last payroll period preceding the end of July. If on-the-job training is being required by special provision, the contractor will be required to collect and report training data. The employment data should reflect the work force on board during all or any part of the last payroll period preceding the end of July.

### **III. NONSEGREGATED FACILITIES**

This provision is applicable to all Federal-aid construction contracts and to all related construction subcontracts of \$10,000 or more.

The contractor must ensure that facilities provided for employees are provided in such a manner that segregation on the basis of race, color, religion, sex, or national origin cannot result. The contractor may neither require such segregated use by written or oral policies nor tolerate such use by employee custom. The contractor's obligation extends further to ensure that its employees are not assigned to perform their services at any location, under the contractor's control, where the facilities are segregated. The term "facilities" includes waiting rooms, work areas, restaurants and other eating areas, time clocks, restrooms, washrooms, locker rooms, and other storage or dressing areas, parking lots, drinking fountains, recreation or entertainment areas, transportation, and housing provided for employees. The contractor shall provide separate or single-user restrooms and necessary dressing or sleeping areas to assure privacy between sexes.

### **IV. DAVIS-BACON AND RELATED ACT PROVISIONS**

This section is applicable to all Federal-aid construction projects exceeding \$2,000 and to all related subcontracts and lower-tier subcontracts (regardless of subcontract size). The requirements apply to all projects located within the right-of-way of a roadway that is functionally classified as Federal-aid highway. This excludes roadways functionally classified as local roads or rural minor collectors, which are exempt. Contracting agencies may elect to apply these requirements to other projects.

The following provisions are from the U.S. Department of Labor regulations in 29 CFR 5.5 "Contract provisions and related matters" with minor revisions to conform to the FHWA-1273 format and FHWA program requirements.

#### **1. Minimum wages**

- a. All laborers and mechanics employed or working upon the site of the work, will be paid unconditionally and not less often than once a week, and without subsequent deduction or rebate on any account (except such payroll deductions as are permitted by regulations issued by the Secretary of Labor under the Copeland Act (29 CFR part 3)), the full amount of wages and bona fide fringe benefits (or cash equivalents thereof) due at time of payment computed at rates not less than those contained in the wage determination of the Secretary of Labor which is attached hereto and made a part hereof, regardless of any contractual relationship which may be alleged to exist between the contractor and such laborers and mechanics.



Contributions made or costs reasonably anticipated for bona fide fringe benefits under section 1(b)(2) of the Davis-Bacon Act on behalf of laborers or mechanics are considered wages paid to such laborers or mechanics, subject to the provisions of paragraph 1.d. of this section; also, regular contributions made or costs incurred for more than a weekly period (but not less often than quarterly) under plans, funds, or programs which cover the particular weekly period, are deemed to be constructively made or incurred during such weekly period. Such laborers and mechanics shall be paid the appropriate wage rate and fringe benefits on the wage determination for the classification of work actually performed, without regard to skill, except as provided in 29 CFR 5.5(a)(4). Laborers or mechanics performing work in more than one classification may be compensated at the rate specified for each classification for the time actually worked therein: Provided, That the employer's payroll records accurately set forth the time spent in each classification in which work is performed. The wage determination (including any additional classification and wage rates conformed under paragraph 1.b. of this section) and the Davis-Bacon poster (WH-1321) shall be posted at all times by the contractor and its subcontractors at the site of the work in a prominent and accessible place where it can be easily seen by the workers.

- b. (1) The contracting officer shall require that any class of laborers or mechanics, including helpers, which is not listed in the wage determination and which is to be employed under the contract shall be classified in conformance with the wage determination. The contracting officer shall approve an additional classification and wage rate and fringe benefits therefore only when the following criteria have been met:
  - (i) The work to be performed by the classification requested is not performed by a classification in the wage determination; and
  - (ii) The classification is utilized in the area by the construction industry; and
  - (iii) The proposed wage rate, including any bona fide fringe benefits, bears a reasonable relationship to the wage rates contained in the wage determination.
- (2) If the contractor and the laborers and mechanics to be employed in the classification (if known), or their representatives, and the contracting officer agree on the classification and wage rate (including the amount designated for fringe benefits where appropriate), a report of the action taken shall be sent by the contracting officer to the Administrator of the Wage and Hour Division, Employment Standards Administration, U.S. Department of Labor, Washington, DC 20210. The Administrator, or an authorized representative, will approve, modify, or disapprove every additional classification action within 30 days of receipt and so advise the contracting officer or will notify the contracting officer within the 30-day period that additional time is necessary.
- (3) In the event the contractor, the laborers or mechanics to be employed in the classification or their representatives, and the contracting officer do not agree on the proposed classification and wage rate (including the amount designated for fringe benefits, where appropriate), the contracting officer shall refer the questions, including the views of all interested parties and the recommendation of the contracting officer, to the Wage and Hour Administrator for determination. The Wage and Hour Administrator, or an authorized representative, will issue a determination within 30 days of receipt and so advise the contracting officer or will notify the contracting officer within the 30-day period that additional time is necessary.
- (4) The wage rate (including fringe benefits where appropriate) determined pursuant to paragraphs 1.b.(2) or 1.b.(3) of this section, shall be paid to all workers performing work in the classification under this contract from the first day on which work is performed in the classification.
- c. Whenever the minimum wage rate prescribed in the contract for a class of laborers or mechanics includes a fringe benefit which is not expressed as an hourly rate, the contractor shall either pay the benefit as stated in the wage determination or shall pay another bona fide fringe benefit or an hourly cash equivalent thereof.
- d. If the contractor does not make payments to a trustee or other third person, the contractor may consider as part of the wages of any laborer or mechanic the amount of any costs reasonably anticipated in providing bona fide fringe benefits under a plan or program, Provided, That the Secretary of Labor has found, upon the written request of the contractor, that the applicable standards of the Davis-Bacon Act have been met. The Secretary of Labor may require the contractor to set aside in a separate account assets for the meeting of obligations under the plan or program.

## 2. Withholding

The contracting agency shall upon its own action or upon written request of an authorized representative of the Department of Labor, withhold or cause to be withheld from the contractor under this contract, or any other Federal contract with the same prime contractor, or any other federally-assisted contract subject to Davis-Bacon prevailing wage requirements, which is held by the same prime contractor, so much of the accrued payments or advances as may be considered necessary to pay laborers and mechanics, including apprentices, trainees, and helpers, employed by the contractor or any subcontractor the full amount of wages required by the contract. In the event of failure to pay any laborer or mechanic, including any apprentice, trainee, or helper, employed or working on the site of the work, all or part of the wages required by the contract, the contracting agency may, after written notice to the contractor, take such action as may be necessary to cause the suspension of any further payment, advance, or guarantee of funds until such violations have ceased.

## 3. Payrolls and basic records

- a. Payrolls and basic records relating thereto shall be maintained by the contractor during the course of the work and preserved for a period of three years thereafter for all laborers and mechanics working at the site of the work. Such records shall contain the name, address, and social security number of each such worker, his or her correct classification, hourly rates of wages paid (including rates of contributions or costs anticipated for bona fide fringe benefits or cash equivalents thereof of the types described in section 1(b)(2)(B) of the Davis-Bacon Act), daily and weekly number of hours worked, deductions made and actual wages paid. Whenever the Secretary of Labor has found under 29 CFR 5.5(a)(1)(iv) that the wages of any laborer or mechanic include the amount of any costs reasonably anticipated in providing benefits under a plan or program described in section 1(b)(2)(B) of the Davis-Bacon Act, the contractor shall maintain records which show that the commitment to provide such benefits is enforceable, that the plan or program is financially responsible, and that the plan or program has been communicated in writing to the laborers or mechanics affected, and records which show the costs anticipated or the actual cost incurred in providing such benefits. Contractors employing apprentices or trainees under approved programs shall maintain written evidence of the registration of apprenticeship programs and certification of trainee programs, the registration of the apprentices and trainees, and the ratios and wage rates prescribed in the applicable programs.
- b. (1) The contractor shall submit weekly for each week in which any contract work is performed a copy of all payrolls to the contracting agency. The payrolls submitted shall set out accurately and completely all of the information required to be maintained under 29 CFR 5.5(a)(3)(i), except that full social security numbers and home addresses shall not be included on weekly transmittals. Instead the payrolls shall only need to include an individually identifying number for each employee (e.g., the last four digits of the employee's social security number). The required weekly payroll information may be submitted in any form desired. Optional Form WH-347 is available for this purpose from the Wage and Hour Division Web site at <http://www.dol.gov/esa/whd/forms/wh347instr.htm> or its successor site. The prime contractor is responsible for the submission of copies of payrolls by all subcontractors. Contractors and subcontractors shall maintain the full social security number and current address of each covered worker, and shall provide them upon request to the contracting agency for transmission to the State DOT, the FHWA or the Wage and Hour Division of the Department of Labor for purposes of an investigation or audit of compliance with prevailing wage requirements. It is not a violation of this section for a prime contractor to require a subcontractor to provide addresses and social security numbers to the prime contractor for its own records, without weekly submission to the contracting agency.
- (2) Each payroll submitted shall be accompanied by a "Statement of Compliance," signed by the contractor or subcontractor or his or her agent who pays or supervises the payment of the persons employed under the contract and shall certify the following:
  - (i) That the payroll for the payroll period contains the information required to be provided under §5.5 (a)(3)(ii) of Regulations, 29 CFR part 5, the appropriate information is being maintained under §5.5 (a)(3)(i) of Regulations, 29 CFR part 5, and that such information is correct and complete;
  - (ii) That each laborer or mechanic (including each helper, apprentice, and trainee) employed on the contract during the payroll period has been paid the full weekly wages earned, without

rebate, either directly or indirectly, and that no deductions have been made either directly or indirectly from the full wages earned, other than permissible deductions as set forth in Regulations, 29 CFR part 3;

- (iii) That each laborer or mechanic has been paid not less than the applicable wage rates and fringe benefits or cash equivalents for the classification of work performed, as specified in the applicable wage determination incorporated into the contract.

(3) The weekly submission of a properly executed certification set forth on the reverse side of Optional Form WH-347 shall satisfy the requirement for submission of the "Statement of Compliance" required by paragraph 3.b.(2) of this section.

(4) The falsification of any of the above certifications may subject the contractor or subcontractor to civil or criminal prosecution under section 1001 of title 18 and section 231 of title 31 of the United States Code.

- c. The contractor or subcontractor shall make the records required under paragraph 3.a. of this section available for inspection, copying, or transcription by authorized representatives of the contracting agency, the State DOT, the FHWA, or the Department of Labor, and shall permit such representatives to interview employees during working hours on the job. If the contractor or subcontractor fails to submit the required records or to make them available, the FHWA may, after written notice to the contractor, the contracting agency or the State DOT, take such action as may be necessary to cause the suspension of any further payment, advance, or guarantee of funds. Furthermore, failure to submit the required records upon request or to make such records available may be grounds for debarment action pursuant to 29 CFR 5.12.

#### 4. Apprentices and trainees

- a. Apprentices (programs of the USDOL).

Apprentices will be permitted to work at less than the predetermined rate for the work they performed when they are employed pursuant to and individually registered in a bona fide apprenticeship program registered with the U.S. Department of Labor, Employment and Training Administration, Office of Apprenticeship Training, Employer and Labor Services, or with a State Apprenticeship Agency recognized by the Office, or if a person is employed in his or her first 90 days of probationary employment as an apprentice in such an apprenticeship program, who is not individually registered in the program, but who has been certified by the Office of Apprenticeship Training, Employer and Labor Services or a State Apprenticeship Agency (where appropriate) to be eligible for probationary employment as an apprentice.

The allowable ratio of apprentices to journeymen on the job site in any craft classification shall not be greater than the ratio permitted to the contractor as to the entire work force under the registered program. Any worker listed on a payroll at an apprentice wage rate, who is not registered or otherwise employed as stated above, shall be paid not less than the applicable wage rate on the wage determination for the classification of work actually performed. In addition, any apprentice performing work on the job site in excess of the ratio permitted under the registered program shall be paid not less than the applicable wage rate on the wage determination for the work actually performed. Where a contractor is performing construction on a project in a locality other than that in which its program is registered, the ratios and wage rates (expressed in percentages of the journeyman's hourly rate) specified in the contractor's or subcontractor's registered program shall be observed. Every apprentice must be paid at not less than the rate specified in the registered program for the apprentice's level of progress, expressed as a percentage of the journeymen hourly rate specified in the applicable wage determination. Apprentices shall be paid fringe benefits in accordance with the provisions of the apprenticeship program. If the apprenticeship program does not specify fringe benefits, apprentices must be paid the full amount of fringe benefits listed on the wage determination for the applicable classification. If the Administrator determines that a different practice prevails for the applicable apprentice classification, fringes shall be paid in accordance with that determination.

In the event the Office of Apprenticeship Training, Employer and Labor Services, or a State Apprenticeship Agency recognized by the Office, withdraws approval of an apprenticeship program, the contractor will no longer be permitted to utilize apprentices at less than the applicable predetermined rate for the work performed until an acceptable program is approved.

b. Trainees (programs of the USDOL).

Except as provided in 29 CFR 5.16, trainees will not be permitted to work at less than the predetermined rate for the work performed unless they are employed pursuant to and individually registered in a program which has received prior approval, evidenced by formal certification by the U.S. Department of Labor, Employment and Training Administration.

The ratio of trainees to journeymen on the job site shall not be greater than permitted under the plan approved by the Employment and Training Administration.

Every trainee must be paid at not less than the rate specified in the approved program for the trainee's level of progress, expressed as a percentage of the journeyman hourly rate specified in the applicable wage determination. Trainees shall be paid fringe benefits in accordance with the provisions of the trainee program. If the trainee program does not mention fringe benefits, trainees shall be paid the full amount of fringe benefits listed on the wage determination unless the Administrator of the Wage and Hour Division determines that there is an apprenticeship program associated with the corresponding journeyman wage rate on the wage determination which provides for less than full fringe benefits for apprentices. Any employee listed on the payroll at a trainee rate who is not registered and participating in a training plan approved by the Employment and Training Administration shall be paid not less than the applicable wage rate on the wage determination for the classification of work actually performed. In addition, any trainee performing work on the job site in excess of the ratio permitted under the registered program shall be paid not less than the applicable wage rate on the wage determination for the work actually performed.

In the event the Employment and Training Administration withdraws approval of a training program, the contractor will no longer be permitted to utilize trainees at less than the applicable predetermined rate for the work performed until an acceptable program is approved.

- c. Equal employment opportunity. The utilization of apprentices, trainees and journeymen under this part shall be in conformity with the equal employment opportunity requirements of Executive Order 11246, as amended, and 29 CFR part 30.
- d. Apprentices and Trainees (programs of the U.S. DOT).  
Apprentices and trainees working under apprenticeship and skill training programs which have been certified by the Secretary of Transportation as promoting EEO in connection with Federal-aid highway construction programs are not subject to the requirements of paragraph 4 of this Section IV. The straight time hourly wage rates for apprentices and trainees under such programs will be established by the particular programs. The ratio of apprentices and trainees to journeymen shall not be greater than permitted by the terms of the particular program.
- 5. Compliance with Copeland Act requirements. The contractor shall comply with the requirements of 29 CFR part 3, which are incorporated by reference in this contract.
- 6. Subcontracts. The contractor or subcontractor shall insert Form FHWA-1273 in any subcontracts and also require the subcontractors to include Form FHWA-1273 in any lower tier subcontracts. The prime contractor shall be responsible for the compliance by any subcontractor or lower tier subcontractor with all the contract clauses in 29 CFR 5.5.
- 7. Contract termination: debarment. A breach of the contract clauses in 29 CFR 5.5 may be grounds for termination of the contract, and for debarment as a contractor and a subcontractor as provided in 29 CFR 5.12.
- 8. Compliance with Davis-Bacon and Related Act requirements. All rulings and interpretations of the Davis-Bacon and Related Acts contained in 29 CFR parts 1, 3, and 5 are herein incorporated by reference in this contract.
- 9. Disputes concerning labor standards. Disputes arising out of the labor standards provisions of this contract shall not be subject to the general disputes clause of this contract. Such disputes shall be resolved in accordance with the procedures of the Department of Labor set forth in 29 CFR parts 5, 6, and 7. Disputes within the meaning of this clause include disputes between the contractor (or any of its subcontractors) and the contracting agency, the U.S. Department of Labor, or the employees or their representatives.

10. Certification of eligibility.

- a. By entering into this contract, the contractor certifies that neither it (nor he or she) nor any person or firm who has an interest in the contractor's firm is a person or firm ineligible to be awarded Government contracts by virtue of section 3(a) of the Davis-Bacon Act or 29 CFR 5.12(a)(1).
- b. No part of this contract shall be subcontracted to any person or firm ineligible for award of a Government contract by virtue of section 3(a) of the Davis-Bacon Act or 29 CFR 5.12(a)(1).
- c. The penalty for making false statements is prescribed in the U.S. Criminal Code, 18 U.S.C. 1001.

**V. CONTRACT WORK HOURS AND SAFETY STANDARDS ACT**

The following clauses apply to any Federal-aid construction contract in an amount in excess of \$100,000 and subject to the overtime provisions of the Contract Work Hours and Safety Standards Act. These clauses shall be inserted in addition to the clauses required by 29 CFR 5.5(a) or 29 CFR 4.6. As used in this paragraph, the terms laborers and mechanics include watchmen and guards.

1. Overtime requirements. No contractor or subcontractor contracting for any part of the contract work which may require or involve the employment of laborers or mechanics shall require or permit any such laborer or mechanic in any workweek in which he or she is employed on such work to work in excess of forty hours in such workweek unless such laborer or mechanic receives compensation at a rate not less than one and one-half times the basic rate of pay for all hours worked in excess of forty hours in such workweek.
2. Violation; liability for unpaid wages; liquidated damages. In the event of any violation of the clause set forth in paragraph (1.) of this section, the contractor and any subcontractor responsible therefor shall be liable for the unpaid wages. In addition, such contractor and subcontractor shall be liable to the United States (in the case of work done under contract for the District of Columbia or a territory, to such District or to such territory), for liquidated damages. Such liquidated damages shall be computed with respect to each individual laborer or mechanic, including watchmen and guards, employed in violation of the clause set forth in paragraph (1.) of this section, in the sum of \$10 for each calendar day on which such individual was required or permitted to work in excess of the standard workweek of forty hours without payment of the overtime wages required by the clause set forth in paragraph (1.) of this section.
3. Withholding for unpaid wages and liquidated damages. The FHWA or the contracting agency shall upon its own action or upon written request of an authorized representative of the Department of Labor withhold or cause to be withheld, from any moneys payable on account of work performed by the contractor or subcontractor under any such contract or any other Federal contract with the same prime contractor, or any other federally-assisted contract subject to the Contract Work Hours and Safety Standards Act, which is held by the same prime contractor, such sums as may be determined to be necessary to satisfy any liabilities of such contractor or subcontractor for unpaid wages and liquidated damages as provided in the clause set forth in paragraph (2.) of this section.
4. Subcontracts. The contractor or subcontractor shall insert in any subcontracts the clauses set forth in paragraph (1.) through (4.) of this section and also a clause requiring the subcontractors to include these clauses in any lower tier subcontracts. The prime contractor shall be responsible for compliance by any subcontractor or lower tier subcontractor with the clauses set forth in paragraphs (1.) through (4.) of this section.

**VI. SUBLETTING OR ASSIGNING THE CONTRACT**

This provision is applicable to all Federal-aid construction contracts on the National Highway System.

1. The contractor shall perform with its own organization contract work amounting to not less than 30 percent (or a greater percentage if specified elsewhere in the contract) of the total original contract price, excluding any specialty items designated by the contracting agency. Specialty items may be performed by subcontract and the amount of any such specialty items performed may be deducted from the total original contract price before computing the amount of work required to be performed by the contractor's own organization (23 CFR 635.116).

- a. The term “perform work with its own organization” refers to workers employed or leased by the prime contractor, and equipment owned or rented by the prime contractor, with or without operators. Such term does not include employees or equipment of a subcontractor or lower tier subcontractor, agents of the prime contractor, or any other assignees. The term may include payments for the costs of hiring leased employees from an employee leasing firm meeting all relevant Federal and State regulatory requirements. Leased employees may only be included in this term if the prime contractor meets all of the following conditions:
    - (1) the prime contractor maintains control over the supervision of the day-to-day activities of the leased employees;
    - (2) the prime contractor remains responsible for the quality of the work of the leased employees;
    - (3) the prime contractor retains all power to accept or exclude individual employees from work on the project; and
    - (4) the prime contractor remains ultimately responsible for the payment of predetermined minimum wages, the submission of payrolls, statements of compliance and all other Federal regulatory requirements.
  - b. "Specialty Items" shall be construed to be limited to work that requires highly specialized knowledge, abilities, or equipment not ordinarily available in the type of contracting organizations qualified and expected to bid or propose on the contract as a whole and in general are to be limited to minor components of the overall contract.
2. The contract amount upon which the requirements set forth in paragraph (1) of Section VI is computed includes the cost of material and manufactured products which are to be purchased or produced by the contractor under the contract provisions.
  3. The contractor shall furnish (a) a competent superintendent or supervisor who is employed by the firm, has full authority to direct performance of the work in accordance with the contract requirements, and is in charge of all construction operations (regardless of who performs the work) and (b) such other of its own organizational resources (supervision, management, and engineering services) as the contracting officer determines is necessary to assure the performance of the contract.
  4. No portion of the contract shall be sublet, assigned or otherwise disposed of except with the written consent of the contracting officer, or authorized representative, and such consent when given shall not be construed to relieve the contractor of any responsibility for the fulfillment of the contract. Written consent will be given only after the contracting agency has assured that each subcontract is evidenced in writing and that it contains all pertinent provisions and requirements of the prime contract.
  5. The 30% self-performance requirement of paragraph (1) is not applicable to design-build contracts; however, contracting agencies may establish their own self-performance requirements.

## **VII. SAFETY: ACCIDENT PREVENTION**

This provision is applicable to all Federal-aid construction contracts and to all related subcontracts.

1. In the performance of this contract the contractor shall comply with all applicable Federal, State, and local laws governing safety, health, and sanitation (23 CFR 635). The contractor shall provide all safeguards, safety devices and protective equipment and take any other needed actions as it determines, or as the contracting officer may determine, to be reasonably necessary to protect the life and health of employees on the job and the safety of the public and to protect property in connection with the performance of the work covered by the contract.
2. It is a condition of this contract, and shall be made a condition of each subcontract, which the contractor enters into pursuant to this contract, that the contractor and any subcontractor shall not permit any employee, in performance of the contract, to work in surroundings or under conditions which are unsanitary, hazardous or dangerous to his/her health or safety, as determined under construction safety and health standards (29 CFR 1926) promulgated by the Secretary of Labor, in accordance with Section 107 of the Contract Work Hours and Safety Standards Act (40 U.S.C. 3704).

3. Pursuant to 29 CFR 1926.3, it is a condition of this contract that the Secretary of Labor or authorized representative thereof, shall have right of entry to any site of contract performance to inspect or investigate the matter of compliance with the construction safety and health standards and to carry out the duties of the Secretary under Section 107 of the Contract Work Hours and Safety Standards Act (40 U.S.C.3704).

#### **VIII. FALSE STATEMENTS CONCERNING HIGHWAY PROJECTS**

This provision is applicable to all Federal-aid construction contracts and to all related subcontracts.

In order to assure high quality and durable construction in conformity with approved plans and specifications and a high degree of reliability on statements and representations made by engineers, contractors, suppliers, and workers on Federal-aid highway projects, it is essential that all persons concerned with the project perform their functions as carefully, thoroughly, and honestly as possible. Willful falsification, distortion, or misrepresentation with respect to any facts related to the project is a violation of Federal law. To prevent any misunderstanding regarding the seriousness of these and similar acts, Form FHWA-1022 shall be posted on each Federal-aid highway project (23 CFR 635) in one or more places where it is readily available to all persons concerned with the project:

18 U.S.C. 1020 reads as follows:

"Whoever, being an officer, agent, or employee of the United States, or of any State or Territory, or whoever, whether a person, association, firm, or corporation, knowingly makes any false statement, false representation, or false report as to the character, quality, quantity, or cost of the material used or to be used, or the quantity or quality of the work performed or to be performed, or the cost thereof in connection with the submission of plans, maps, specifications, contracts, or costs of construction on any highway or related project submitted for approval to the Secretary of Transportation; or

Whoever knowingly makes any false statement, false representation, false report or false claim with respect to the character, quality, quantity, or cost of any work performed or to be performed, or materials furnished or to be furnished, in connection with the construction of any highway or related project approved by the Secretary of Transportation; or

Whoever knowingly makes any false statement or false representation as to material fact in any statement, certificate, or report submitted pursuant to provisions of the Federal-aid Roads Act approved July 1, 1916, (39 Stat. 355), as amended and supplemented;

Shall be fined under this title or imprisoned not more than 5 years or both."

#### **IX. IMPLEMENTATION OF CLEAN AIR ACT AND FEDERAL WATER POLLUTION CONTROL ACT**

This provision is applicable to all Federal-aid construction contracts and to all related subcontracts.

By submission of this bid/proposal or the execution of this contract, or subcontract, as appropriate, the bidder, proposer, Federal-aid construction contractor, or subcontractor, as appropriate, will be deemed to have stipulated as follows:

1. That any person who is or will be utilized in the performance of this contract is not prohibited from receiving an award due to a violation of Section 508 of the Clean Water Act or Section 306 of the Clean Air Act.
2. That the contractor agrees to include or cause to be included the requirements of paragraph (1) of this Section X in every subcontract, and further agrees to take such action as the contracting agency may direct as a means of enforcing such requirements.

#### **X. CERTIFICATION REGARDING DEBARMENT, SUSPENSION, INELIGIBILITY AND VOLUNTARY EXCLUSION**

This provision is applicable to all Federal-aid construction contracts, design-build contracts, subcontracts, lower-tier subcontracts, purchase orders, lease agreements, consultant contracts or any other covered transaction requiring FHWA approval or that is estimated to cost \$25,000 or more – as defined in 2 CFR Parts 180 and 1200.

**1. Instructions for Certification – First Tier Participants:**

- a. By signing and submitting this proposal, the prospective first tier participant is providing the certification set out below.
- b. The inability of a person to provide the certification set out below will not necessarily result in denial of participation in this covered transaction. The prospective first tier participant shall submit an explanation of why it cannot provide the certification set out below. The certification or explanation will be considered in connection with the department or agency's determination whether to enter into this transaction. However, failure of the prospective first tier participant to furnish a certification or an explanation shall disqualify such a person from participation in this transaction.
- c. The certification in this clause is a material representation of fact upon which reliance was placed when the contracting agency determined to enter into this transaction. If it is later determined that the prospective participant knowingly rendered an erroneous certification, in addition to other remedies available to the Federal Government, the contracting agency may terminate this transaction for cause of default.
- d. The prospective first tier participant shall provide immediate written notice to the contracting agency to whom this proposal is submitted if any time the prospective first tier participant learns that its certification was erroneous when submitted or has become erroneous by reason of changed circumstances.
- e. The terms "covered transaction," "debarred," "suspended," "ineligible," "participant," "person," "principal," and "voluntarily excluded," as used in this clause, are defined in 2 CFR Parts 180 and 1200. "First Tier Covered Transactions" refers to any covered transaction between a grantee or subgrantee of Federal funds and a participant (such as the prime or general contract). "Lower Tier Covered Transactions" refers to any covered transaction under a First Tier Covered Transaction (such as subcontracts). "First Tier Participant" refers to the participant who has entered into a covered transaction with a grantee or subgrantee of Federal funds (such as the prime or general contractor). "Lower Tier Participant" refers any participant who has entered into a covered transaction with a First Tier Participant or other Lower Tier Participants (such as subcontractors and suppliers).
- f. The prospective first tier participant agrees by submitting this proposal that, should the proposed covered transaction be entered into, it shall not knowingly enter into any lower tier covered transaction with a person who is debarred, suspended, declared ineligible, or voluntarily excluded from participation in this covered transaction, unless authorized by the department or agency entering into this transaction.
- g. The prospective first tier participant further agrees by submitting this proposal that it will include the clause titled "Certification Regarding Debarment, Suspension, Ineligibility and Voluntary Exclusion-Lower Tier Covered Transactions," provided by the department or contracting agency, entering into this covered transaction, without modification, in all lower tier covered transactions and in all solicitations for lower tier covered transactions exceeding the \$25,000 threshold.
- h. A participant in a covered transaction may rely upon a certification of a prospective participant in a lower tier covered transaction that is not debarred, suspended, ineligible, or voluntarily excluded from the covered transaction, unless it knows that the certification is erroneous. A participant is responsible for ensuring that its principals are not suspended, debarred, or otherwise ineligible to participate in covered transactions. To verify the eligibility of its principals, as well as the eligibility of any lower tier prospective participants, each participant may, but is not required to, check the Excluded Parties List System website (<https://www.epls.gov/>), which is compiled by the General Services Administration.
- i. Nothing contained in the foregoing shall be construed to require the establishment of a system of records in order to render in good faith the certification required by this clause. The knowledge and information of the prospective participant is not required to exceed that which is normally possessed by a prudent person in the ordinary course of business dealings.
- j. Except for transactions authorized under paragraph (f) of these instructions, if a participant in a covered transaction knowingly enters into a lower tier covered transaction with a person who is suspended, debarred, ineligible, or voluntarily excluded from participation in this transaction, in addition to other remedies available to the Federal Government, the department or agency may terminate this transaction for cause or default.



\* \* \* \* \*

**2. Certification Regarding Debarment, Suspension, Ineligibility and Voluntary Exclusion – First Tier Participants:**

- a. The prospective first tier participant certifies to the best of its knowledge and belief, that it and its principals:
  - (1) Are not presently debarred, suspended, proposed for debarment, declared ineligible, or voluntarily excluded from participating in covered transactions by any Federal department or agency;
  - (2) Have not within a three-year period preceding this proposal been convicted of or had a civil judgment rendered against them for commission of fraud or a criminal offense in connection with obtaining, attempting to obtain, or performing a public (Federal, State or local) transaction or contract under a public transaction; violation of Federal or State antitrust statutes or commission of embezzlement, theft, forgery, bribery, falsification or destruction of records, making false statements, or receiving stolen property;
  - (3) Are not presently indicted for or otherwise criminally or civilly charged by a governmental entity (Federal, State or local) with commission of any of the offenses enumerated in paragraph (a)(2) of this certification; and
  - (4) Have not within a three-year period preceding this application/proposal had one or more public transactions (Federal, State or local) terminated for cause or default.
- b. Where the prospective participant is unable to certify to any of the statements in this certification, such prospective participant shall attach an explanation to this proposal.

**2. Instructions for Certification - Lower Tier Participants:**

(Applicable to all subcontracts, purchase orders and other lower tier transactions requiring prior FHWA approval or estimated to cost \$25,000 or more - 2 CFR Parts 180 and 1200)

- a. By signing and submitting this proposal, the prospective lower tier is providing the certification set out below.
- b. The certification in this clause is a material representation of fact upon which reliance was placed when this transaction was entered into. If it is later determined that the prospective lower tier participant knowingly rendered an erroneous certification, in addition to other remedies available to the Federal Government, the department, or agency with which this transaction originated may pursue available remedies, including suspension and/or debarment.
- c. The prospective lower tier participant shall provide immediate written notice to the person to which this proposal is submitted if at any time the prospective lower tier participant learns that its certification was erroneous by reason of changed circumstances.
- d. The terms "covered transaction," "debarred," "suspended," "ineligible," "participant," "person," "principal," and "voluntarily excluded," as used in this clause, are defined in 2 CFR Parts 180 and 1200. You may contact the person to which this proposal is submitted for assistance in obtaining a copy of those regulations. "First Tier Covered Transactions" refers to any covered transaction between a grantee or subgrantee of Federal funds and a participant (such as the prime or general contract). "Lower Tier Covered Transactions" refers to any covered transaction under a First Tier Covered Transaction (such as subcontracts). "First Tier Participant" refers to the participant who has entered into a covered transaction with a grantee or subgrantee of Federal funds (such as the prime or general contractor). "Lower Tier Participant" refers any participant who has entered into a covered transaction with a First Tier Participant or other Lower Tier Participants (such as subcontractors and suppliers).
- e. The prospective lower tier participant agrees by submitting this proposal that, should the proposed covered transaction be entered into, it shall not knowingly enter into any lower tier covered transaction with a person who is debarred, suspended, declared ineligible, or voluntarily excluded from participation in this covered transaction, unless authorized by the department or agency with which this transaction originated.

- f. The prospective lower tier participant further agrees by submitting this proposal that it will include this clause titled "Certification Regarding Debarment, Suspension, Ineligibility and Voluntary Exclusion-Lower Tier Covered Transaction," without modification, in all lower tier covered transactions and in all solicitations for lower tier covered transactions exceeding the \$25,000 threshold.
- g. A participant in a covered transaction may rely upon a certification of a prospective participant in a lower tier covered transaction that is not debarred, suspended, ineligible, or voluntarily excluded from the covered transaction, unless it knows that the certification is erroneous. A participant is responsible for ensuring that its principals are not suspended, debarred, or otherwise ineligible to participate in covered transactions. To verify the eligibility of its principals, as well as the eligibility of any lower tier prospective participants, each participant may, but is not required to, check the Excluded Parties List System website (<https://www.epls.gov/>), which is compiled by the General Services Administration.
- h. Nothing contained in the foregoing shall be construed to require establishment of a system of records in order to render in good faith the certification required by this clause. The knowledge and information of participant is not required to exceed that which is normally possessed by a prudent person in the ordinary course of business dealings.
- i. Except for transactions authorized under paragraph e of these instructions, if a participant in a covered transaction knowingly enters into a lower tier covered transaction with a person who is suspended, debarred, ineligible, or voluntarily excluded from participation in this transaction, in addition to other remedies available to the Federal Government, the department or agency with which this transaction originated may pursue available remedies, including suspension and/or debarment.

\* \* \* \* \*

**Certification Regarding Debarment, Suspension, Ineligibility and Voluntary Exclusion--Lower Tier Participants:**

- 1. The prospective lower tier participant certifies, by submission of this proposal, that neither it nor its principals is presently debarred, suspended, proposed for debarment, declared ineligible, or voluntarily excluded from participating in covered transactions by any Federal department or agency.
- 2. Where the prospective lower tier participant is unable to certify to any of the statements in this certification, such prospective participant shall attach an explanation to this proposal.

\* \* \* \* \*

**XI. CERTIFICATION REGARDING USE OF CONTRACT FUNDS FOR LOBBYING**

This provision is applicable to all Federal-aid construction contracts and to all related subcontracts which exceed \$100,000 (49 CFR 20).

- 1. The prospective participant certifies, by signing and submitting this bid or proposal, to the best of his or her knowledge and belief, that:
  - a. No Federal appropriated funds have been paid or will be paid, by or on behalf of the undersigned, to any person for influencing or attempting to influence an officer or employee of any Federal agency, a Member of Congress, an officer or employee of Congress, or an employee of a Member of Congress in connection with the awarding of any Federal contract, the making of any Federal grant, the making of any Federal loan, the entering into of any cooperative agreement, and the extension, continuation, renewal, amendment, or modification of any Federal contract, grant, loan, or cooperative agreement.
  - b. If any funds other than Federal appropriated funds have been paid or will be paid to any person for influencing or attempting to influence an officer or employee of any Federal agency, a Member of Congress, an officer or employee of Congress, or an employee of a Member of Congress in connection with this Federal contract, grant, loan, or cooperative agreement, the undersigned shall complete and submit Standard Form-LLL, "Disclosure Form to Report Lobbying," in accordance with its instructions.
- 2. This certification is a material representation of fact upon which reliance was placed when this transaction was made or entered into. Submission of this certification is a prerequisite for making or entering into this transaction imposed by 31 U.S.C. 1352. Any person who fails to file the required certification shall be subject to a civil penalty of not less than \$10,000 and not more than \$100,000 for each such failure.

3. The prospective participant also agrees by submitting its bid or proposal that the participant shall require that the language of this certification be included in all lower tier subcontracts, which exceed \$100,000 and that all such recipients shall certify and disclose accordingly.

\* \* \* \* \*

## **APPENDICES TO THE TITLE VI ASSURANCE**

### **APPENDIX A**

During the performance of this contract, the contractor, for itself, its assignees, and successors in interest (hereinafter referred to as the "contractor") agrees as follows:

1. **Compliance with Regulations:** The contractor (hereinafter includes consultants) will comply with the Acts and the Regulations relative to Non-discrimination in Federally-assisted programs of the U.S. Department of Transportation, (Federal Highway Administration (FHWA), or Federal Transit Authority (FTA) ), as they may be amended from time to time, which are herein incorporated by reference and made a part of this contract.
2. **Non-discrimination:** The contractor, with regard to the work performed by it during the contract, will not discriminate on the grounds of race, color, or national origin in the selection and retention of subcontractors, including procurements of materials and leases of equipment. The contractor will not participate directly or indirectly in the discrimination prohibited by the Acts and the Regulations, including employment practices when the contract covers any activity, project, or program set forth in Appendix B of 49 CFR Part 21.
3. **Solicitations for Subcontracts, Including Procurements of Materials and Equipment:** In all solicitations, either by competitive bidding, or negotiation made by the contractor for work to be performed under a subcontract, including procurements of materials, or leases of equipment, each potential subcontractor or supplier will be notified by the contractor of the contractor's obligations under this contract and the Acts and the Regulations relative to Non-discrimination on the grounds of race, color, or national origin.
4. **Information and Reports:** The contractor will provide all information and reports required by the Acts and the Regulations, and will permit access to its books, records, accounts, other sources of information, and its facilities as may be determined by the Recipient or the Federal Highway Administration (FHWA), or Federal Transit Authority (FTA) to be pertinent to ascertain compliance with such Acts, Regulations, and instructions. Where any information required of a contractor is in the exclusive possession of another who fails or refuses to furnish the information, the contractor will so certify to the Recipient or the Federal Highway Administration (FHWA), or Federal Transit Authority (FTA), as appropriate, and will set forth what efforts it has made to obtain the information.
5. **Sanctions for Noncompliance:** In the event of a contractor's noncompliance with the Non-discrimination provisions of this contract, the Recipient will impose such contract sanctions as it or the Federal Highway Administration (FHWA), or Federal Transit Authority (FTA) may determine to be appropriate, including, but not limited to:
  - withholding payments to the contractor under the contract until the contractor complies;
  - and/or cancelling, terminating, or suspending a contract, in whole or in part.
6. **Incorporation of Provisions:** The contractor will include the provisions of paragraphs one through five in every subcontract, including procurements of materials and leases of equipment, unless exempt by the Acts and the Regulations . The contractor will take action with respect to any subcontract or procurement as the Recipient or the Federal Highway Administration (FHWA), or Federal Transit Authority (FTA) may direct as a means of enforcing such provisions including sanctions for noncompliance. Provided, that if the contractor becomes involved in, or is threatened with litigation by a subcontractor, or supplier because of such direction, the contractor may request the Recipient to enter into any litigation to protect the interests of the Recipient. In addition, the contractor may request the United States to enter into the litigation to protect the interests of the United States.

### **APPENDIX E**

During the performance of this contract, the contractor or consultant, for itself, its assignees, and successors in interest (hereinafter referred to as the "contractor") agrees to comply with the following nondiscrimination statutes and authorities; including but not limited to:

Pertinent Non-Discrimination Authorities:

Title VI of the Civil Rights Act of 1964 (42 U.S.C. § 2000d et seq., 78 stat. 252), (prohibits discrimination on the basis of race, color, national origin); and 49 CFR Part 21.

The Uniform Relocation Assistance and Real Property Acquisition Policies Act of 1970,(42 U.S.C. § 460 I), (prohibits unfair treatment of persons displaced or whose property has been acquired because of Federal or Federal-aid programs and projects);

Federal-Aid Highway Act of 1973, (23 U.S.C. § 324 et seq.), (prohibits discrimination on the basis of sex);

Section 504 of the Rehabilitation Act of 1973, (29 U.S.C. § 794 et seq.), as amended, (prohibits discrimination on the basis of disability); and 49 CFR Part27;

The Age Discrimination Act of 1975, as amended, (42 U.S.C. § 6101 et seq.), (prohibits discrimination on the basis of age);

Airport and Airway Improvement Act of 1982,(49 USC §471, Section 47123), as amended, (prohibits discrimination based on race, creed, color, national origin, or sex);

The Civil Rights Restoration Act of 1987,(PL 100-209), (Broadened the scope, coverage and applicability of Title VI of the Civil Rights Act of 1964,The AgeDiscrimination Act of 1975and Section 504 of the Rehabilitation Act of 1973,by expanding the defnition of the terms "programs or activities" to include all of the programs or activities of the Federal-aid recipients, sub-recipients and contractors, whether such programs or activities are Federally funded or not);

Titles II and III of the Americans with Disabilities Act, which prohibit discrimination on the basis of disability in the operation of public entities, public and private transportation systems, places of public accommodation, and certain testing entities (42 U.S.C. §§ 12131 - 12189) as implemented by Department of Transportation regulations at 49 C.F.R. parts 37 and 38;

The Federal Aviation Administration's Non-discrimination statute (49 U.S.C. S 41123) (prohibits discrimination on the basis of race, color, national origin, and sex);

Executive Order 12898, Federal Actions to Address Environmental Justice in Minority Populations and Low-Income Populations, which ensures nondiscrimination against minority populations by discouraging programs; policies, and activities with disproportionately high and adverse human health or environmental effects on minority and low-income populations;

Executive Order 13166, Improving Access to Services for Persons with Limited English Proficiency, and resulting agency guidance, national origin discrimination includes discrimination because of limited English proficiency (LEP). To ensure compliance with Title VI, you must take reasonable steps to ensure that LEP persons have meaningful access to your programs (70 Fed. Reg. at 74087 to 74100);

Title IX of the Education Amendments of 1972, as amended, which prohibits you from discriminating because of sex in education programs or activities (20 U.S.C. 1681 et seq).

## **PREVAILING WAGES**

Included in this proposal are the minimum wages to be paid various classes of laborers and mechanics as determined by the Department of Labor of the State of Delaware in accordance with Title 29 Del.C. §6960, relating to wages and the regulations implementing that Section.

### **REQUIREMENT BY DEPARTMENT OF LABOR FOR SWORN PAYROLL INFORMATION**

Title 29 Del.C. §6960 stipulates;

(b) Every contract based upon these specifications shall contain a stipulation that the employer shall pay all mechanics and laborers employed directly upon the site of the work, unconditionally and not less often than once a week and without subsequent deduction or rebate on any account, the full amounts accrued at time of payment, computed at wage rates not less than those stated in the specifications, regardless of any contractual relationship which may be alleged to exist between the employer and such laborers and mechanics. The specifications shall further stipulate that the scale of wages to be paid shall be posted by the employer in a prominent and easily accessible place at the site of the work, and that there may be withheld from the employer so much of accrued payments as may be considered necessary by the Department of Labor to pay to laborers and mechanics employed by the employer the difference between the rates of wages required by the contract to be paid laborers and mechanics on the work and rates of wages received by such laborers and mechanics to be remitted to the Department of Labor for distribution upon resolution of any claims.

(c) Every contract based upon these specifications shall contain a stipulation that sworn payroll information, as required by the Department of Labor, be furnished weekly. The Department of Labor shall keep and maintain the sworn payroll information for a period of 6 months from the last day of the work week covered by the payroll.

Bidders are specifically directed to note the Department of Labor's prevailing wage regulations implementing §6960 relating to the effective date of the wage rates, at Part VI., Section C., which in relevant part states:

"Public agencies (covered by the provisions of 29 Del.C. §6960) are required to use the rates which are in effect on the date of the publication of specifications for a given project. In the event that a contract is not executed within one hundred twenty (120) days from the date the specifications were published, the rates in effect at the time of the execution of the contract shall be the applicable rates for the project."

## **PREVAILING WAGE REQUIREMENTS**

It is DelDOT's understanding that the Davis-Bacon Act is not a preemptive statute in the broad sense, and does not preempt or displace State of Delaware prevailing wage requirements.

When a contract for a project contains both Federal Davis-Bacon and State of Delaware prevailing wage standards because of concurrent Federal and State coverage, the employer's minimum wage obligations are determined by whichever standards are higher.



STATE OF DELAWARE  
DEPARTMENT OF LABOR  
DIVISION OF INDUSTRIAL AFFAIRS  
OFFICE OF LABOR LAW ENFORCEMENT  
PHONE: (302) 451-3423

Mailing Address:  
225 CORPORATE BOULEVARD  
SUITE 104  
NEWARK, DE 19702

Located at:  
225 CORPORATE BOULEVARD  
SUITE 104  
NEWARK, DE 19702

PREVAILING WAGES FOR **HIGHWAY CONSTRUCTION**  
EFFECTIVE MARCH 13, 2015 - AMENDED JULY 15, 2015

CLASSIFICATION	NEW CASTLE	KENT	SUSSEX
BRICKLAYERS	49.39	49.39	14.51
CARPENTERS	42.55	51.86	41.22
CEMENT FINISHERS	31.06	30.92	19.65
ELECTRICAL LINE WORKERS	22.50	22.50	21.25
ELECTRICIANS	63.60	63.60	63.60
IRON WORKERS	42.20	23.87	25.35
LABORERS	31.10	34.12	37.75
MILLWRIGHTS	16.11	15.63	13.49
PAINTERS	63.14	63.14	63.14
PILEDRIVERS	66.42	23.75	26.95
POWER EQUIPMENT OPERATORS	39.15	32.92	29.04
SHEET METAL WORKERS	22.75	20.31	18.40
TRUCK DRIVERS	32.31	20.65	25.55

CERTIFIED : 12/2/15

BY: [Signature]  
ADMINISTRATOR, OFFICE OF LABOR LAW ENFORCEMENT


**NOTE:** THESE RATES ARE PROMULGATED AND ENFORCED PURSUANT TO THE PREVAILING WAGE REGULATIONS ADOPTED BY THE DEPARTMENT OF LABOR ON APRIL 3, 1992.

CLASSIFICATIONS OF WORKERS ARE DETERMINED BY THE DEPARTMENT OF LABOR. FOR ASSISTANCE IN CLASSIFYING WORKERS, OR FOR A COPY OF THE REGULATIONS OR CLASSIFICATIONS, PHONE (302) 451-3423.

NON- REGISTERED APPRENTICES MUST BE PAID THE MECHANICS RATE.

THESE RATES ARE BRING PROVIDED IN ACCORDANCE WITH DELAWARE'S FREEDOM OF INFORMATION ACT.

**Re: Contract # T201606103.01, Pavement and Rehabilitation, North III, 2016, New Castle County, DE**



GENERAL DECISION: DE150011 08/14/2015 DE11

State: DELAWARE

Construction Type: HIGHWAY

COUNTY: New Castle County in Delaware

## HIGHWAY CONSTRUCTION PROJECTS

Note: Executive Order (EO) 13658 establishes an hourly minimum wage of \$10.10 for 2015 that applies to all contracts subject to the Davis-Bacon Act for which the solicitation is issued on or after January 1, 2015. If this contract is covered by the EO, the contractor must pay all workers in any classification listed on this wage determination at least \$10.10 (or the applicable wage rates listed on this wage determination, if it is higher) for all hours spent performing on the contract. The EO minimum wage rate will be adjusted annually. Additional information on contractor requirements and worker protections under the EO is available at [www.dol.gov/whd/govcontracts](http://www.dol.gov/whd/govcontracts).

## Modification Number

## Publication Date

0

06/26/2015

1

08/14/2015

SUDE2015-002

04/23/2015

	Rates	Fringes
Bricklayer	49.39	
Carpenter	42.55	
Cement Mason/Concrete Finisher	31.06	
ELECTRICIAN		
Electrician	63.60	
Line Worker	22.50	
Ironworker	42.20	
Laborer	31.10	
Millwright	16.11	
Painter	63.14	
Power Equipment Operator:		
Piledriver	66.42	
Power Equipment Operator	39.15	
Sheet Metal Worker	22.75	
Truck Driver	32.31	

WELDERS - Receive rate prescribed for craft performing operation to which welding is incidental.

Unlisted classifications needed for work not included within the scope of the classifications listed may be added after award only as provided in the labor standards contract clauses (29 CFR 5.5(a) (1) (ii)).

The body of each wage determination lists the classification and wage rates that have been found to be prevailing for the cited type(s) of construction in the area covered by the wage determination. The classifications are listed in alphabetical order of “identifiers” that indicate whether the particular rate is a union rate (current union negotiated rate for local), a survey rate (weighted average rate) or a union average rate (weighted union average rate).

#### Union Rate Identifiers

A four letter classification abbreviation identifier enclosed in dotted lines beginning with characters other than “SU” or “UAVG” denotes that the union classification and rate were prevailing for that classification in the survey. Example: PLUM0198-005 07/01/2014. PLUM is an abbreviation identifier of the union which prevailed in the survey for this classification, which in this example would be Plumbers. 0198 indicates the local union number or district council number where applicable, i.e., Plumbers Local 0198. The next number, 005 in the example, is an internal number used in processing the wage determination. 07/01/2014 is the effective date of the most current negotiated rate, which in this example is July 1, 2014.

Union prevailing wage rates are updated to reflect all rate changes in the collective bargaining agreement (CBA) governing this classification and rate.

#### Survey Rate Identifiers

Classifications listed under an “SU” identifier indicated that no one rate prevailed for this classification in the survey and the published rate is derived by computing a weighted average rate based on all the rates reported in the survey for that classification. As this weighted average rate includes all rates reported in the survey, it may include both union and non-union rates. Example: SULA2012-007 5/13/2014. SU indicates the rates are survey rates based on a weighted average calculation of rates and are not majority rates. LA indicates the State of Louisiana. 2012 is the year of survey on which these classifications and rates are based. The next number, 007 in the example, is an internal number used in producing the wage determination. 5/13/2014 indicates the survey completion date for the classifications and rates under that identifier.

Survey wage rates are not updated and remain in effect until a new survey is conducted.

#### Union Average Rate Identifiers

Classification(s) listed under the UAVG identifier indicate that no single majority rate prevailed for those classifications; however, 100% of the data reported for the classifications was union data. EXAMPLE: UAVG-OH-0010 08/29/2014. UAVG indicates that the rate is a weighted union average rate. OH indicates the state. The next number, 0010 in the example, is an internal number used in producing the wage determination. 08/29/2014 indicates the survey completion date for the classifications and rates under that identifier.

A UAVG rate will be updated once a year, usually in January of each year, to reflect a weighted average of the current negotiated/CBA rate of the union locals from which the rate is based.

### WAGE DETERMINATION APPEALS PROCESS

1.) Has there been an initial decision in the matter? This can be:

- \* an existing published wage determination
- \* a survey underlying a wage determination
- \* a Wage and Hour Division letter setting forth a position on a wage determination matter
- \* a conformance (additional classification and rate) ruling

On survey related matters, initial contact, including requests for summaries of surveys, should be with the Wage and Hour Regional Office for the area in which the survey was conducted because those Regional Offices have responsibility for the Davis-Bacon survey program. If the response from this initial contact is not satisfactory, then the process described in 2.) and 3.) should be followed.

With regard to any other matter not yet ripe for the formal process described here, initial contact should be with the Branch of Construction Wage Determinations. Write to:



Branch of Construction Wage Determinations  
Wage and Hour Division  
U.S. Department of Labor  
200 Constitution Avenue, N. W.  
Washington, D. C. 20210

2.) If the answer to the question in 1.) is yes, then an interested party (those affected by the action) can request review and reconsideration from the Wage and Hour Administrator (See 29 CFR Part 1.8 and 29 CFR Part 7). Write to:

Wage and Hour Administrator  
U.S. Department of Labor  
200 Constitution Avenue, N. W.  
Washington, D. C. 20210

The request should be accompanied by a full statement of the interested party's position and by any information (wage payment data, project description, area practice material, etc.) that the requestor considers relevant to the issue.

3.) If the decision of the Administrator is not favorable, an interested party may appeal directly to the Administrative Review Board (formerly the Wage Appeals Board). Write to:

Administrative Review Board  
U. S. Department of Labor  
200 Constitution Avenue, N. W.  
Washington, D. C. 20210

4.) All decisions by the Administrative Review Board are final.

END OF GENERAL DECISION

APPLICABILITY OF DAVIS-BACON LABOR STANDARD PROVISIONS TO FLAGGERS

The U.S. Department of Labor has established that the duties of flaggers working on contracts covered by the Davis-Bacon Act, are manual and physical in nature. Accordingly, all employees performing the work of flaggers on Davis-Bacon covered contracts shall be entitled to receive applicable prevailing wage rates.

\* \* \* \* \*

ALL AGENCY MEMORANDUM NO. 130  
U.S. DEPARTMENT OF LABOR  
EMPLOYMENT STANDARDS ADMINISTRATION  
WAGE AND HOUR DIVISION  
WASHINGTON, DC 20210

GUIDELINES

HIGHWAY CONSTRUCTION

Highway projects include the construction, alteration, or repair of roads, streets, highways, runways, taxiways, alleys, trails, paths, parking areas, and other similar projects not incidental to building or heavy construction.

EXAMPLES: Alleys, Base Courses, Bituminous treatments, Bridle Paths, Concrete pavement, Curbs, Excavation and embankment (for road construction), Fencing (highway), Grade crossing elimination (overpasses and underpasses), Guard rails on highway, Highway signs, Highway bridges (overpasses, underpasses, grade separation), Medians, Parking lots, Parkways, Resurfacing streets and highways, Roadbeds, Roadways, Runways, Shoulders, Stabilizing courses, Storm sewers incidental to road construction, Street paving, Surface courses, Taxiways, and Trails.

ANY QUESTIONS REGARDING THE APPLICATION OF THE GUIDELINES ABOVE TO A PARTICULAR PROJECT OR ANY DISPUTES REGARDING THE APPLICATION OF THE WAGE SCHEDULES ARE TO BE REFERRED TO THE WAGE AND HOUR DIVISION, U.S. DEPARTMENT OF LABOR FOR RESOLUTION, AND THE INSTRUCTIONS OF THE WAGE AND HOUR DIVISION ARE TO BE OBSERVED IN ALL INSTANCES.

\* ALL AGENCY MEMORANDUM NO. 130  
U.S. DEPARTMENT OF LABOR  
EMPLOYMENT STANDARDS ADMINISTRATION  
WAGE AND HOUR DIVISION  
WASHINGTON, DC 20210

# **SUPPLEMENTAL SPECIFICATIONS TO THE AUGUST 2001 STANDARD SPECIFICATIONS**

**EFFECTIVE AS OF THE ADVERTISEMENT  
DATE OF THIS PROPOSAL  
AND INCLUDED BY REFERENCE**

**The Supplemental Specifications can be viewed and printed from  
the Department's Website.**

To access the Website;

- in your internet browser, enter; <http://www.deldot.gov>
- on the left side of the page under 'INFORMATION', Click; 'Publications'
- scroll down under 'MANUALS' and Click; "Standard Specifications 2001"

The full Website Link is;

[http://www.deldot.gov/information/pubs\\_forms/manuals/standard\\_specifications/index.shtml](http://www.deldot.gov/information/pubs_forms/manuals/standard_specifications/index.shtml)

Printed copies of the Supplemental Specifications are available upon request. A printed copy of the above referenced Supplemental Specifications will be included in the final contract documents upon award.

**The Contractor shall make himself aware of these revisions and corrections (Supplemental Specifications), and apply them to the applicable item(s) of this contract.**

## **SPECIAL PROVISIONS**

### **CONSTRUCTION ITEM NUMBERS**

All construction pay items are assigned a six (6) digit number, shown as Item Number on the Plans and/or in the Special Provisions, and shall be interpreted in accordance with the following:

#### **Standard Item Number:**

The first three digits of the construction item numbers indicates the Section number as described in the Standard Specifications, and all applicable requirements of the Section shall remain effective unless otherwise modified by the Special Provisions. The last three digits of the construction item identifies the item by sequential number under that Section. Sequential numbers for all items covered under Standard Specifications range from 000 to 499. A comprehensive list of construction item numbers begins on page 421 of the Standard Specifications. Additions to this list will be made as required.

#### **Special Provisions Item Number:**

The first three digits of the construction items, covered under Special Provisions, indicates the applicable Section number of the Standard Specifications, and shall be governed fully by the requirements of the Special Provisions. The last three digit of the items covered under Special Provisions identifies the item by sequential number. Sequential numbers for Special Provision items, range from 500 to 999.

#### **Examples**

##### **Standard Item Number - 202000 Excavation and Embankment**

202 Indicates Section Number

000 Indicates Sequential Number

##### **Special Provision Item Number - 202500 Grading and Reshaping Roadway**

202 Indicates Section Number

500 Indicates Sequential Number

#### **NOTE:**

**PLEASE NOTE** revised Supplemental Specifications to the August 2001 Standard Specifications were issued November 24, 2014 and apply to this project. They can be [viewed here](#) and at [www.deldot.gov](http://www.deldot.gov).

**SPECIFICATIONS:** The Department is currently updating the August 2001 Specifications for Road and Bridge Construction. Through this update, some Divisions were renumbered and some new ones were created and added. The ***Specifications Note*** document is for the use by the bidders to reference the new numbers to the past numbers used for bidding purposes on previous Department contracts.

**401502 - ASPHALT CEMENT COST ADJUSTMENT**

For Sections 304, 401, 402, 403, 404, and 405, payments to the Contractor shall be adjusted to reflect increases or decreases in the Delaware Posted Asphalt Cement Price when compared to the Project Asphalt Cement Base Price, as defined in these Special Provisions.

The Delaware Posted Asphalt Cement Price will be issued monthly by the Department and will be the industry posted price for Asphalt Cement, F.O.B. Philadelphia, Pennsylvania. The link for the posting is [http://www.deldot.gov/information/business/bids/asphalt\\_cement\\_english.shtml](http://www.deldot.gov/information/business/bids/asphalt_cement_english.shtml).

The Project Asphalt Cement Base Price will be the Delaware Posted Asphalt Cement Price in effect on the date of advertisement.

All deviations of the Delaware Posted Asphalt Cement Price from the Project Asphalt Cement Base Price are eligible for cost adjustment. No minimum increases or decreases or corresponding percentages are required to qualify for cost adjustment.

Actual quantity of asphalt cement qualifying for any Asphalt Cement Cost Adjustment will be computed using the weight of eligible asphalt that is shown on the QA/QC pay sheets as a percentage for the delivered material.

If the mix was not inspected and no QA/QC pay sheet was generated, then the asphalt percentage will be obtained from the job mix formula for that mix ID.

The asphalt percentage eligible for cost adjustment shall only be the virgin asphalt cement added to the mix.

There shall be no separate payment per ton cost of asphalt cement. That cost shall be included in the various unit prices bid per ton for those bid items that contain asphalt cement (mentioned above).

The Asphalt cement cost adjustment will be calculated on grade PG 64-22 asphalt regardless of the actual grade of asphalt used. The Project Asphalt Cement Base Price per ton for the project will be the Delaware Posted Asphalt Cement Price in effect on the date of project advertisement.

If the Contractor exceeds the authorized allotted completion time, the price of asphalt cement on the last authorized allotted work day, shall be the prices used for cost adjustment during the time liquidated damages are assessed. However, if the industry posted price for asphalt cement goes down, the asphalt-cement cost shall be adjusted downward accordingly.

**NOTE:**

Application of Asphalt Cement Cost Adjustment requirements as indicated above shall apply only to those contracts involving items related to bituminous base and pavements, and with bitumen, having a total of 1,000 tons or more of hot-mix bid quantity in case of Sections 401, 402 and 403; and 15,000 gallons or more in case of Sections 304, 404 and 405.

5/05/15

## **401580 – RIDE QUALITY OF HOT-MIX PAVEMENT**

### **Description:**

The purpose of this Special Provision is to modify Standard Specification Section 401.13 to change the method of determining an acceptable riding surface. This Special Provision replaces the entire existing wording in Section 401.13.

The Contractor shall be responsible for providing smoothness characteristics that will meet the requirements of the Contract. The Contractor shall be responsible for providing equipment, maintenance of traffic (MOT) as required by the Delaware MUTCD, and performing testing in accordance to the processes and procedures set forth in this Special Provision. All costs for testing and MOT shall be incidental to this item. Both the International Roughness Index (IRI) and deviations located within a 10' straightedge are used to characterize smoothness in this Special Provision.

### **Definitions:**

*Class 1 Project* - a project that is full depth construction based on contract documents and document modifications.

*Class 2 Project* - a project in which a minimum of two smoothness opportunities are performed based on contract documents and document modifications.

*Class 3 Project* - a project that only one smoothness opportunity is performed based on contract documents and document modifications.

*Deviation* – a hump or depression found to exceed the tolerances defined in this Special Provision within a 10' straightedge.

*ERD File* – a file storing numbers in tabular form for plotting and processing purposes. The ERD file format was developed by the Engineering Research Division of the University of Michigan Transportation Institute (UMTRI).

*Full Depth Construction* – a project that consists of a hot mix asphalt wearing surface placed on a hot-mix asphalt base / binder course or Portland cement concrete, on an aggregate or asphalt / cement stabilized base structure on existing or prepared subgrade materials or borrow.

*Inertial Profiler* – a high speed or lightweight device used to measure the pavement profile with an accelerometer to form an inertial reference and a height sensor to measure pavement height relative to that reference.

*International Roughness Index (IRI)* – a statistic, based on computations from a measured longitudinal profile using a quarter-car simulation, calculated to represent the amount of roughness in a pavement surface.

*Rolling Ten Foot Straightedge* - a rigid 10' straightedge mounted to measurement wheels and used to indicate both high and low deviations.

*Smoothness Opportunity* – a smoothness opportunity is roadway milling, placement of a leveling course, in place recycling, or placement of a lift of Hot Mix Asphalt. Full depth reclamation is not considered in this Special Provision as a smoothness opportunity. The final wearing surface is considered one smoothness opportunity.

### **Equipment:**

The Contractor shall have available, at all times during paving operations, an approved 10' straightedge. The Contractor shall also have available a high speed or lightweight inertial profiling system meeting the standards set forth in AASHTO MP-11 that is capable of collecting data in both wheelpaths simultaneously. Data collected using the inertial profiling system shall be used to calculate both IRI and deviation locations using on-board computer software. Deviations, as defined in this Special Provision, shall be calculated using

a rolling 10' straight edge simulation program capable of isolating deviations greater than or equal to 0.25" in 10'. If software is not available to calculate the parameters for a rolling 10' straight edge simulation, the Contractor may be permitted to use, at the Engineer's discretion, a rolling 10' straightedge capable of isolating deviations greater than or equal to 0.25" in 10'.

### **Documentation Required**

Prior to the start of corrective actions (milling, overlaying, recycling, etc.), the Contractor shall provide to the Engineer:

1. Manufacturer, Make, and Model of the test system,
2. Equipment Owner,
3. Relevant Certifications,
4. Manufacturer Calibration Procedures, and
5. Relevant Operator Training information.

Testing cannot take place until the Engineer has received this information and provided approval of the proposed test equipment and MOT plan.

### **Calibration**

Prior to testing, the Contractor shall verify that the inertial profiling equipment is calibrated by following the manufacturer's calibration procedure in the presence of the Engineer. Vertical and longitudinal calibrations shall be performed. The Engineer will provide calibration blocks for the Contractor's use at the time of calibration. If the equipment does not pass the calibration procedure, it will not be permitted for use.

### **Testing:**

Testing of the pavement surface includes measurement and calculation of the IRI parameters and deviations in the longitudinal direction. The Contractor shall notify the Engineer at least three (3) working days prior to data collection for both initial and final testing.

### **Transverse Deviations / Cross Slope**

After final rolling and at the Engineer's discretion, the Contractor shall test the surface of each lift and the final wearing surface for deviations in the transverse direction. The Contractor shall have available at all times, and use appropriately, an approved 10' straightedge to be placed perpendicular to the centerline for checking cross slope. Deviations in the transverse direction shall not equal or exceed 0.25". The discount charge for deviations in the transverse direction is described in Section 'Acceptance and Payment' of this Special Provision. Deviations in the transverse direction shall require corrective actions or will be assessed a deviation discount charge at the discretion of the Engineer.

### **General Testing Requirements for IRI Data Collection**

Data used for calculation of the IRI shall be measured in each wheel path using an approved inertial profiling system. Data collected for IRI calculation shall have longitudinal spacing no greater than 6 inches. Wavelengths exceeding 300 feet shall be removed using long wavelength filters. The International Roughness Index shall be calculated using this data and reported in 0.1 mile (528 foot) segments. Three (3) passes shall be made in each lane and direction requiring testing. The filename given to the data set shall include the contract number, the location number, the lane tested and direction tested. For example, the Eastbound left lane of Contract XX-XXX-XX, Location 1, run 3 shall be named:

XXXXXXXXLoc1LEBr3

Testing shall be performed within seven (7) days of the completion of project paving operations. Areas not subject to IRI testing for all Classes of projects include:

1. 50 feet before the first bridge deck expansion joint to 50 feet after the last expansion joint if the bridge deck is excluded from the HMA overlay.



2. 20 feet longitudinally from the center of an existing obstruction located and visible in the pavement surface such as a manhole or water main. Obstructions located within the test area shall be noted as an event on report printouts using an automated event marking system and should be removed from the calculations prior to report submission.
3. Shoulders, short acceleration and deceleration lanes, and turn lanes less than 1000 feet in length, and median crossovers.

Testing shall be performed in accordance to the following procedures.

1. Clean the roadway path to be measured of all debris and other loose material. Ensure that the roadway surface is dry and free of any standing water.
2. Locate the start of the project limits and mark them to enable automatic start sensors to be activated.
3. Locate the end of the project limits and mark them to enable automatic stop sensors to be activated.
4. Locate any obstructions in the wheelpath / test area and mark them with reflective tape to enable automatic event marking.
5. Establish a pre-test length (150' or the manufacturer's recommended pre-test length, whichever is greater) prior to the start of the project limits.
6. Position the left wheelpath sensor three feet (3') from the left edge marking of each lane tested.
7. Attain a test speed that is within the manufacturers recommendations for the equipment and maintain that test speed throughout the test.

Provide the Department the plot of one profile trace per tested lane and a summary report containing IRI values for each of the three test runs performed in each direction.

#### **Initial Testing, IRI**

The original surface for Class 3 projects shall be tested at no cost to the Department prior to performance of any smoothness opportunities in accordance to the methods and parameters in Section 'General Testing Requirements for IRI Data Collection'. Class 1 and Class 2 projects do not require initial testing. Results from initial testing for Class 3 projects shall be submitted to the Engineer within five (5) working days of test completion in the format specified by the Engineer. Results not received within the allotted time frame will be assessed a charge of \$1,000.00 per day at the Engineer's discretion. Three (3) measurements shall be taken for each lane required to meet this Special Provision. No paving shall be permitted until the Contractor has performed initial testing to the satisfaction of the Engineer.

#### **Final Testing**

The final surface, after all smoothness operations have been completed, shall be tested in accordance to Section 'General Testing Requirements for IRI Data Collection'. Results of final testing for all projects shall be submitted to the Engineer within five (5) working days of test completion in the format specified by the Engineer. Results not received within the allotted time frame will be assessed a charge of \$1,000.00 per day at the Engineer's discretion. Three measurements shall be taken for each lane to meet the requirements of this Special Provision.

#### **Final Testing for Excessive Deviations**

All paved areas, whether subject to IRI testing or not, must be tested to locate deviations in each wheelpath in the longitudinal direction and in the transverse direction. A deviation is considered to be a hump or depression greater than or equal to 0.25" within 10'. Longitudinal deviations shall be located using data collected by an inertial profiling system and processed through a rolling 10'- straightedge simulation, a rolling 10' straightedge, or a rigid 10' straightedge. Transverse deviations shall be located using a rigid 10' straightedge at the discretion of the Engineer. Testing shall be performed within seven (7) days of the completion of paving.

#### **Quality Assurance Testing:**

If the Engineer chooses to perform comparison testing, the Contractor shall provide a lane closure at no cost to the Engineer. The length of the lane closure shall be determined for each project location based on site conditions. The minimum closure shall be 0.25 mile and the maximum closure shall be 1 mile. The lane closure shall be at either end of the project limits and will be determined on a project basis at the Engineer's discretion.

If comparison testing indicates a difference greater than 6 in/mi in IRI measurements per 0.1-mile section, the Contractor and Engineer shall work to resolve the differences. If the differences cannot be resolved the equipment will be rejected for use on the project and all data collected to that point will be deemed invalid for that contract. At that point, the Contractor shall propose an alternative piece of testing equipment for use.

### **Data Reporting:**

Test results shall be provided to the Department within five (5) working days of the completion of testing. Results not received within the allotted time frame will be assessed a charge of \$1,000.00 per day at the discretion of the Engineer.

The Department recognizes that inertial profiler manufacturers use different formats for reporting capabilities. Printouts on 8 1/2" by 11" paper or strip charts are acceptable.

Data collected using the inertial profiling system shall be provided to the Engineer with the following information clearly displayed on the printout:

1. Profiling Company Name
2. Date of Paving
3. Date of Test
4. Parameters used in the calculation
5. Data file name
6. Testing Personnel

A printout of the pavement profile is required for one (1) of the three (3) runs for each lane and direction tested. A summary chart may be submitted for the remaining test runs. If excessive deviations are calculated using inertial profiling data runs submitted for IRI analysis a summary chart shall be submitted as well. The summary chart shall include the station and wheelpath for deviation reporting. If excessive deviations are manually determined (using a rolling ten-foot straightedge or rigid 10' straightedge), the Engineer will be present during testing and will record the data on site.

Inertial profiling systems have the capability of producing ERD files. An ERD file is requested for each run performed and can be submitted electronically (via email) or on external media (CD). More information about the format of ERD files can be obtained through the Engineer.

### **Acceptance and Payment:**

Acceptance of the final pavement will be based on the results of IRI values and the number of deviations. A section that has an IRI value greater than 100.0 in/mi will require corrective actions. Deviations equal to or in excess of 0.25" in 10' shall be corrected at no expense to the Engineer or have a discount charge of \$200.00 per deviation assessed at the discretion of the Engineer.

An IRI number in inches per mile will be used for each 0.1-mile (528 foot) section as the basis for payment of the surface courses designated by each contract. The average value of the three test runs will be used as the IRI value for payment. Payments for each section will be based on estimated tonnage calculated from plan thickness and widths using the average maximum specific gravity ("Rice") value for all surface mix used at that location. If the plan does not indicate the travel lane width, a default value of 12' will be used. The formula used for tonnage estimation is:

$$\text{Estimated Tonnage} = [(L * W * T) * \text{Rice} * 62.4 \text{ (lb/ft}^3\text{)} * (0.0005 \text{ tons/12 in})]$$

where: L = Length Segment (ft.)  
W = Width Lane (ft.)  
T = Plan Thickness (in.)

The percentage of improvement for Class 3 projects will be calculated using the following equation:

$$\% \text{ Improvement} = [(\text{Initial IRI} - \text{Final IRI}) / \text{Initial IRI}] * 100$$

The applicable pay adjustments for IRI will be taken from Table A (Class 1 and 2 Projects) and Table B (Class 3 Projects)

$$IRI \text{ Bonus / Penalty} = \text{Estimated Tonnage} * UP * (PA - 100) / 100$$

where: UP = Contract Hot Mix Unit Price (Dollars)  
PA = Pay Adjustment (Percent)

The total pay adjustment for paving work performed on each location will be:

$$(\sum IRI \text{ Adj for each section}) - \text{Total Deviations} * 200$$

It will be possible to receive bonus for IRI measurements and a discount charge for excessive deviations on the same project. If a 528' section has an IRI value resulting in a deduction of at least 30% of the section pay (i.e. IRI >100 in/mi), the deviation discount charge for that section is disregarded and the IRI discount charge is the only action taken for that section.

**Table A: Payment Adjustments for Class 1 and Class 2 Projects**

IRI per 0.1 mile Section (in./mi.)	Payment Adjustments	
	Class 1	Class 2
40.0 and under	103	104
40.1 - 55.0	101	102
55.1 - 65.0	100	101
65.1 - 75.0	99	100
75.1 - 100.0	96	97
>100	70	70

Class 3 projects will be paid based on the percent improvement for each 528' section from the average of the three initial profile traces taken prior to any work action as shown in the Table B.

**Table B: Payment Adjustments for Class 3 projects**

Percent Improvement from Initial test	Payment Adjustments for Class 3 Projects
> 60.0%	103
45.1 - 60.0%	102
25.1 - 45.0%	101
0 - 25.0%	100
<0%	70

Corrections to the paving surface, such as diamond grinding with approved equipment, patching, or other measures may be taken at the Contractor's expense and at the Engineer's discretion to correct pavement surfaces assessed a discount charge. Areas corrected using these methods will not be eligible for bonus payment, but may be assessed a charge based on the resulting surface after correction. The Engineer reserves the right to require corrective actions such as remove & replace or diamond grinding if the must correct discount charge exceeds 50% of the cost of materials or the IRI exceeds 100 in/mi. The Engineer may also require corrective actions if the deviations are at a height or depth which will create a safety concern on the roadway.

3/9/09

**401696 – ENTRANCE, DRIVEWAY AND INTERSECTING STREET PAVING SURCHARGE**

**Description:**

To compensate for work associated with paving the tie-ins at entrances, driveways and intersecting streets when such work cannot be completed as part of the mainline (roadway, auxiliary lanes, shoulder) paving operation. The surcharge limits will extend from the outermost roadway element to the point of tie-in as directed by the Engineer with the following exceptions.

No Surcharge will be paid:

1. When the tie-in does not exceed three feet (0.9 meters) from the outermost roadway element.
2. For paving any portion of a tie-in which exceeds 100 feet (30.48 meters) from the outermost roadway element. The entire tie-in section will be performed under normal paving operations.
3. When the intersecting street is to be paved under the same Contract.
4. For paving of auxiliary lanes and crossovers in the median of divided highways.

**Method of Measurement:**

The quantity of entrance, driveway and intersecting street paving surcharge will be measured as the actual number of tons (metric tons) of bituminous concrete placed and accepted in entrances, driveways and intersecting streets as described in this item.

**Basis of Payment:**

The quantity of entrance, driveway and intersecting street paving surcharge will be paid for at the Contract unit price per ton (metric ton). Price and payment will constitute full compensation for the additional labor and equipment costs involved with the reduced production associated with such work.

11/12/2013

## **401699 - QUALITY CONTROL/QUALITY ASSURANCE OF BITUMINOUS CONCRETE**

### **.01 Description**

This item shall govern the Quality Assurance Testing for supplying bituminous asphalt plant materials and constructing bituminous asphalt pavements and the calculation for incentives and disincentives for materials and construction. The Engineer will evaluate all materials and construction for acceptance. The procedures for acceptance are described in this Section. Include the costs for all materials, labor, equipment, tools, and incidentals necessary to meet the requirements of this specification in the bid price per ton for the bituminous asphalt. Payment to the Contractor for the bituminous asphalt item(s) will be based on the Contract price per ton and the pay adjustments described in this specification.

### **.02 Bituminous Concrete Production – Quality Acceptance**

#### **(a) Material Production - Tests and Evaluations.**

All acceptance tests shall be performed by qualified technicians at qualified laboratories following AASHTO or DelDOT procedures, and shall be evaluated using Quality Level Analysis. The Engineer will conduct acceptance tests. The Engineer will directly base acceptance on the acceptance test results, the asphalt cement quality, the Contractor's QC Plan work, and the comparisons of the acceptance test results to the QC test results. The Engineer may elect to utilize test results of the Contractor in some situations toward judging acceptance.

Supply and capture samples, as directed by the Engineer under the purview of the Engineer from delivery trucks before the trucks leave the production plant. Hand samples to the Engineer to be marked accordingly. The sample shall represent the material produced by the Contractor, and shall be of sufficient size to allow the Engineer to complete all required acceptance tests. The Engineer will direct the Contractor when to capture these samples, on a statistically random, unbiased basis, established before production begins each day based upon the anticipated production tonnage. The captured sample shall be from the Engineer specified delivery truck. The Contractor may visually inspect the specified delivery load during sampling and elect to reject the load. If the contractor elects to reject the specified delivery truck, each subsequent load will be inspected until a visually acceptable load is produced for acceptance testing. All visually rejected loads shall not be sent to a Department project.

The first sample of the production day will be randomly generated by the Engineer between loads 0 and 12 (0-250 tons). Subsequent samples will be randomly generated by the Engineer on 500-ton sub-lots for the production day. Samples not retrieved in accordance with the Contractor's QC plan will be deemed unacceptable and may be a basis for rejection of material produced. Parallel tests or dispute resolution tests will only be performed on material captured at the same time and location as the acceptance test sample. Parallel test samples or Dispute Resolution samples will be created by splitting a large sample or obtaining multiple samples that equally represent the material. The Engineer will perform all splitting and handling of material after it is obtained by the Contractor.

The Contractor may retain dispute resolution samples or perform parallel tests with the Engineer on any acceptance sample.

The Engineer will evaluate and accept the material on a lot basis. All the material within a lot shall have the same JMF (mixture ID). The lot size shall be targeted for 2000 tons or a maximum period of three days, whichever is reached first. If the 2000<sup>th</sup> ton target lot size is achieved during a production day, the lot size shall extend to the end of that production day. The Contractor may interrupt the production of one JMF in order to produce different material; this type of interruption will not alter the determination of the size or limits of material represented by a lot. The Engineer will evaluate each lot on a subplot basis. The size for each subplot shall be 100 to 500 tons and testing for the sub lots will be completed on a daily basis. For each subplot, the Engineer will evaluate one sample.

The target size of sub-lots within each lot, except for the first sample of the production day, is equal-sized 500 ton sub lots and will be based upon anticipated production, however, more or fewer sublots, with differing sizes, may result due to the production schedule and conditions. If the actual production is less than anticipated, and it's determined a sample will not be obtained (based upon the anticipated tonnage), a new sample location will be determined on a statistically random, unbiased basis based upon the new actual

production. If the actual production is going to be 50 tons or greater over the anticipated sub lot production, a new sample location will be determined on a statistically random, unbiased basis based upon the new actual production. The Engineer will combine the evaluation and test results for all of the applicable sublots in order to evaluate each individual lot.

If the Engineer is present, and the quantity exceeds 25 tons, a statistically random sample will be used for analysis. When the anticipated production is less than 100 tons and greater than 25 tons, and the Engineer is not present, the contractor shall randomly select a sample using the Engineer's random location program. The captured sample shall be placed in a suitable box, marked to the attention of the Engineer, and submitted to the Engineer for testing. A box sample shall also be obtained by the contractor at the same time and will be used as the Dispute Resolution sample if requested by the Engineer. The Contractor shall also obtain one liquid asphalt sample (1 pint) per grade of asphalt used per day and properly label it with all pertinent information.

The Engineer will conduct the following tests in order to characterize the material for the pavement compaction quality and to judge acceptance and the pay adjustment for the material:

- AASHTO T312 - Preparing and Determining the Density of Hot Mix Asphalt (HMA) Specimens by Means of the Superpave Gyratory Compactor
- AASHTO T166, Method C (Rapid Method) - Bulk Specific Gravity of Compacted Hot Mix Asphalt (HMA) Using Saturated Surface Dry Specimens
- AASHTO T308 - Determining the Asphalt Binder Content of Hot Mix Asphalt (HMA) by the Ignition Method
- AASHTO T30 - Mechanical Analysis of Extracted Aggregate
- AASHTO T209 - Theoretical Maximum Specific Gravity and Density of Hot Mix Asphalt (HMA)
- ASTM D7227 - Standard Practice for Rapid Drying of Compacted Asphalt Specimens using Vacuum Drying Apparatus

#### **(b) Pavement Construction - Tests and Evaluations.**

The Engineer will directly base acceptance on the compaction acceptance test results, and on the inspection of the construction, the Contractor's QC Plan work, ride smoothness as referenced in the contract documents, lift thickness as referenced in the contract documents, joint quality as referenced in the contract documents, surface texture as referenced in the contract documents, and possibly the comparisons of the acceptance test results to the independent test results. For the compaction acceptance testing, the Engineer will sample the work on a statistically random basis, and will test and evaluate the work based on daily production.

Notify the Engineer of any locations within that road segment that may not be suitable to achieve minimum (93%) compaction due to existing conditions prior to paving the road segment. Schedule and hold a meeting in the field with the Engineer in order to discuss all areas that may potentially be applicable to Table 5a before paving starts. Areas that will be considered for Table 5a will be investigated in accordance to the method described in Appendix B. If this meeting is not held prior to paving, no areas will be considered for Table 5a. Areas of allowable exemptions that will not be cored include the following: partial-depth patch areas, driveway entrances, paving locations of less than 100 tons, areas around manholes and driveway entrances, and areas of paving that are under 400 feet in continuous total length and/or 5 feet in width. The exempt areas around manholes will be a maximum of 4 feet transversely on either side from the center of the manhole, and 20 feet longitudinally on either side from the center of the manhole. The exempt areas around driveway entrances shall be the entire width of the driveway, and 3 feet from the edge of the longitudinal joint next to the driveway. Areas of exemption that will be cored for informational purposes only include: areas where the mat thickness is less than three times the nominal maximum aggregate size as directed by the Engineer, violations of Section 401.08 in the Standard Specifications as directed by the Engineer, and areas shown to contain questionable subgrade properties as proven by substantial yielding under a fully legally loaded truck. Failure to obtain core samples in these areas will result in zero payment for compaction regardless of the exempt status.

The Engineer will evaluate and accept the compaction work on a daily basis. Payment for the compaction will be calculated by using the material production lots as referenced in **.02 Acceptance Plan (a) Material Production - B Tests and Evaluation** and analyzing the compaction results over the individual days covered in the material production lot. The compaction results will be combined with the material results to obtain a payment for this item.

The minimum size of a compaction lot shall be 100 tons. If the compaction lot is between 101 and 1000 tons, the Engineer shall randomly determine four compaction acceptance test locations. If the compaction lot is between 1001 and 1500 tons, the Engineer shall randomly determine six compaction acceptance test locations. If the compaction lot is between 1501 and 2000 tons, the Engineer shall randomly determine eight compaction acceptance test locations. If the compaction lot is greater than 2000 tons, the Engineer shall randomly determine two compaction acceptance test locations per 500 tons.

If a randomly selected area falls within an Engineer approved exemption area, the Engineer will select one more randomly generated location to be tested per the requirements of this Specification. If that cannot be accomplished, or if an entire location has been declared exempt, the compaction testing shall be performed as per these Specifications but a note will be added to the results that the location was an Engineer approved exempt location.

Testing locations will be a minimum of 1.0 feet from the newly placed longitudinal joint and 50 feet from a new transverse joint.

Cut one six (6) inch diameter core through the full lift depth at the exact location marked by the Engineer. Cores submitted that are not from the location designated by the Engineer will not be tested and will be paid at zero pay.

Notify the Engineer prior to starting paving operations with approximate tonnage to be placed. The Contractor is then responsible for notifying the appropriate Engineer test personnel within 12 hours of material placement. The Engineer will mark core locations within 24 hours of notification. After determination of locations, the Contractor shall complete testing within two operational days of the locations being marked. If the cores are not cut within two operational days, the area in question will be paid at zero pay for compaction testing.

Provide any traffic control required for the structural number investigation, sampling, and testing work at no additional cost to the Department.

Commence coring of the pavement after the pavement has cooled to a temperature of 140°F or less. Cut each core with care in order to prevent damaging the core. Damaged cores will not be tested. Label each core with contract number, date of construction, and number XX of XX upon removal from the roadway. Place cores in a 6-inch diameter plastic concrete cylinder mold or approved substitute for protection. Separate cores in the same cylinder mold with paper. Attach a completed QC test record for the represented area with the corresponding cores. The Engineer will also complete a test record for areas tested for the QA report and provide to Materials & Research. Deliver the cores to the Engineer for testing, processing, and report distribution at the end of each production day.

Repair core holes per Appendix A, Repairing Core Holes in Bituminous Asphalt Pavements. Core holes shall be filled immediately. Failure to repair core holes at the time of coring will result in zero pay for compaction testing for the area in question.

The Engineer will conduct the following tests on the applicable portion of the cores in order to evaluate their quality:

- AASHTO T166, Method C (Rapid Method) – Bulk Specific Gravity of Compacted Hot Mix Asphalt (HMA) Using Saturated Surface Dry Specimens
- AASHTO T209 - Theoretical Maximum Specific Gravity and Density of Hot Mix Asphalt
- ASTM D7227 - Standard Practice for Rapid Drying of Compacted Asphalt Specimens using Vacuum Drying Apparatus

The Engineer will use the average of the last five test values of the same JMF (mixture ID) material at the production plant in order to calculate the average theoretical maximum specific gravity of the cores. The average will be based on the production days test results and as many test results needed from previous days production to have an average of five samples. If there are less than five values available, the Engineer will use the JMF design value in addition to the available values to calculate the average theoretical maximum specific gravity.

**.03 Payment and Pay Adjustment Factors.**

The Engineer will determine pay adjustments for the bituminous asphalt item(s) in accordance with this specification. The Engineer will determine a pay adjustment factor for the material produced and a pay adjustment factor for the pavement construction. Pay adjustments for material and construction will be calculated independently. When the pay adjustment calculation for either material or construction falls to zero payment per tables 4, 5, or 5a, the maximum pay adjustment for the other factor will not exceed 100.

Pay Adjustment factors will only be calculated on in place material. Removed material will not be used in payment adjustment calculations.

Material Production Pay Adjustments will be calculated based upon 70% of the contract unit price and calculated according to section .03(a) of this specification. Pavement construction Pay Adjustments will be calculated based upon 30% of the contract unit price and calculated according to section .03(b) of this specification.

**(a) Material Production - Pay Adjustment.**

Calculate the material pay adjustment by evaluating the production material based on the following parameters:

<b>Table 2 - Material Parameter Weight Factors</b>		
<b>Material Parameter</b>	<b>Single Test Tolerance (+/-)</b>	<b>Weight Factor</b>
Asphalt Content	0.4	0.30
#8 Sieve ( $\geq 19.0$ mm)	7.0	0.30
#8 Sieve ( $\leq 12.5$ mm)	5.0	0.30
#200 Sieve (0.075mm Sieve)	2.0	0.30
Air Voids (4.0% Target)	2.0	0.10

Using the JMF target value, the single test tolerance (from Table 2), and the test values, the Engineer will use the following steps to determine the material pay adjustment factor for each lot of material:

1. For each parameter, calculate the mean value and the standard deviation of the test values for the lot to the nearest 0.1 unit.
2. For each parameter, calculate the Upper Quality Index (QU):  

$$QU = ((\text{JMF target}) + (\text{single test tolerance}) - (\text{mean value})) / (\text{standard deviation}).$$
3. For each parameter, calculate the Lower Quality Index (QL):  

$$QL = ((\text{mean value}) - (\text{JMF target}) + (\text{single test tolerance})) / (\text{standard deviation}).$$
4. For each parameter, locate the values for the Upper Payment Limit (PU) and the Lower Payment Limit (PL) from Table 3 - Quality Level Analysis by the Standard Deviation Method. (Use the column for "n" representing the number of sublots in the lot. Use the closest value on the table when the exact value is not listed).
5. Calculate the PWL for each parameter from the values located in the previous step:  

$$PWL = PU + PL - 100.$$
6. Calculate each parameter's contribution to the payment adjustment by multiplying its PWL by the weight factor shown in Table 2 for that parameter.
7. Add the calculated adjustments of all the parameters together to determine the Composite PWL for the lot.
8. From Table 4, locate the value of the Pay Adjustment Factor corresponding to the calculated PWL. When all properties of a single test are within the single test tolerance of Table 2, Pay Adjustment factors shall be determined by Column B. When any property of a single test is outside of the Single Test Tolerance parameters defined in Table 2, the Material Pay Adjustment factor shall be determined by Column C.



9. For each lot, determine the final material price adjustment:

Final Material Pay Adjustment =  
(Lot Quantity) x (Item Bid Price) x (Pay Adjustment Factor) x 70%. This final pay calculation will be paid to the cent.

In lieu of being assessed a pay adjustment penalty, the Contractor may choose to remove and replace the material at no additional cost to the Department. When the PWL of any material parameter in Table 2 is below 60, the Engineer may require the removal and replacement of the material at no additional cost to the Department. Test results on removed material shall not be used in calculation of future PWL calculations for Mixture ID.

The test results from the Engineer on production that is less than 100 tons will be combined with the two most recently completed Engineer tests with the same Mixture ID to calculate payment for the lot encompassing the single test. If that cannot be accomplished, the approved JMF will be used to calculate payment for the lot encompassing the single test. Payment for previously closed lots will not be affected by the analysis.

When a sample is outside of the allowable single test tolerance for any Materials criteria in Table 2, that sample will be isolated. For payment purposes, the test result of the out of acceptable tolerance sample will be combined with the two previous acceptable samples of the same JMF and analyzed per this specification. The material that is considered out of the acceptable tolerance will only include the material within the represented sub-lot (i.e., a maximum of 500 tons). If the previous acceptable test result is from the previous production day, only the material produced on the second production day will be considered out of tolerance. All future sub lots will not include the isolated test. The pay factors for the out of tolerance sample lot will be calculated using column C of table 4.

If, during production, a QA sample test result does not meet the acceptable tolerances and the Contractors QC sample duplicates the QA sample test result, the Contractor can make an appropriate change to the mixture (within the JMF boundaries), and request to have that sample further isolated. After the Contractor has made appropriate changes, the Contractor will visually inspect each produced load. The first visually acceptable load will be sampled and tested. If that sample test result shows compliance with the specifications, the material that is considered out of the acceptable tolerance will include the material from the previous acceptable test result to the third load after the initially sampled and tested sample. If the sample does not meet the specification requirements, the Engineer will no longer accept material. Production may resume when changes have been made and an acceptable sample and test result is obtained.

Table 3 – Quality Level Analysis by the Standard Deviation Method							
PU or PL	QU and QL for “n” Samples						
	n = 3	n = 4	n = 5	n = 6	n = 7	n = 8	n = 9
100	1.16	1.50	1.79	2.03	2.23	2.39	2.53
99	-	1.47	1.67	1.80	1.89	1.95	2.00
98	1.15	1.44	1.60	1.70	1.76	1.81	1.84
97	-	1.41	1.54	1.62	1.67	1.70	1.72
96	1.14	1.38	1.49	1.55	1.59	1.61	1.63
95	-	1.35	1.44	1.49	1.52	1.54	1.55
94	1.13	1.32	1.39	1.43	1.46	1.47	1.48
93	-	1.29	1.35	1.38	1.40	1.41	1.42
92	1.12	1.26	1.31	1.33	1.35	1.36	1.36
91	1.11	1.23	1.27	1.29	1.30	1.30	1.31
90	1.10	1.20	1.23	1.24	1.25	1.25	1.26
89	1.09	1.17	1.19	1.20	1.20	1.21	1.21
88	1.07	1.14	1.15	1.16	1.16	1.16	1.17
87	1.06	1.11	1.12	1.12	1.12	1.12	1.12

86	1.04	1.08	1.08	1.08	1.08	1.08	1.08
85	1.03	1.05	1.05	1.04	1.04	1.04	1.04
84	1.01	1.02	1.01	1.01	1.00	1.00	1.00
83	1.00	0.99	0.98	0.97	0.97	0.96	0.96
82	0.97	0.96	0.95	0.94	0.93	0.93	0.93
81	0.96	0.93	0.91	0.90	0.90	0.89	0.89
80	0.93	0.90	0.88	0.87	0.86	0.86	0.86
79	0.91	0.87	0.85	0.84	0.83	0.82	0.82
78	0.89	0.84	0.82	0.80	0.80	0.79	0.79
77	0.87	0.81	0.78	0.77	0.76	0.76	0.76
76	0.84	0.78	0.75	0.74	0.73	0.73	0.72
75	0.82	0.75	0.72	0.71	0.70	0.70	0.69
74	0.79	0.72	0.69	0.68	0.67	0.66	0.66
73	0.75	0.69	0.66	0.65	0.64	0.63	0.63
72	0.74	0.66	0.63	0.62	0.61	0.60	0.60
71	0.71	0.63	0.60	0.59	0.58	0.57	0.57
70	0.68	0.60	0.57	0.56	0.55	0.55	0.54
69	0.65	0.57	0.54	0.53	0.52	0.52	0.51
68	0.62	0.54	0.51	0.50	0.49	0.49	0.48
67	0.59	0.51	0.47	0.47	0.46	0.46	0.46
66	0.56	0.48	0.45	0.44	0.44	0.43	0.43
65	0.52	0.45	0.43	0.41	0.41	0.40	0.40
64	0.49	0.42	0.40	0.39	0.38	0.38	0.37
63	0.46	0.39	0.37	0.36	0.35	0.35	0.35
62	0.43	0.36	0.34	0.33	0.32	0.32	0.32

**Table 3 – Quality Level Analysis by the Standard Deviation Method**

PU or PL	QU and QL for “n” Samples						
	n = 3	n = 4	n = 5	n = 6	n = 7	n = 8	n = 9
61	0.39	0.33	0.31	0.30	0.30	0.29	0.29
60	0.36	0.30	0.28	0.27	0.27	0.27	0.26
59	0.32	0.27	0.25	0.25	0.24	0.24	0.24

**Table 4 - PWL Pay Adjustment Factors**

PWL	Pay Adjustment Factor (%) Column B	Pay Adjustment Factor (%) Column C
100	+5	0
99	+4	-1
98	+3	-2
97	+2	-3
96	+1	-4
95	0	-5

94	-1	-6
93	-2	-7
92	-3	-8
91	-4	-9
PWL<91	PWL - 100	PWL - 100

**(b) Pavement Construction - Pay Adjustments.**

The Engineer will determine the pavement construction pay adjustment by evaluating the construction of the pavement, based on the following parameter:

- Degree of compaction of the in-place material

Using the test values for the cores, the Engineer will use the following steps to determine the pavement construction pay adjustment for each lot of work. .

1. Calculate the core bulk specific gravity values from the subplot tests values, to the nearest 0.001 unit. Obtain the Theoretical maximum Specific Gravity values from the corresponding laboratory subplot tests.
2. Calculate the Degree of Compaction:  
Degree of Compaction =  

$$((\text{Core Bulk Specific Gravity}) / (\text{Theoretical Maximum Specific Gravity})) \times 100\%$$
recorded to the nearest 0.1%.
3. The average compaction for the sublots shall be averaged together for the compaction level of the lot. The lots compaction test level shall be averaged and recorded to the nearest whole percent.
4. Locate the value of the Payment Adjustment Factor corresponding to the calculated degree of compaction from Table 5 or Table 5a.
5. Determine the pavement construction price adjustment by using the following formula:  
Construction Pay adjustment = (Lot Quantity) x (Bid Price) x (Pay Adjustment Factor) x 30%.

**Table 5: Compaction Price Adjustment Highway Locations**

Degree of Compaction (%)	Range	Pay Adjustment Factor (%)
$\geq 97.0$	$\geq 96.75$	-100*
96.5	96.26 – 96.74	-5
96.0	95.75 – 96.25	-3
95.5	95.26 – 95.74	-2
95.0	94.75 – 95.25	0
94.5	94.26 – 94.74	0
94.0	93.75 – 94.25	1
93.5	93.26 – 93.74	3
93.0	92.75 – 93.25	5

92.5	92.26 – 92.74	3
92.0	91.75 – 92.25	0
91.5	91.26 – 91.74	0
91.0	90.75 – 91.25	-5
90.5	90.26 – 90.74	-15
90.0	89.75 – 90.25	-20
89.5	89.26 – 89.74	-25
89.0	88.75 – 89.25	-30
88.5	88.26 – 88.74	-50
=<88.0	=<88.25	-100*

\* or remove and replace it at Engineer's discretion

Table 5A: Compaction Price Adjustment Other <sup>1</sup> Locations		
Degree of Compaction	Range	Pay Adjustment Factor (%)
>= 97.0	>= 96.75	-100*
96.5	96.26 – 96.74	-5
96.0	95.75 – 96.25	-3
95.5	95.26 – 95.74	-2
95.0	94.75 – 95.25	0
94.5	94.26 – 94.74	0
94.0	93.75 – 94.25	0
93.5	93.26 – 93.74	1
93.0	92.75 – 93.25	3
92.5	92.26 – 92.74	1
92.0	91.75 – 92.25	0
91.5	91.26 – 91.74	0
91.0	90.75 – 91.25	0
90.5	90.26 – 90.74	0
90.0	89.75 – 90.25	0
89.5	89.26 – 89.74	0
89.0	88.75 – 89.25	-1
88.5	88.26 – 88.74	-3
88.0	87.75 – 88.25	-5
87.5	87.26 – 87.74	-10

87.0	86.75 – 87.25	-15
86.5	86.26 – 86.74	-20
86.0	85.75 – 86.25	-25
85.5	85.26 – 85.74	-30
85.0	84.75 – 85.25	-40
84.5	84.26 – 84.74	-50
=< 84.0	=<84.25	-100*

\* or remove and replace at Engineer's discretion

<sup>1</sup> This chart is to be used for areas where the structural value of the area to be paved is less than 1.75 as determined by the Engineer. See Appendix B - Method for Obtaining Cores for Determination of Roadway Structure. This chart is applicable to rehabilitation work only; full depth construction will not be considered for Table 5a.

#### **.04 Dispute Resolution.**

Disputes or questions about any test result shall be brought to the attention of the Contractor and the Engineer within two operational days of reported test results. The following dispute resolution procedures will be used.

The Engineer and the Contractor will review the sample quality, the test method, the laboratory equipment, and the laboratory technician. If these factors are not the cause of the dispute, a third party dispute resolution will be used.

Third party resolution testing can be performed at either another Contractor's laboratory, the Engineer's laboratory, or an independent accredited laboratory. Unless otherwise mutually agreed upon by DAPA and the Engineer, the Engineer's qualified laboratory in Dover and qualified personnel shall conduct the necessary testing for third party Dispute Resolution after the Engineer has provided reasonable notice to allow the Contractor to witness this testing.

When disputes over production testing occur, the samples used for Dispute Resolution testing will be those samples the properly captured, labeled, and stored, as described in the second paragraph of the section of these specifications titled **.02 Acceptance Plan, (a) Material Production - Tests and Evaluations**. If no samples are available, the original testing results will be used for payment calculations.

Dispute Resolution samples for air void content will be heated by a microwave oven.

If there is a discrepancy between the Engineer's acceptance test result and the Contractor's test result, the Contractor may ask for the Dispute Resolution sample to be tested. The Contractor may request up to two dispute resolution samples be tested per calendar year without charge. Any additional Dispute Resolution samples run at the Contractors request where the results substantiate the acceptance test result will be assessed a fee of \$125. Any additional Dispute Resolution samples that substantiate the Contractors test result will not be assessed the fee.

When disputes over compaction core test results occur, the Engineer's acceptance core will be used for the dispute resolution sample. The Contractor will be advised on when the testing will occur as referenced above to witness the testing. The results of the dispute resolution testing shall replace all of the applicable disputed test results for payment purposes.

## **Appendix A - Repairing Core Holes in Bituminous Asphalt Pavement**

### **Description.**

This appendix describes the procedure required to repair core holes in a bituminous concrete pavement.

### **Materials and Equipment.**

The following material shall be available to complete this work:

- Patch Material - DelDOT approved High Performance Cold Patch material shall be used.

The following equipment shall be available to complete this work:

- Sponge or other absorbent material - Used to extract water from the hole.
- Compaction Hammer - mechanical (electrical, pneumatic, or gasoline driven) tamping device with a flat, circular tamping face smaller than 6 inches in diameter.

### **Construction Method.**

After core removal from the hole, remove all excess water from within the hole, and prevent water from re-entering the hole.

Place the patch material in lifts no greater than 3 inches and compact with mechanical tamping device. If the hole is deeper than 3 inches, use two lifts of approximately equal depths so that optimum compaction is achieved. Make sure that the patch surface matches the grade of the existing roadway. Make every effort to achieve the greatest possible compaction

### **Performance Requirements.**

The Engineer will judge the patch on the following basis:

- The patch shall be well compacted
- The patch surface shall match the grade of the surrounding roadway surface.

### **Basis of Payment.**

No measurement or payment will be made for the patching work. The Contractor must gain the Engineer's acceptance of the patching work before the Engineer will accept the material represented by the core.

**Appendix B - Method for Obtaining Cores for Determination of Roadway Structure**

The Contractor is responsible for obtaining cores in areas that they propose are eligible for compaction price adjustments according to Table 5a in this specification. Table 5a is not applicable for new full-depth pavement box construction. Cores submitted for this process shall be obtained according to the following process.

1. Contact Materials & Research (M&R) personnel to determine if information about the area is already available. If M&R has already obtained cores in the location that is being investigated, the contractor may opt to use the laboratory information for the investigation and not core the area on their own.
2. If M&R does not have information concerning the section of the roadway, the contractor needs to contact M&R to arrange for verification of coring operations. Arrangements shall be made to allow for an individual from M&R to be on the site when the cores are obtained. Cores will be turned over to M&R for evaluation.
3. The Contractor is responsible for providing all traffic control and repairing core holes in accordance to 401699 Appendix A - Repairing Core Holes in Bituminous Asphalt Pavements.
4. Cores are to be taken throughout the entire project for the area in question. Cores will be spaced, from the start of the project in increments determined based on field and project specifics. Cores will be evenly distributed throughout the project location. The cores will be taken in the center of the lane in question.
5. Additional cores may be taken at other locations, if surface conditions indicate that there may be a substantial difference in the underlying section. The location of these cores should be documented and submitted to M&R.
6. Cores shall be full depth and include underlying materials. If there is a stone base included in the pavement section, at a minimum 1 core must have information concerning the thickness of the base. This is determined by augering to the subgrade surface.
7. The calculations used to determine the structural capacity of the roadway is as follows. If the contractor finds, upon starting the coring process, that the areas are of greater thickness than applicable to Table 5a, they may terminate the coring process on their own and retract the request.

### Structural Number Calculations

Each pavement box material is assigned a structural coefficient based upon AASHTO design guides. The structural coefficient is used to determine the total strength of the pavement section.

Materials used in older pavement sections are assigned lower structural coefficients to compensate for aging of the materials. The coefficients used to determine the structural number of an existing pavement are:

Existing Material	Structural Coefficient
HMA	0.32
Asphalt Treated Base	0.26
Soil Cement	0.16
Surface Treatment (Tar & Chip)	0.10
GABC	0.14
Concrete	0 - 0.7*

- \* The Structural Coefficient of Concrete is dependent upon the condition of the concrete. Compressive strengths & ASR analysis are used to determine condition - contact the Engineer if this situation arises.



Newly placed materials use a different set of structural coefficients. They are as follows:

New Material	Structural Coefficient
HMA	0.40
Asphalt Treated Base (BCBC)	0.32
Soil Cement	0.20
GABC	0.14

**Example:**

Location includes placement of a 1.25" Type C overlay on 2.25" Type B. Existing roadway is cored and is shown to consist of 2" HMA on 7" GABC.

Calculation:

For the Type B lift the calculation would be:

Existing HMA	$2 * 0.32 = 0.64$
GABC	$7 * 0.14 = 0.98$
	<u>1.62</u>

For the Type C lift the calculation would be:

Newly Placed B	$2.25 * 0.4 = 0.90$
Existing HMA	$2 * 0.32 = 0.64$
GABC	$7 * 0.14 = 0.98$
	<u>2.52</u>

11/3/14

**401752 – SAFETY EDGE FOR ROADWAY PAVEMENT**

**Description:**

This work consists of the construction of safety edge(s) along bituminous concrete pavement or P.C.C. pavement in accordance with the details and notes on the Plans and as directed by the Engineer.

**Construction Methods:**

The safety edge shall not be constructed adjacent to curb or in front of guardrail sections.

In bituminous concrete pavement sections, prior to the construction of the safety edge, the fill or in situ material at the edge of pavement shall be compacted so that it is level with the top of the pavement, prior to the final surface overlay.

In bituminous concrete pavement sections, the contractor shall attach a device to the screed of the paver unit that confines the material at the end of the gate and extrudes the asphalt material in such a way that results in a compacted wedge shape pavement edge of 32 degrees (+/- 2 degrees). Contact shall be maintained between the device and the road shoulder surface. The device shall be manufactured so that it can be easily adjusted to transition at cross roads, driveways and obstructions without stopping the paver unit. The device's shape shall constrain the asphalt and cause compaction, as well as increase the density of the extruded profile.

In bituminous concrete pavement sections, the Transtech Shoulder Wedge Maker, Carlson Safety Edge End Gate or an approved equal shall be used to produce the safety edge. Contact information for these wedge shape compaction devices is listed below:

Transtech Systems, Inc.  
1594 State Street  
Schenectady, NY 12304  
1-800-724-6306  
[www.transtechsys.com](http://www.transtechsys.com)

or

Carlson Paving Products  
18425 50<sup>th</sup> Ave. E  
Tacoma, WA 98446  
1-253-278-9426  
[www.carlsonpavingproducts.com](http://www.carlsonpavingproducts.com)

or an approved equal.

In P.C.C. pavement sections, the paver screed shall be modified to provide a chamfer at the end of the P.C.C. pavement in accordance with the details and notes on the Plans, or as directed by the Engineer.

**Method of Measurement:**

Safety Edge will not be measured for payment.

**Basis of Payment:**

The cost associated with the construction of safety edge(s), including but not limited to the wedge device, preparation and compaction of the fill or in situ material, and placement of the safety edge in accordance with the Plans and Details shall be incidental to the bituminous concrete pavement or P.C.C. pavement item being placed.

10/15/2013

- 401800 - BITUMINOUS CONCRETE, SUPERPAVE, TYPE C, 115 GYRATIONS, PG 64-22  
(CARBONATE STONE)
- 401801 - BITUMINOUS CONCRETE, SUPERPAVE, TYPE C, 160 GYRATIONS, PG 64-22  
(CARBONATE STONE)
- 401802 - BITUMINOUS CONCRETE, SUPERPAVE, TYPE C, 205 GYRATIONS, PG 64-22  
(CARBONATE STONE)
  
- 401803 - BITUMINOUS CONCRETE, SUPERPAVE, TYPE C, 115 GYRATIONS, PG 70-22  
(CARBONATE STONE)
- 401804 - BITUMINOUS CONCRETE, SUPERPAVE, TYPE C, 160 GYRATIONS, PG 70-22  
(CARBONATE STONE)
- 401805 - BITUMINOUS CONCRETE, SUPERPAVE, TYPE C, 205 GYRATIONS, PG 70-22  
(CARBONATE STONE)
  
- 401806 - BITUMINOUS CONCRETE, SUPERPAVE, TYPE C, 115 GYRATIONS, PG 76-22  
(CARBONATE STONE)
- 401807 - BITUMINOUS CONCRETE, SUPERPAVE, TYPE C, 160 GYRATIONS, PG 76-22  
(CARBONATE STONE)
- 401808 - BITUMINOUS CONCRETE, SUPERPAVE, TYPE C, 205 GYRATIONS, PG 76-22  
(CARBONATE STONE)
  
- 401809 - BITUMINOUS CONCRETE, SUPERPAVE, TYPE B, 115 GYRATIONS, PG 64-22
- 401810 - BITUMINOUS CONCRETE, SUPERPAVE, TYPE B, 160 GYRATIONS, PG 64-22
- 401811 - BITUMINOUS CONCRETE, SUPERPAVE, TYPE B, 205 GYRATIONS, PG 64-22
  
- 401812 - BITUMINOUS CONCRETE, SUPERPAVE, TYPE B, 115 GYRATIONS, PG 70-22
- 401813 - BITUMINOUS CONCRETE, SUPERPAVE, TYPE B, 160 GYRATIONS, PG 70-22
- 401814 - BITUMINOUS CONCRETE, SUPERPAVE, TYPE B, 205 GYRATIONS, PG 70-22
  
- 401815 - BITUMINOUS CONCRETE, SUPERPAVE, TYPE B, 115 GYRATIONS, PG 76-22
- 401816 - BITUMINOUS CONCRETE, SUPERPAVE, TYPE B, 160 GYRATIONS, PG 76-22
- 401817 - BITUMINOUS CONCRETE, SUPERPAVE, TYPE B, 205 GYRATIONS, PG 76-22
  
- 401818 - BITUMINOUS CONCRETE, SUPERPAVE, BITUMINOUS CONCRETE BASE  
COURSE, 115 GYRATIONS, PG 64-22
- 401819 - BITUMINOUS CONCRETE, SUPERPAVE, BITUMINOUS CONCRETE BASE  
COURSE, 160 GYRATIONS, PG 64-22
- 401820 - BITUMINOUS CONCRETE, SUPERPAVE, BITUMINOUS CONCRETE BASE  
COURSE, 205 GYRATIONS, PG 64-22
  
- 401821 - BITUMINOUS CONCRETE, SUPERPAVE, TYPE C, 160 GYRATIONS, PG 64-22,  
PATCHING
- 401822 - BITUMINOUS CONCRETE, SUPERPAVE, TYPE B, 160 GYRATIONS, PG 64-22,  
PATCHING
- 401823 - BITUMINOUS CONCRETE, SUPERPAVE, BITUMINOUS CONCRETE BASE  
COURSE, 160 GYRATIONS, PG 64-22, PATCHING
- 401824 - BITUMINOUS CONCRETE, SUPERPAVE, TYPE C, 160 GYRATIONS, PG-64-22,  
WEDGE
- 401825 - BITUMINOUS CONCRETE, SUPERPAVE, TYPE B, 160 GYRATIONS, PG-64-22,  
WEDGE
  
- 401826 - BITUMINOUS CONCRETE, SUPERPAVE, TYPE C, 115 GYRATIONS, PG 64-22,  
(NON-CARBONATE STONE)
- 401827 - BITUMINOUS CONCRETE, SUPERPAVE, TYPE C, 160 GYRATIONS, PG 64-22,  
(NON-CARBONATE STONE)
- 401828 - BITUMINOUS CONCRETE, SUPERPAVE, TYPE C, 205 GYRATIONS, PG 64-22,  
(NON-CARBONATE STONE)

**401829 - BITUMINOUS CONCRETE, SUPERPAVE, TYPE C, 115 GYRATIONS, PG 70-22,  
(NON-CARBONATE STONE)**

**401830 - BITUMINOUS CONCRETE, SUPERPAVE, TYPE C, 160 GYRATIONS, PG 70-22,  
(NON-CARBONATE STONE)**

**401831 - BITUMINOUS CONCRETE, SUPERPAVE, TYPE C, 205 GYRATIONS, PG 70-22,  
(NON-CARBONATE STONE)**

**401832 - BITUMINOUS CONCRETE, SUPERPAVE, TYPE C, 115 GYRATIONS, PG 76-22,  
(NON-CARBONATE STONE)**

**401833 - BITUMINOUS CONCRETE, SUPERPAVE, TYPE C, 160 GYRATIONS, PG 76-22,  
(NON-CARBONATE STONE)**

**401834 - BITUMINOUS CONCRETE, SUPERPAVE, TYPE C, 205 GYRATIONS, PG 76-22,  
(NON-CARBONATE STONE)**

**401835 - THIN BITUMINOUS CONCRETE, SUPERPAVE, TYPE C, 115 GYRATIONS, PG 64-22**

**401836 - THIN BITUMINOUS CONCRETE, SUPERPAVE, TYPE C, 160 GYRATIONS, PG 64-22**

**401837 - THIN BITUMINOUS CONCRETE, SUPERPAVE, TYPE C, 115 GYRATIONS, PG 70-22**

**401838 - THIN BITUMINOUS CONCRETE, SUPERPAVE, TYPE C, 160 GYRATIONS, PG 70-22**

**401839 - THIN BITUMINOUS CONCRETE, SUPERPAVE, TYPE C, 115 GYRATIONS, PG 76-22**

**401840 - THIN BITUMINOUS CONCRETE, SUPERPAVE, TYPE C, 160 GYRATIONS, PG 76-22**

### **.01 Description:**

This specification shall govern the production and construction of bituminous concrete pavement. The following Subsections of the Standard Specifications shall be applicable: 401.01, 401.03 - 401.10, 401.12, and 401.13. All other subsections have been modified herein.

Payment for bituminous concrete shall be in accordance with item 401699. The Contractor shall read and thoroughly understand the requirements of the QA/QC specification as defined in item 401699. It is the responsibility of the Contractor to determine all costs associated with meeting these requirements and to include them in the per ton bids for the various Superpave bituminous concrete items. Payment adjustment factors will be calculated in accordance with the latest version of item 401699.

Bituminous concrete may be produced by one or a combination of several technologies involving asphalt foaming processes and equipment or additives that facilitate the reduction of the temperature at which the mix can be placed and satisfactorily compacted thereby permitting the mix to be produced at reduced temperatures.

### **.02 Materials:**

Use materials conforming to standard specifications 823.

Materials for bituminous concrete shall conform to the requirements of Subsections 823.01, 823.05-823.17, and 823.25 - 823.28 of the Standard Specifications and the following. If the Contractor proposes to use a combination of materials that are not covered by this Specification, the mix design shall be submitted and reviewed by the Engineer 30 calendar days prior to use.

#### **a) Asphalt Binder:**

Meet the requirements of Superpave performance-grade asphalt binder, as referenced in the Plans, according to M 320<sup>1</sup>, Table 1 and tested according to AASHTO R29 with the following test ranges:

TEST Procedure	AASHTO REFERENCE	SPECIFICATION LIMITS
Temperature, °C	M 320	Per Grade
Original DSR, $G^*/\sin(\delta)$	T 315	1.00 - 2.20 kPa <sup>1</sup>
RTFO DSR, $G^*/\sin(\delta)$	T 315	$\geq 2.20$ kPa
PAV DSR, $G^*/\sin(\delta)$	T 315	$\leq 5000$ kPa
BBR Creep Stiffness, S	T 313	$\leq 300.0$ kPa
BBR m-value	T 313	$\geq 0.300$

Note 1: The exception to M 320 is that the original DSR shall be 1.00 to 2.20 kPa

Substitution of a higher temperature grade will require prior approval by the Engineer.

The highest low temperature grade virgin binder to be used is -22.

Depending on the level of Recycled materials used, the low temperature properties, per T 313, may be different than stated in M 320 or the previous table.

**b) Recycled Materials:**

**RAP (Recycled Asphalt Pavement):** Bituminous concrete pavement mechanically processed to a homogenous consistency to be recycled through the production plant for use in a new bituminous concrete mixture.

The percentage allowance of recycled materials (recycled asphalt pavement and/or shingles) shall be controlled through the use of the Materials & Research recycled mixture program available through the Materials & Research Section. The program can be used by the Contractor to determine which materials and combinations of materials can be used to meet the specified material on the contract.

If the Contractor proposes to use a combination of materials that are not covered by this program, the mix design shall be submitted and reviewed by the Engineer.

**c) Shingles:**

**RAS (Recycled Asphalt Shingles):** Materials reclaimed from the shingle manufacturing process such as tabs, punch-outs, and damaged new shingles mechanically broken down with 100% passing the 1/2 in (12.5 mm) sieve. Shipping, handling, and shredding costs are incidental to the price of Superpave item.

Post-consumer shingles or used shingles are not acceptable. Fiberglass-backed and organic felt-backed shingles shall be kept separate. Both materials shall not be used in the same mixture at the same time. All shingles shall be free of all foreign material and moisture.

The use of Recycled Asphalt Shingles will be considered for 115 gyrations mix designs upon demonstration by the producer of adequate blending of the binder verified by laboratory testing on plant produced material.

**d) Mineral Aggregate:**

Conform to Section 805 and the following criteria. These criteria apply to the combined aggregate blend.

DESIGN ESAL'S (MILLIONS)	COARSE AGGREGATE ANGULARITY <sup>1</sup> (% MIN)		FINE AGGREGATE ANGULARITY <sup>2</sup> (% MIN)		CLAY CONTENT <sup>3</sup> (% - MIN)	FLAT AND ELONGATED <sup>4</sup> (% - MAX)
	≤ 100 MM	> 100 MM	≤ 100 MM	> 100 MM		
< 0.3	55/-	-/-	-	-	40	-
0.3 to < 3	75/-	50/-	40	40	40	-
3 to <10	85/80 <sup>5</sup>	60/-	45	40	45	-
10 < 30	95/90	80/75	45	40	45	-
30	100/100	100/100	45	45	50	10

<sup>1</sup>Coarse Aggregate Angularity is tested according to ASTM D5821.

<sup>2</sup>Fine Aggregate Angularity is tested according to AASHTO TP-33.

<sup>3</sup>Clay Content is tested according to AASHTO T176.

<sup>4</sup>Flat and Elongated is tested according to ASTM 4791 with a 5:1 aspect ratio.

<sup>5</sup> 85/80 denotes that 85% of the coarse aggregate has one fractured face and 80% has two or more fractured faces.

The following source properties apply to the individual aggregates in the aggregate blend for the proposed JMF.

TEST METHOD	SPECIFICATION LIMITS
<b>Toughness, AASHTO T96</b> Percent Loss, Maximum	40
<b>Soundness, AASHTO T104</b> Percent Loss, Maximum for five cycles	20
<b>Deleterious Materials, AASHTO T112</b> Percent, Maximum	10
<b>Moisture Sensitivity, AASHTO T283</b> Percent, Minimum	80

For any roadway with a minimum average daily traffic volume (ADT) of 8000 vehicles and a posted speed of 35 mph (60 kph) or greater, the polish value of the composite aggregate blend shall be greater than 8.0 when tested according to Maryland State Highway Administration MSMT 411 B ALaboratory Method of Predicting Frictional Resistance of Polished Aggregates and Pavement Surfaces.@ RAP shall be assigned a value of 5.0. The Contractor shall supply all polish values to the Engineer upon request.

e) **Mineral Filler:**

Conform to AASHTO M17.

f) **Warm Mix Additives:**

For any WMA technology requiring addition of any material by the producer during production, the following information will be submitted with the proposed JMF for review and approval at least 30 calendar days prior to production:

1. WMA technology and/or additive information.
2. WMA technology manufacturer's recommendation for usage.
3. WMA technology target dosage rate and tolerance envelope. Support tolerance envelope with test data demonstrating acceptable mix production properties conforming to all sections of this specification.
4. WMA technology manufacturer's material safety data sheets (MSDS).
5. Documentation of past WMA technology field application including points of contact.
6. Temperature ranges for mixing and compacting.
7. Laboratory test data, samples, and sources of all mix components, and asphalt binder viscosity-temperature relationships.

Follow the manufacturer's recommendation for incorporating additives and WMA technologies into the mix. Comply with the manufacturer's recommendation regarding receiving, storage, and delivery of additives.

If the producer performs blending of the WMA technology in their tank, a separate Quality Control plan shall be submitted by the producer to the Department for review and approval at least 30 calendar days prior to production.

g) **Anti-stripping additives**

Conform to standard specifications Section 829 and blend with the asphalt cement in accordance with this specification. Incorporate anti-stripping additives when the Tensile Strength Ratio (TSR) as determined in accordance with AASHTO T283 is less than 80 or when specified for use by the Engineer.

**.03 Bituminous Concrete Production – Quality Control**

**(a) Process Control - Material Production Quality Control.**

Submit through electronic mail a QC Plan from each proposed production plant to the Engineer; no hot-mix asphalt material will be accepted until the Engineer approves the QC Plan. This plan must be submitted to the Engineer on an annual basis for review and approval prior to material production. The Engineer will send a signed copy back to the Contractor stating that it is approved. The approved QC Plan shall govern contractor operations.

The QC Plan shall include actions that will assure all materials and products will conform to the specifications, whether manufactured or processed by the Contractor, or procured from suppliers, subcontractors, or vendors. The Contractor shall perform the inspection and tests required to substantiate product conformance to contract requirements. The Contractor shall document QC inspections and tests, and provide copies to the Engineer when requested. The Contractor shall maintain records of all inspections and tests for at least one year. The records shall include the date, time, and nature of deficiency or deficiencies found; the quantities of material involved until the deficiency was corrected; and the date, time, and nature of corrective actions taken.

In the QC Plan shall detail the type and frequency of inspection, sampling, and testing deemed necessary to measure and control the various properties of material and construction governed by the Specifications. The QC Plan shall include the following elements as a minimum:

- Production Plant - make, type, capacity, and location.
- Production Plant Calibration - components and schedule; address documentation.
- Personnel - include name and telephone number for the following individuals:
  - Person responsible for quality control.
  - Qualified technician(s) responsible for performing the inspection, sampling, and testing.
  - Person who has the authority to make corrective actions on behalf of the Contractor.
- Testing Laboratory - state the frequency of accuracy checks and calibrations of the equipment used for testing; address documentation.
- Load number of QC samples (1-10 if QA sample is not within trucks 1-10)
- Locations where samples will be obtained and the sampling techniques for each test
- Tests to be performed and their normal frequency; the following, at a minimum, shall be conducted:
  - Mixture Temperature: each of the first five trucks, and each load that is sampled for QC or acceptance testing.
  - Gradation analysis of aggregate (and RAP) stockpiles - one washed gradations per week for each aggregate stockpile; RAP: five gradations and asphalt cement contents for dedicated stockpiles

where new material is not being added; one gradation and asphalt cement content test per week for stockpiles where material is continually being added to the stockpile.

- Gradation analysis of non-payment sieves
- Dust to effective asphalt calculation
- Moisture content analysis of aggregates - daily.
- Gradation analysis of the combined aggregate cold feed - one per year per mixture.
- Bulk specific gravity and absorption of blended material - one per year per mixture.
- Ignition Oven calibration - one per year per mixture.
- Hot-Bins: one per year per mixture.
- Others, as appropriate.
- Procedures for reporting the results of inspection and tests (include schedule).
- Procedures for dealing with non-compliant material or work.
- Presentation of control charts. The contractor shall plot the results of testing on individual control charts for each characteristic. The control charts shall be updated within one working day as test results for each sublot become available. The control charts shall be easily and readily accessible at the plant laboratory. The following parameters shall be plotted from the testing:
  - Asphalt cement content.
  - Volumetrics (air voids, voids in mineral aggregates [VMA])
  - Gradation values for the following sieves:
    - 4.75 mm (#4).
    - 2.36 mm (#8).
    - 0.075 mm (#200).
  - Operational guidelines (trigger points) to address times when the following actions would be considered:
    - Increased frequency of sampling and testing.
    - Plant control/settings/operations change.
    - JMF adjustment.
    - JMF change (See 401644 Section .04(a)(1)).
    - Change in the source of the component materials.
    - Calibration of material production equipment (asphalt pump, belt feeders, etc.).
    - Rejection of material.

When any point of non-compliance with the QC plan, or material not meeting the Specifications, comes to the attention of either the Contractor or the Engineer, the other party shall be notified immediately, and the Contractor shall take appropriate corrective actions. Failure to take corrective actions immediately shall be cause for rejection of material or work by the Engineer.

The following are considered significant violations to the Contractor's QC Plan:

- Using testing equipment that is knowingly out of calibration or is not working properly.
- Reporting false information such as test data, JMF information, or any info requested by DelDOT
- Failure to perform materials testing per their approved QC Plan
- Deviating from AASHTO or DelDOT testing procedures.
- Use of any material or the use of a JMF component in a proportion that exceeds the allowable tolerance as specified in section 04(a)(1) of this specification not listed in the JMF.
- Use of the wrong PG graded asphalt.
- Failure to take corrective action per action points in the Contractors approved QC plan.

The following steps will be taken for violations listed above:

1. First offence: Written notice of violation to the Contractor
2. Second offence: Written notice of violation and forfeiture of any bonus (material production or pavement construction) payment eligibility under 401699 section .03 for that production shift.
3. Third offence: Written notice of violation, forfeiture of bonus payment eligibility, and a 5% deduction of payment based upon contract unit price in addition to any calculated pay adjustment factors per 401699 Section 03.
4. Fourth offence: Written notice of violation, forfeiture of bonus payment eligibility, 50% deduction of payment based upon contract unit price in addition to any calculated payment adjustment factor per 401699 Section 03, and immediate suspension of the Contractor until corrective actions are taken. Corrective actions shall be submitted in writing to the Engineer for approval.



The Engineer may request a meeting with the Contractor to discuss proposed changes prior to lifting suspension. Violations of Contractor QC plans shall be kept on record for a period of 1 year from the date of violation at the Central Lab.

**(b) Material Production Test Equipment.**

Establish, maintain, and operate a qualified testing laboratory at the production plant site of sufficient size and layout that will accommodate the testing operations of both the Contractor and the Engineer.

Facilities for the use of the Engineer and inspectors shall be a minimum of 600 square feet of floor space conditioned to maintain constant temperature of 77F with two windows and a door equipped with functional locks and latches, located such that plant activities are plainly visible from one window of the building. Work space shall be furnished with illumination, tables, chairs, desks, telephone, and water including drinking water, sanitary facilities, fuel, and power necessary to conduct all necessary tests.

Maintain all the equipment used for handling, preparing, and testing materials in proper operating condition. For any laboratory equipment malfunction, the Contractor shall remedy the situation within one working day or the Engineer may suspend production. In the case of an equipment malfunction, the Engineer may elect to test the material at another qualified testing laboratory while waiting for repairs to equipment.

Maintain minimum calibration records for the referenced equipment:

- SUPERPAVE<sup>R</sup> Gyratory Compactor: once every year; verified once every month by the Engineer.
- Ovens: once every three months, verified once every month.
- Vacuum Container and Gauge (Rice Bowls): once every three months, verified once every month.
- Balances and Scales: once every year, verified once every month.
- Thermometers: once a year; verified once every month.
- Gyratory Compactor molds and base plates: once every year
- Mechanical Shakers: once every year
- Sieve Verifications: once every year

All calibrations shall be documented and on file for review by the Engineer at any time.

**(c) Material Production Test Methods**

- AASHTO T312 - Preparing and Determining the Density of Hot Mix Asphalt (HMA) Specimens by Means of the Superpave Gyratory Compactor
- AASHTO T166, Method C (Rapid Method) - Bulk Specific Gravity of Compacted Hot Mix Asphalt (HMA) Using Saturated Surface Dry Specimens
- AASHTO T308 - Determining the Asphalt Binder Content of Hot Mix Asphalt (HMA) by the Ignition Method
- AASHTO T30 - Mechanical Analysis of Extracted Aggregate
- AASHTO T209 - Theoretical Maximum Specific Gravity and Density of Hot Mix Asphalt (HMA)
- ASTM D7227 - Standard Practice for Rapid Drying of Compacted Asphalt Specimens using Vacuum Drying Apparatus

**.04 Job Mix Formula (JMF)**

**Mix Design.** Develop and submit a job mix formula for each mixture according to AASHTO R35. Each mix design shall be capable of being produced, placed, and compacted as specified. Assign a unique identification number to each JMF.

**a) Development of JMF**

**Gradation:** Use the FHWA Superpave 0.45 Power Chart to define permissible gradations for the specified mixture. Type C shall be either a No.4 (4.75 mm), 3/8" (9.5 mm), or 1/2" (12.5 mm) Nominal Maximum Aggregate Size bituminous concrete. Unless otherwise noted in the Plans, the Type C shall meet the 3/8" (9.5 mm) Nominal Maximum Aggregate Size. Type B bituminous concrete shall be the 3/4" (19.0 mm) Nominal Maximum Aggregate Size and the Bituminous Concrete Base Course (BCBC) shall be the 1" (25.0 mm) Nominal Maximum Aggregate Size. Target values for percent passing each standard sieve for the design aggregate structure shall comply with the Superpave control points and should avoid the restricted zone. Percentages shall be based on the washed gradation of the aggregate according to AASHTO T11.

In addition to the results of the material requirements specified above, the following material properties shall be provided by the contractor: bulk specific gravity  $G_{sb}$ , apparent specific gravity  $G_{sa}$ , and the absorption of the individual aggregate stockpiles to be used, tested according to AASHTO T84 and AASHTO T85 and reported to three decimal places along with the specific gravity of the mineral filler to be used, tested according to AASHTO T100 and reported to three decimal places.

#### **Superpave Gyratory Compactive (SGC) Effort:**

The Superpave Gyratory Compaction effort employed throughout mixture design, field quality control, or field quality assurance shall be as indicated below. All mixture specimens tested in the SGC shall be compacted to  $N_M$ . Height data provided by the SGC shall be employed to calculate volumetric properties at  $N_i$ ,  $N_D$ , and  $N_M$ .

#### **Superpave Gyratory Compactive (SGC) Effort:**

DESIGN TRAFFIC LEVEL (MILLION ESAL'S)	$N_{INITIAL}$	$N_{DESIGN}$	$N_{MAXIMUM}$
0.3 to < 3	7	75	115
3 to < 30	8	100	160
$\geq 30$	9	125	205

**Volumetric Design Parameters.** The design aggregate structure at the target asphalt cement content shall satisfy the volumetric criteria below:

DESIGN ESAL'S (MILLION)	REQUIRED DENSITY (% OF THEORETICAL MAXIMUM SPECIFIC GRAVITY)			VOIDS-IN-MINERAL AGGREGATE (% - MINIMUM) NOMINAL MAX. AGGREGATE (MM)					VOIDS FILLED WITH ASPHALT (%)
	$N_{INITIAL}$	$N_{DESIGN}$	$N_{MAX}$	25.0	19.0	9.5	12.5	4.75	
0.3 to < 3	$\leq 90.5$	-	-	-	-	-	-	-	65.0 - 78.0
3 to < 10	-	-	-	-	-	-	-	-	-
10 < 30	-	-	-	-	-	-	-	-	-
$\leq 30$	$\leq 89.0$	96.0	$\leq 98.0$	12.5	13.5	15.5	14.5	16.5	65.0 - 75.0 <sup>1</sup>

Air voids ( $V_a$ ) at  $N_{design}$  shall be 4.0% for all ESAL designs. Air voids ( $V_a$ ) at  $N_{max}$  shall be a minimum of 2.0% for all ESAL designs.

The dust to binder ratio for the mix having aggregate gradations above the Primary Control Sieve (PCS) Control Points shall be 0.6-1.2. For aggregate gradations below the PCS Control Points, the dust to binder ratio shall be 0.8-1.6. For the No. 4 (4.75 mm) mix, the dust to binder ratio shall be 0.9-2.0 whether above or below the PCS Control Points.

For 3/8@ (9.5 mm) Nominal Maximum Aggregate Size mixtures, the specified VFA range shall be 73.0% to 76.0% and for 4.75 mm Nominal Maximum Size mixtures, the range shall be 75 % to 78% for design traffic levels  $\geq 3$  million ESALs.

#### **Gradation Control Points:**

The combined aggregates shall conform to the gradation requirement specified in the following table when tested according to T-11 and T-27.

TABLE 1

Nominal Maximum Aggregates Size Control Points, Percent Passing										
	25.0 MM		19.0 MM		12.5 MM		9.5 MM		4.75 MM	
SIEVE SIZE	MIN	MAX	MIN	MAX	MIN	MAX	MIN	MAX	MIN	MAX
37.5 MM	100	-	-	-	-	-	-	-	-	-
25.0 MM	90	100	100	-	-	-	-	-	-	-
19.0 MM	-	90	90	100	100	-	-	-	-	-
12.5 MM	-	-	-	90	90	100	100	-	100	-
9.5 MM	-	-	-	-	-	90	90	100	95	100
4.75 MM	-	-	-	-	-	-	-	90	90	100
2.36 MM	19	45	23	49	28	58	32	67	-	-
1.18 MM	-	-	-	-	-	-	-	-	30	60
0.075 MM	1	7	2	8	2	10	2	10	6	12

Note: The aggregate's gradation for each sieve must fall within the minimum and maximum limits.

#### Gradation Classification

The Primary Control Sieve (PCS) defines the break point of fine and coarse mixtures. The combined aggregates shall be classified as coarse graded when it passes below the Primary Control Sieve (PCS) control point as defined below. All other gradations shall be classified as fine graded.

PCS CONTROL POINT FOR MIXTURE NOMINAL MAXIMUM AGGREGATES SIZE (% PASSING)					
Nominal Maximum Aggregates Size	25.0 mm	19.0 mm	12.5 mm	9.5 mm	4.5 mm
Primary Control Sieve	4.75 mm	4.75 mm	2.36 mm	2.36 mm	1.18 mm
PCS Control Point	40	47	39	47	30-60

#### Plant Production Tolerances:

Volumetric Property	Superpave Criteria
Air Voids ( $V_a$ ) at (%) $N_m$	2.0 (min)
Air Voids ( $V_a$ ) at $N_{design}$ (%)	6.0 (max)
Voids in Mineral Aggregate (VMA) at $N_{design}$	
25.0 mm Bituminous Concrete Base Course	-1.5
19.0 mm Type B Hot-Mix	+2.0
12.5 mm Type C Hot-Mix	
9.5 mm Type C Hot-Mix	
4.5 mm Type C Hot-Mix	

The proposed JMF shall include the following:

Submit for approval to the Engineer the following documentation on Pinepave mixture design software prior to starting production of a new mixture:

1. Job mix formula (JMF) design of the component materials and target characteristic values for each mixture proposed for use. The component materials design shall include designating the source and the expected proportion (within 1 percent for the aggregate components and within 0.1 percent for the other components) of each component to be used in order to produce workable bituminous concrete meeting the specified properties. Recycled Asphalt Pavement (RAP) is one individual aggregate component regardless of fractionation size. Recycled Asphalt Shingles (RAS) is a separate component from RAP.
2. The JMF target characteristic values include the mixing temperature range, core temperature range for gyration, the percentage of the asphalt cement component (both total and virgin), and the percentages of the aggregate amounts retained on the sieves to be addressed by the JMF as shown in Table 1.
3. Plot of the design aggregate structure on the FHWA Superpave 0.45 power chart showing the maximum density line and Superpave control points.
4. Plot of the three trial asphalt binder contents at  $\pm 0.5\%$  gyratory compaction curves where the percent of maximum specific gravity (% of  $G_{mm}$ ) is plotted against the log base ten of the number of gyrations ( $\log(N)$ ) showing the applicable criteria for  $N_i$ ,  $N_d$ , and  $N_m$ .
5. Plot of the percent asphalt binder by total weight of the mix ( $P_b$ ) versus the following:  
  
    % of  $G_{mm}$  at  $N_d$ , VMA at  $N_d$ , VFA at  $N_d$ , Fines to effective asphalt binder ( $P_{be}$ ) ratio, and unit weight ( $\text{kg/m}^3$ ) at both  $N_d$  and  $N_m$ .
6. Summary of the consensus property standards test results for the design aggregate structure, summary of the source property standards test results for the individual aggregates in the design aggregate structure, target value of the asphalt binder content, and a table of  $G_{mm}$  of the asphalt mixture for the four trial asphalt binder contents determined according to AASHTO T209.
7. Test data with each JMF and tests performed by a Qualified Laboratory on representative materials, verifying the adequacy of the design. Refer to the specifications for each mix type in order to determine the design requirements. The JMF sieve percentage values shall conform to the ranges shown in Table 1.  
  
    For any mixture that has a 20% or greater failure rate on any combined volumetric criteria, the JMF will not be approved for use on Department contracts.
8. Provide raw material of each JMF so NCAT Ignition Oven calibration correction numbers can be established for the Engineers and Contractors ovens. The Engineer shall provide an ignition oven correction number for each JMF.

#### **.05 Approval of JMF**

The Engineer will have up to three weeks once the JMF is submitted to review the submitted information.

All submitted JMF's shall correspond to the Pinepave mixture design software. The Engineer, for evaluation of the submitted JMF, will use the first three test samples. These test results acquired during production shall be within the following range compared to the submitted JMF on the Pinepave mixture design software:  $G_{mm}$ :  $\pm 0.030$  and  $G_{mb}$ :  $\pm 0.040$

##### **a) Design Evaluation:**

The Engineer may elect to evaluate the proposed JMF and suitability of all materials through laboratory trial batches. All materials requested by the Engineer shall be provided at the contractor's expense to the Central Laboratory in Dover in a timely manner upon request. To verify the complete mixture design and evaluate the suitability of all materials, the following approximate quantities are required:

- 5.25 gal (20 liters) of the asphalt binder;
- 0.13 gal (0.5 liters) sample of liquid heat-stable anti-strip additive;

254 lb. (115 kg) of each coarse aggregate;  
 154 lb. (70 kg) of each intermediate and fine aggregate;  
 22 lb. (10 kg) of mineral filler; and  
 254 lb. (115 kg) of RAP, when applicable.

For more expeditious approval, the Contractor may undertake the following steps:

1. Submit the proper documentation on Pinepave mixture design software.
2. Produce the new mixture for a non-Department project. The Engineer will test the material, by taking three series per section 401800 03(c). The mixture will be approved by the Engineer for Department projects if the test results are within the specifications.

A new JMF is required when any of the following conditions occur:

- A change in the source of any of the aggregate component materials
- A change in the proportion of any aggregate component by more than 5.0%
- A change in the aggregate components resulting in a change in percent passing any sieve as identified in Table 1 by more than 5% of the JMF target.
- A change in the target AC content by more than 0.20% from the JMF target to maintain other Volumetric properties of the approved JMF.
- For any mixture that has a 20% or greater failure rate on any combined volumetric criteria.

Although a new JMF is not required, the Contractor shall inform the Engineer of any proposed changes to an existing JMF. The Contractor shall notify the Engineer by electronic mail of the proposed changes. This notification shall include the total change made from the approved JMF proportions, and the effective time of the change. The Engineer will reply to the proposed changes within one operational day and notify the Contractor of the effective date of the changes.

## **.06 Construction.**

### **(a) Pavement Construction Test Equipment.**

The Contractor shall furnish and use in-place density gauges, and/or coring equipment to meet the requirements of these Specifications.

### **Weather Limitations.**

Place mix only on dry, unfrozen surfaces and only when weather conditions allow for proper production, placement, handling, and compacting.

The following table of ambient temperatures for various binder grades and lift thicknesses for placement with the following parameters:

Lift Thickness (in)	PG Binder		
	76-22	70-22	64-22
1.50	50 F	45 F	40 F
2.00	40 F	38 F	35 F
3.00	32 F	32 F	32 F

- Minimum surface temperature of 32 F and
- Minimum production temperature of 275 F and
- Maximum wind speed of 8 miles per hour

Construction outside of these conditions with WMA technology will be at the discretion of the Engineer.

**Compaction:**

**(b) Pavement Construction - Process Control.**

Perform Quality Control of pavement compaction by testing in-place pavement density by the following methods.

- ASTM D2950 Standard Test Method for Density of Bituminous Concrete in Place by Nuclear Methods; the use of other density gauges shall be as per the manufacturer's recommendations.
- AASHTO T166, Method C (Rapid Method) Bulk Specific Gravity of Compacted Hot Mix Asphalt (HMA) Using Saturated Surface Dry Specimens
- ASTM D7227 - Standard Practice for Rapid Drying of Compacted Asphalt Specimens using Vacuum Drying Apparatus

Cores may be cut on the first day of paving or once after the change of a JMF for gauge calibration. The number of cores obtained for calibration purposes shall not exceed the number of QA samples obtained by the Department for payment. The Contractor may use any method to select locations for the Quality Control calibration cores.

Repair all core holes in accordance with 401699 Appendix A.

**Method of Measurement:**

Method of Measurement will be in accordance with Subsections 401.14 and 401.15 of the Standard Specifications.

**Basis of Payment:**

All work completed under this item shall be considered for full payment and subsequently modified in accordance with the procedures enumerated under 401699.

Material production quality shall be evaluated per item 401699 - Quality Control/Quality Assurance of Bituminous Concrete .03 (a) Material Production - Tests and Evaluations.

Compaction quality shall be evaluated per Item 401699 - Quality Assurance of Bituminous Concrete .03 (b) Pavement Construction - Tests and Evaluations.

10/29/2014

**720611 - FLEXIBLE DELINEATOR, PERMANENT**

**Description:**

This work consists of supplying and placing tubular markers on the road surface to help channelize traffic.

**Materials:**

Tubular markers should be predominantly orange, other colors are acceptable depending on where they are being placed. They shall be not be less than 28" high (700 mm) and 2" wide (50 mm) facing road users. They shall be made of a material that can be struck without causing damage to the impacting vehicle. For nighttime use, tubular markers shall be retroreflectorized. Retroreflectorization of 28" (700 mm) or larger tubular markers shall be provided by two 3" (75 mm) wide white or yellow bands placed a maximum of 2" (50 mm) from the top with a maximum of 6" (150 mm) between the bands.

**Construction Methods:**

The Contractor shall remove all loose debris from road surface, the road surface must be dry. The tubular marker must be anchored to the pavement using a method that is approved by the product manufacturer. There are several different methods of anchoring tubular markers, the exact method used shall be at the discretion of the project coordinator.

**Method of Measurement:**

The quantity will be measured as the actual number of tubular markers installed.

**Basis of Payment:**

The quantity of tubular markers installed will be paid for at the Contract unit price of each. Price and payment will constitute full compensation for all labor, equipment, tools, materials, and incidentals required to complete the work.

7/2/10

744500 - CONDUIT JUNCTION WELL, TYPE 6, PRECAST POLYMER CONCRETE  
744506 - CONDUIT JUNCTION WELL, TYPE 7, PRECAST POLYMER CONCRETE  
744507 - CONDUIT JUNCTION WELL, TYPE 8, PRECAST POLYMER CONCRETE  
744508 - CONDUIT JUNCTION WELL, TYPE 9, PRECAST POLYMER CONCRETE  
744509 - CONDUIT JUNCTION WELL, TYPE 10, PRECAST POLYMER CONCRETE  
744520 - CONDUIT JUNCTION WELL, TYPE 1, PRECAST CONCRETE  
744523 - CONDUIT JUNCTION WELL, TYPE 4, PRECAST CONCRETE  
744524 - CONDUIT JUNCTION WELL, TYPE 5, PRECAST CONCRETE  
744530 - CONDUIT JUNCTION WELL, TYPE 11, PRECAST CONCRETE/POLYMER LID-  
FRAME  
744531 - CONDUIT JUNCTION WELL, TYPE 14, PRECAST CONCRETE/POLYMER LID-  
FRAME  
744532 - CONDUIT JUNCTION WELL, TYPE 15, PRECAST CONCRETE/POLYMER LID-  
FRAME

**Description:**

This work consists of supplying, constructing and installing conduit junction wells as shown on the applicable Plan Sheets or Standard Construction details

**Materials:**

Concrete shall conform to Section 812, Class B of the Standard Specifications.

Castings shall conform to Section 708.05 of the Standard Specifications.

Frames and lids shall be in accordance with Sections 708 and 744 of the Standard Specifications.

All required hardware and wire for Bonding and Grounding as shown on the Standard Construction or applicable Plan details.

Types 6, 7, 8 and 10 are precast polymer concrete stackable boxes with no base.

Precast polymer concrete is reinforced by heavy-weave fiberglass with a compressive strength of 9,000-15,000 psi, impact energy of 30-72 ft. lbs. and a tensile strength of 800-1,100 psi. Precast polymer concrete should be tested according to the requirements of ASTM Method D-543, Section 7, Procedure 1 for chemical resistance.

All precast polymer concrete covers shall be the heavy-duty type with a design load of 15,000 lbs. over a 10" square. The coefficient of friction should be greater than 0.5. The precast polymer concrete cover logo shall bear the inscription "DelDOT" (Types 6, 8, and 10) or "DelDOT TRAFFIC FIBER OPTICS" (Type 7).

Types 11, 14, and 15 are precast polymer frame and lids installed on a precast concrete base. Precast polymer concrete frame and lids shall be the heavy-duty nonconductive type with a design load of 15,000 lbs. over a 10" square. The coefficient of friction should be greater than 0.5. The precast polymer concrete lid logo shall bear the inscription "DelDOT ELECTRIC"(Types 11, 14, and 15)

**Construction Methods:**

The conduit junction well shall conform to the dimensions shown on the Standard Construction or applicable Plan Details, or on the manufacturer's specifications and shall be built so as to ensure that the cast iron frame and lid or polymer concrete box and cover are set level with the surrounding surface when constructed within pavement, sidewalks, pedestrian curb ramps, etc., and set above grade and graded to drain away from the junction well when constructed in unpaved areas. More than one conduit may extend into the well and shall conform to the dimensions shown on the applicable plan sheets or Standard Construction Details. A stone base shall be built for all types of junction wells. Grounding and bonding of the units shall be performed as shown on the plans or Standard Construction details.



**Method of Measurement:**

The quantity of junction wells shall be the actual number of conduit junction wells by type, that are supplied, constructed, complete in place, and accepted, including cast iron frames and lids with grounding lugs, precast polymer concrete frame and covers, or precast polymer concrete covers, stone base, bonding, grounding, and splicing if required. Frames and lids or precast polymer concrete covers must be installed prior to acceptance of this item.

Payment for all conduits extending into the junction well shall be included in the items for conduit installation.

The length of ALL conduits within a junction well shall conform to the Standard Construction or applicable Plan Details or as directed by Engineer. Payment for cutting existing conduit as directed by Engineer, where a junction well is replaced with a larger type of junction well is included in the bid price. The removal and replacement of cables within the conduits to be shortened shall be handled under other items of this contract.

**Basis of Payment:**

Payment for conduit junction wells as measured above shall be made at the Contract unit price per each junction well of the type indicated, completely installed and constructed, including excavation, backfilling, and stone base. Price and payment will constitute full compensation for all labor, equipment, tools, and incidentals required to complete the work.

2/29/12

- 744533 - FURNISH & INSTALL FRAME AND LID FOR JUNCTION WELL, TYPE 1  
744534 - FURNISH & INSTALL FRAME AND LID FOR JUNCTION WELL, TYPE 4  
744535 - FURNISH & INSTALL FRAME AND LID FOR JUNCTION WELL, TYPE 5  
744536 - FURNISH & INSTALL PRECAST POLYMER COVER FOR JUNCTION WELL, TYPE 6  
744537 - FURNISH & INSTALL PRECAST POLYMER COVER FOR JUNCTION WELL, TYPE 7  
744538 - FURNISH & INSTALL PRECAST POLYMER COVER FOR JUNCTION WELL, TYPE 8  
744539 - FURNISH & INSTALL PRECAST POLYMER COVER FOR JUNCTION WELL, TYPE 9  
744540 - FURNISH & INSTALL PRECAST POLYMER COVER FOR JUNCTION WELL, TYPE 10  
744541 - FURNISH & INSTALL FRAME AND LID FOR JUNCTION WELL, TYPE 11  
744542 - FURNISH & INSTALL FRAME AND LID FOR JUNCTION WELL, TYPE 14  
744543 - FURNISH & INSTALL FRAME AND LID FOR JUNCTION WELL, TYPE 15

**Description:**

This work consists of furnishing and installing cast iron frames and lids or precast polymer concrete covers for existing junction wells only. The item shall not be used when furnishing new junction wells as the frames and lids are included in the price for the new units. The frames and lids are as shown on the Standard Construction or applicable Plan Details. The work includes furnishing and installing all required materials and hardware to properly ground the unit, including wire and splicing if required and as shown on the Standard Construction or applicable Plan Details.

**Materials:**

Castings for frames, lids, and 1/2" dia. x 1 1/4" grounding lugs shall conform to Section 708.05 of the Standard Specifications and Standard Construction Details or applicable Plan Details.

Precast polymer concrete covers shall be reinforced by heavy-weave fiberglass. All precast polymer concrete covers shall be the heavy-duty type with a design load of 15,000 lbs. over a 10" square and a coefficient of friction greater than 0.5. The precast polymer concrete cover logo shall bear the inscription "DelDOT Traffic" for Types 6, 8, and 10 and "DelDOT Traffic Fiber Optics" for Type 7. The precast polymer concrete cover Type 11, 14, and 15 logo shall bear the inscription "DelDOT ELECTRIC".

Material for Grounding, bonding, and all related hardware and wire (including splicing if required) shall be as shown on the Standard Construction or applicable Plan Details.

**Method of Measurement:**

The quantity of spare frames and lids or precast polymer concrete covers shall be the actual number of frames and lids or precast polymer concrete covers by type furnished, installed, bonded, grounded and accepted.

**Basis of Payment:**

The item shall be paid for at the Contract unit price per each. Price and payment will constitute full compensation for all labor, equipment, tools, and incidentals required to complete the work.

2/29/12

**744544 – ADJUST OR REPAIR EXISTING CONDUIT JUNCTION WELL**

**Description:**

This work consists of adjusting or repairing existing conduit junction wells, including furnishing all materials, in accordance with this specification, notes and details on the applicable Plans, the Standard Construction Details, and as directed by the Engineer. If Bonding and Grounding of the unit is required, that work will be paid for under “Bonding and Grounding Existing Junction Well”.

**Materials:**

Portland cement concrete shall conform to the requirements of Section 812, Class B.  
Mortar shall conform to the requirements of Section 611.  
Brick shall conform to the requirements of Section 611.  
Concrete block shall conform to the requirements of Section 819.

**Construction Methods:**

Repair of conduit junction wells includes repairing/patching the masonry walls and resetting existing frames and lids or precast polymer concrete covers.

Adjusting involves raising the elevation of the frame and lid to match the grade of the surrounding area.

**Method of Measurement:**

The quantity of conduit junction wells adjusted or repaired will be measured as the actual number of conduit junction wells adjusted or repaired and accepted. If a new frame and lid or precast polymer concrete cover is needed, it will be supplied under a separate item.

**Basis of Payment:**

The quantity of conduit junction wells will be paid for at the Contract unit price per each junction well. Price and payment will constitute full compensation for excavating, backfilling, compacting and disposing of excess materials, for furnishing and placing all materials and for all labor equipment, tools and incidentals required to complete the work.

2/29/12

- 745601 – FURNISH & INSTALL UP TO 3” FLEXIBLE METALLIC-LIQUIDTIGHT CONDUIT**
- 745602 - FURNISH & INSTALL UP TO 4” SCHEDULE 80 HDPE CONDUIT (BORE)**
- 745603 - FURNISH & INSTALL UP TO 4” SCHEDULE 80 PVC CONDUIT (OPEN CUT)**
- 745604 - FURNISH & INSTALL UP TO 4” SCHEDULE 80 PVC CONDUIT (TRENCH)**
- 745605 - FURNISH & INSTALL UP TO 4” SCHEDULE 80 PVC CONDUIT (ON STRUCTURE)**
- 745606 - FURNISH & INSTALL UP TO 4” GALVANIZED STEEL CONDUIT (TRENCH)**
- 745607 - FURNISH & INSTALL UP TO 4” GALVANIZED STEEL CONDUIT (BORE)**
- 745608 - FURNISH & INSTALL UP TO 4” GALVANIZED STEEL CONDUIT (OPEN CUT)**
- 745609 - FURNISH & INSTALL UP TO 4” GALVANIZED STEEL CONDUIT (ON STRUCTURE)**
- 745610 - FURNISH & INSTALL UP TO 4” NONMETALLIC POLE RISER SHIELD**

**Description:**

Furnish and install HDPE, PVC, or Galvanized steel conduits of any size less than or equal to 4 inches in diameter (3 inches or less for Flexible Metallic Liquidtight Conduit) as described below.

**Materials:**

All conduits shall be UL listed.

**HDPE Conduit** - 4" or less diameter, high density polyethylene (HDPE) schedule 80, smooth wall conduit with permanently pre-lubricated lining, meeting ASTM D2447, ASTM D3035 and NEMA TC7 specifications.

**PVC Conduit** - 4" or less diameter, schedule 80 rigid polyvinyl chloride (PVC) conduit, meeting Commercial Standard CS-272-65 (PVC), ASTM D-1785 and U.C. Standard 651 specifications.

**Galvanized Steel Conduit** - 4" or less diameter, rigid galvanized steel conduit meeting National Electric Code 2002, Article 344.

**Nonmetallic Pole Riser Shield** – 4” diameter or less nonmetallic pole riser shield with belled ends meeting NEMA TC-19 specifications.

**Flexible Metallic-Liquidtight Conduit** – meets National Electric Code 2002, Article 350

**Weatherhead for galvanized or PVC conduit** – material shall match the adjoining conduit

**Insulated grounding bushing with knockouts** - meet or exceed UL 514 B

**Condulets for conduit sizes** - material shall match the adjoining conduit

**Anchors** - A 307, Galvanized per A 153

**One hole conduit hangers** - Steel City Series 6H or 6H-B, CADDY CD3B Rigid Conduit Hanger, or approved equal

**End caps** - material shall match the adjoining conduit

**LONG sweep sections for conduit sizes** - material shall match the adjoining conduit, and shall be manufactured 90 degree sweeping bends.

**Construction Methods:**

**General Installation Requirements** - The Department has the right to reject any installation method proposed for a given work site. PVC shall not be installed under existing pavement unless it is on a continuous roll or with the Engineer’s written approval.

Conduit installed underground shall be installed in a straight line between terminal points. In straight runs, junction well spacing shall be no more than 600 feet for fiber optic conduit or no more than 300 feet for copper in conduit, or as directed by the Engineer. If bends are required during installation, they must be manufactured sweeping bends. The Engineer will be consulted before any bends are installed to ensure that the proper arc is provided.

Conduit shall have a minimum cover as measured from the finished grade of 24 inches and a maximum cover of 48 inches.

The opening shall be filled half way with the cover material, and tamped down firmly before filling in the remainder of the opening. Additional lifts shall be used as required to install the metallic warning tape at the specified depth. All cover material shall be free of rocks, debris, vegetation or other deleterious material that may damage the conduit. An underground utility warning tape shall be installed as specified in this section and the remainder of the fill shall be added, tamping down the top layer.

Conduit not terminated to a base or in a junction well shall be terminated 2 feet beyond the edge of the pavement unless otherwise directed by the Engineer, and properly capped. Tape is NOT an approved method. Conduit shall not extend more than 3 inches inside a junction well. See Standard Construction Details or applicable Plan Details for typical methods of termination.

All underground conduits shall be marked in the ground with a metallic warning tape. The marking tape shall be buried directly above the conduit run that it identifies, at a depth of approximately 12 inches below final grade. The tape identifying ALL conduits shall be at least 6 inches wide, and have a minimum thickness of 3 mils and 500 percent elongation.

The color of the metallic warning tape identifying fiber optic cable should be bright orange (preferably AULCC orange), and shall read "WARNING - OPTICAL CABLE" or other wording approved by the Engineer that conveys the same message. The color of the tape identifying all other cables shall be bright red, and shall read "WARNING —BURIED ELECTRIC BELOW" or other wording approved by the Engineer that conveys the same message.

Using conduit tools, rigid metallic conduit shall be cut, reamed, and threaded. The thread length shall be as necessary to ensure that the sections of conduits when screwed into a coupling and tightened correctly will butt together and the joint will be watertight. A three-piece threaded union, as approved by the Engineer, shall be used to join two threaded lengths of conduit in the case where a standard coupling will not work. A threaded union shall not be used in a conduit run that is to be driven. At no time is a threadless coupling or a split-bolt coupling to be used for direct buried conduit.

All lengths of HDPE conduit shall be connected with irreversible fusion couplings. Mechanical and removable couplings will not be accepted.

All lengths of PVC conduit shall be connected by one conduit end fitting inside the flared end of the other conduit section. If this is not possible, then a coupling may be used. Regardless of how connection is made, all joints shall be sealed with the appropriate epoxy to ensure that the two conduit pieces bond to one another to form a solid waterproof link. Using conduit tools, the conduit shall be cut and prepared. If approved by the Engineer, a coupler module may be used where conduit segments do not align properly to allow the flared end of one conduit segment to mate with the normal end of the other segment.

Sealed end caps (with knockouts if empty) shall be placed on the ends of all conduits, after compressed air has been used to clear all foreign matter.

If not already pre-installed by the manufacturer, a polyester or polypropylene pulling rope or tape (fish wire) with a minimum rated strength of 1250 pounds shall be installed in each conduit for future use. In instances where the Contractor installs the cable, the fish wire may be eliminated.

All PVC and HDPE conduits shall have a continuous metallic trace wire installed for the entire length of the conduit run for all fiber installations.

**Installation Of Conduit Under Existing Pavement, Directional Bore -**

Directional bore shall be used for installation of conduits under existing pavement with a conduit diameter not less than 1-1/2". The size of a bore shall not exceed the outside diameter of the conduit by more than 1 inch. If it does, cement grout shall be pumped into the void. **Only HDPE and/or Galvanized Steel conduit may be installed by Directional Bore methods.**

**Installation Of Conduit Under Existing Pavement, Open Cut -**

Installation by sawcutting the full pavement depth and removing the existing pavement with an excavator or by hand methods, shall be used only for conduits not less than 1-1/2" diameter. The Engineer must first approve all open cutting of roadways. The width and length of open cut and patch restoration materials shall be as shown on the plan details. The Contractor shall be responsible for the removal of all cut pavement and surplus excavation, and for the replacement and correction of any damaged pavement outside the sawcut limits after the conduit(s) are installed. Asphalt pavement, concrete, base course, sawcutting, and/or borrow from an outside source as required to restore the roadway will be paid for separately under their respective bid items.

**Installation Of Conduit Under New Pavement, Unpaved Trench -**

Trenching or other approved method shall be used for installation of conduit in unpaved trench or under new pavement. Backfill in conduit trenches shall be compacted thoroughly as it is being placed. At the discretion of the Engineer, sod, that must be removed for the placement of conduit, shall be removed either by the use of an approved sod cutter and then replaced, or 6 inches of topsoil shall be placed and the surface seeded in accordance with Section 908 - Seeding. In areas where new pavement is to be placed or in areas where total reconstruction is taking place, sodding or seeding may not be required by the Engineer. Sodding and/or topsoil from an outside source if required will be paid for separately under their respective bid items. Seeding is considered incidental to the conduit item.

**Installation Of Conduit On Structure -**

Conduit installed on structure shall consist of drilling anchors into concrete, brick, stone, steel or wood and mounting the conduit with the proper clamps or hangers. The conduit shall be attached to the structure by use of one-hole conduit hangers and approved anchors not more than 36 inches apart. Any 90-degree turns in the conduit run shall be accomplished by placing the proper size and type manufactured sweeping bends for the application needed.

**Installation of Nonmetallic Riser Shield or Flexible Metallic Liquidtight Conduit -**

Riser Shield and/or Flexible Metallic Liquidtight Conduit installed on wood poles, metal poles, structures, and/or mast arms shall be installed in a straight line. The conduit, when attached to poles, shall be attached with 2-hole straps spaced not more than 36 inches apart with the top-most strap being 12 inches from the weatherhead and the lower-most being 12 inches from the conduit. A weatherhead matching the diameter of the conduit shall be installed on the upper end of the conduit. A conduit of the same size as the conduit being installed, but not smaller than 2 inches shall be placed 48 inches above finished grade. Install two, 2-hole straps of the proper size, evenly spaced below the conduit. Nonmetallic pole risers (U-guard) shall be installed on poles to allow interduct to be connected directly to messenger cable. The underground conduit shall be as close to the base of the pole as possible. If the nonmetallic pole riser or metallic liquidtight conduit is not the same size as the conduit, an adapter shall be used at no additional cost to the Department. The nonmetallic pole riser or metallic liquidtight conduit shall be attached to the pole with 1/4" x 1-1/2" galvanized lag bolts with washers. Lag bolts will be used every 36 inches on BOTH sides of the nonmetallic pole riser or liquidtight conduit, and in the top most and bottom most set of slots. Flexible metallic liquidtight conduit shown on the plans to be installed on mast arms or on metal structure shall also include stainless steel banding placed at a maximum of 5 feet intervals.

**Method of Measurement:**

The quantity of conduit or riser shield installed as specified, shall be measured as the number of linear feet of each conduit or riser shield installed as specified, complete in place, and accepted.

The length of each conduit installed under existing pavement by a directional bore or by open cutting the pavement shall be measured along the path of the bore or open cut, from the point that cannot be trenched to the point that trenching can resume. The length of any conduit that is reduced or divided (with a junction well or conduit body) shall be measured as part of the larger conduit.

**Basis of Payment:**

The quantity of conduit or riser shield will be paid for at the Contract unit price per linear foot. Price and payment shall include full compensation for furnishing all conduit and/or riser shield materials, equipment, labor, and incidentals necessary to complete the item.

For conduit installed by Directional Bore, the linear foot payment also includes excavation and backfilling for Bore Equipment, placing the conduit, caps if required, and all other requirements and incidentals listed in the body of this specification.

For conduit installed by Open Cutting existing pavement, the linear foot payment also includes excavating, backfilling, placing the conduit, disposal of excess materials, and all other requirements and incidentals listed in the body of this specification.

For conduit installed in an Unpaved Trench, the linear foot payment also includes excavating, removal of sod if required, backfilling, placing the conduit, disposal of excess materials, replacing excavated on-site sod if required, seeding if required, and all other requirements and incidentals listed in the body of this specification. Sod and/or topsoil furnished from an outside source, will be paid for separately.

For conduit installed on a structure, the linear foot payment also includes furnishing and installing anchors and hangers, removal of excess materials, and all other requirements and incidentals listed in the body of this specification.

For riser shield or flexible metallic conduit installed on poles, mast arms, or structures the linear foot payment also includes furnishing and installing straps, weatherhead, conduit, lag bolts and washers, any other required mounting hardware, and all other requirements and incidentals listed in the body of this specification.

7/20/15

**746614 - POLE BASE EXTENSION**

**Description:**

This work consists of furnishing and installing all materials necessary to increase the vertical dimension of the pole base. The extension shall consist of reinforced concrete to a depth in accordance with the notes and details in the Contract Documents and as directed by the Engineer.

**Materials:**

The concrete for pole base extensions shall conform to Section 812, Class B of the Standard Specifications.

Bar reinforcement shall meet the requirements of Section 603 Grade 60 of the Standard Specifications.

Ground rods shall be copper clad, approved by the Underwriter's Laboratory and be supplied with approved clamps for connecting the grounding conductor to the rod.

All applicable requirements of Section 746 of the Standard Specifications shall govern and be supplemented by notes and details on the plans.

**Construction Methods:**

Where pole bases are required to extend to a depth greater than that given on Standard Construction Details, they shall be extended as directed by the Engineer.

Reinforcing bars shall be extended in a pattern that complies with the Standard Drawings and matches the pattern of the pole base being extended using continuous vertical bars and is in accordance with Section 603.07 of the Standard Specifications.

The pole base extension shall include a longer length ground rod so that a minimum of 8 feet of rod is driven into undisturbed earth and 8 inches is above the final grade of the pole base.

**Method of Measurement:**

The quantity of pole base extension will be measured by the cubic feet of concrete required to increase the vertical dimension from the standard depth to the increased depth. The volume will be measured by multiplying the vertical increase in depth by the cross-sectional area of the standard pole base. Reinforcement bars, excavation and backfilling will be incidental to this item and included in the unit price bid.

**Basis of Payment:**

The quantity of pole base extensions will be paid for at the Contract unit price per cubic foot of pole base extension. Price and payment will constitute full compensation for furnishing and placing all materials including bar reinforcement, ground rod as required, excavation, and backfilling; and for all labor, equipment, tools, and incidentals required to complete the work.

9/30/15



**746843 - POLE BASE, TYPE 1**  
**746844 - POLE BASE, TYPE 2**  
**746845 - POLE BASE, TYPE 2A**  
**746846 - POLE BASE, TYPE 2B**  
**746847 - POLE BASE, TYPE 3**  
**746848 - POLE BASE, TYPE 3A**  
**746849 - POLE BASE, TYPE 3B**  
**746850 - POLE BASE, TYPE 4A**  
**746851 - POLE BASE, TYPE 4B**  
**746852 - POLE BASE, TYPE 6**

**Description:**

This work consists of constructing and furnishing round or square pole bases Types 1, 2, 2A, 2B, 3, 3A, 3B, 4A, 4B, and 6 for poles in accordance with the Standard Construction Details and at locations as directed by the Engineer.

**Materials:**

The concrete for pole bases shall conform to Section 812, Class B.

Bar reinforcement shall meet the requirements of Section 603 Grade 60.

Ground rods shall be copper clad, approved by the Underwriter's Laboratory and be supplied with approved clamps for connecting the grounding conductor to the rod.

Conduit for sweeps shall meet the requirements for galvanized rigid steel conduit in Section 745.

Anchor bolts will be supplied by the same entity that supplies the poles.

"Drop-in" Expansion Anchors and Bolts for Type 4A Pole Bases shall be provided by the Contractor. The anchors shall be stainless steel and shall accept ½" diameter stainless steel bolts. Anchors shall be Concrete Fastener Systems Model DIS 12, Hilti HDI SS 303, or approved equal.

**Construction Methods:**

The bases shall conform to the dimensions as indicated on the Standard Construction Details. A ground rod shall be installed as shown. A minimum of 8 feet of the ground rod must be driven into undisturbed soil.

If a utility or a right-of-way conflict is found when a Type 2 or Type 3 base is specified in the Plans, an alternate base of equivalent strength may be used as directed by the Engineer. A Type 2 base has two equivalents, namely Types 2A and 2B. A Type 3 base has two equivalents, namely Types 3A and 3B.

Though the contract calls for the use of a round pole base, the Contractor may use a square base at its discretion.

The end of the conduit sweeps in the ground shall be extended outside the concrete and any forms or sheeting by 12 inches and capped or connected to the existing conduit. If the conduit is to be capped underground for future use, it must be sealed with a galvanized threaded conduit plug. Tape is NOT an approved conduit plug. The location of the conduits shall be marked on the base with arrows drawn in the wet concrete within 6 inches of the outer edge.

Excavation for the pole bases may not exceed the dimension of the foundation by more than 12 inches in any one direction. If a form is used in the excavation more than 18 inches below the ground surface, it is necessary that the area between the form and excavation be filled with Borrow Type C and tamped on all sides in continuous, horizontal layers not to exceed 68 inches in depth, loose measurement.

Where a pole base is to be placed in existing concrete pavement such as a sidewalk, the concrete shall be saw cut in a square pattern or removed to the nearest joint. In other pavement material, a round hole may be cut using an appropriate tool. Any damage to the existing pavement shall be repaired at the Contractor's expense and shall meet the approval of the Engineer. Any removal or replacement of any type of pavement under this item shall be an incidental cost to this item.

The bases shall be edged and have a broom finish.

Where water or highly unstable material is encountered during the excavation for the pole base, pole base sheeting may be required and the following steps shall apply:

1. The condition exists in the upper half of the excavation. Stop all work until the Bridge Design Section reviews the condition.
2. The condition exists below the upper half of the excavation:
  - a. For a proposed Type 4A or 4B Base, increase the depth to 4 feet.
  - b. For a proposed Type 1, 2, or 3 Pole Base, substitute a Type 3A Pole Base for all but a Type 3B Pole Base. The depth of the base shall be as determined in (d) below, or 9 feet, whichever is greater.
  - c. For a proposed Type 6 Pole Base, substitute a Type 2 Pole base and increase the depth in accordance with (d) below.
  - d. Determine the depth of the base, which would be in the unsatisfactory area. Multiply that depth by 0.7 and add the result to the original required depth of the base to obtain the final depth of the base. The reinforcing bars shall be extended using the required pattern to match the final depth in accordance with the requirements of Section 603.07 of the Standard Specifications.

#### **Method of Measurement:**

The quantity of pole bases will be measured as the actual number of bases constructed, complete in place and accepted. Concrete, excavation and backfilling around the base, ground rods, and the two conduit sweeps in the base are included in this item.

Should excavated material be unsuitable for trench backfill, the Contractor shall furnish material meeting the requirements of Borrow, Type C from other excavations or from borrow sites within the contract limits. Payment will be made using the item under which the material was initially excavated. Hauling, placement, and compaction are incidental to the item being backfilled.

Payment for any additional sweeps shall be paid for separately under the appropriate conduit items. The Contractor's use of square base rather than a specified round base shall not result in any additional cost to the Department.

#### **Basis of Payment:**

No payment will be made for backfill material meeting Borrow, Type C requirements that is placed outside of the vertical plans located 18" outside of the neat line perimeter of the vertical face of the pole base foundation.

Any increase in the vertical dimension required herein shall be paid for separately under Item 746614, Pole Base Extension; another item of this contract.

The quantity of pole bases will be paid for at the Contract unit price for each pole base type. If an alternate pole base type is selected by the Engineer, payment will be the Contract unit price for the alternate selected. Price and payment will constitute full compensation for furnishing and placing all materials including concrete, ground rods, and a minimum of two conduit sweeps extending into the base; for excavating, backfilling and compacting around the base; for repairs to damaged existing pavement; for removal or replacement of pavement; and for all labor, equipment, tools, and incidentals required to complete the work.

**746924 - FURNISH & INSTALL LOOP WIRE 1-CONDUCTOR #14 AWG ENCASED IN 1/4" FLEXIBLE TUBING IN A LOOP SAWCUT**

**Description:**

Sawcut and seal existing pavement, furnish and install loop detector wire, aluminum shielded "home-run" cable, as shown on the Plans.

**Materials:**

1. **1-conductor #14 AWG Cable in 1/4" Flexible Tubing** - shall consist of cable preinstalled in a polyethylene (PE) plastic duct meeting IMSA 51-5. Cable shall be rated for 600 volts. The cable shall have a temperature tolerance range of at least - 65 to + 176 degrees Fahrenheit. The conductor is AWG #14 stranded copper. Outside diameter of the cable is 0.25 inches. Referred to as "loop wire"
2. **2-conductor #14 AWG Aluminum Shielded Cable** – see specifications for furnish and install cable. Referred to as "home-run cable".
3. **Flexible embedding sealer** - a cold poured, resilient type epoxy joint sealer, Bondo P 606 or Duracote D115 for concrete or asphalt pavement or E Poxy Industry 36 1 for concrete or E Poxy Industry 11 1 for asphalt pavement, or approved equal. A sealer accelerant or retarder may be added per the manufacturers specifications.
4. **Backer Rod** - 5/8" closed cell foam
5. **Tape** – Vinyl electrical tape shall have a PVC base with rubber based pressure sensitive adhesive. The tape shall be a minimum 7 mils thick and be UL listed and marked per UL Standard 510 as flame retardant and cold resistant. It shall be compatible with synthetic cable insulations, jackets and splicing compounds and rated for wire and cable splices up to 600-volts.
6. For splices in Junction Well (see plan detail):
  - a. Dual Wall Heat Shrink Tubing – Heat-shrink tubing shall be medium or heavy wall thickness, irradiated polyolefin tubing containing an adhesive mastic inner wall. Minimum wall thickness prior to contraction shall be 40 mils. When heated, the inner wall shall melt and fill all crevices and interstices of the object being covered while the outer wall shrinks to form a waterproof insulation. Each end of the heat-shrink tube or the open end of the end cap of heat-shrink tubing shall, after contraction, overlap the conductor insulation at least one and one-half inches. Heat-shrink tubing shall conform to the requirements in UL Standard 468D and ANSI C119.1, for extruded insulated tubing at 600 V.
  - b. Soldering iron with Rosin Core solder
  - c. Splicing Kit- In-line barrel type design, resin encapsulating compound kit with UL486 rating. Suitable for use in wet or direct buried locations. Resin encapsulating compounds shall be acceptable for use at 16 degrees C.

**Construction Methods:**

**Loop Wire Installation:**

The pavement saw cut shall be 5/8" wide and up to 3 1/2" deep. It shall be "wet-cut" in the directions and sizes specified on the Plans, Standard Details or as directed by the Engineer. Contractor shall remove sharp edges in the saw cut and round the corners.

The saw cut shall be blown out with compressed air to remove all dust, water and particles of loose material prior to sealing.

The loop detector wire will then be installed using blunt tools so as to prevent damage to the polyethylene outer cover. One end of a loop detector wire shall be tagged to indicate start ("S"). A 5/8" backer rod will be placed into the bottom of the saw cut as needed to secure the wiring within the saw cut. All loop detector wires shall be laid in saw cuts in a clockwise rotation beginning with "S". The Engineer may require a High Voltage Ground Test with a 500 VDC megger after the loop detector installation is complete and prior to sealing saw cuts. If the resistance to ground is less than 100 megohms, this work will be rejected.

A sealer and sealer accelerant or retarder (if necessary) shall be applied in accordance with the manufacturer's directions and protected from traffic until it has set. A minimum of 1 inch of sealer shall be installed on top of the loop detector wire and finished flush with the pavement. Drilled holes in the pavement shall also be sealed. Two loop detector wires shall be installed in a saw cut from the loop to the edge of the road. These two wires shall then extend from the end of the saw cut to a junction well (see Plan Details). Wires shall be parallel, twisted a minimum of 5 wraps per foot, and taped every 12" to 18" from the end of the saw cut to a junction well up to the splice. The loop detector wire shall be installed between the end of the saw cut and junction well through a penetration created by a 1 1/2" rotary drill as directed by the Engineer.

The loop detector wire shall be continuous and without splices from the junction well, through the saw cuts and conduit.

**Home-run Wire Installation** - refer to furnish and install cable specifications and conduit installation specifications. Refer to plans for details.

**Splicing** – splices between the loop detector wire and home-run cable shall be done in accordance with the plan details.

Conductors to be soldered shall be placed side by side with the exposed copper aligned. The copper shall then be twisted clockwise with pliers until a good mechanical connection is affected. The splice shall be coated with flux, heated with a soldering iron, and rosin core soldered in a manner that minimizes insulation damage. After each soldered connection is completed, it shall be properly insulated with heat shrink tubing.

After the electrical and mechanical connection is completed and before the splicing kit is applied, a test shall be made by the Contractor to ensure that all circuits are complete. An approved splice kit shall be installed as per manufacturer's instructions. A continuity test will be performed at the cabinet by the Department technician after the splicing kit is applied. The Department will be notified of the test results. If the continuity test fails the Contractor shall remake the splice and/or loop at his own expense.

If a splice is found to be faulty within 90 calendar days of installation, it shall be the Contractor's responsibility to remake the splice at his own expense.

**Method of Measurement:**

The quantity of loop detector wire to be measured under this item shall be the number of linear feet of sawcut in which loop detector wire is installed, sealed, tested, and accepted. Sealer, sealer accelerant or retarder shall be incidental to this item. Loop detector wire routed through the rotary drill penetration is considered incidental to the cost of the loop installation. Conduit and associated home-run cable between the junction well and cabinet will be measured and paid for under their respective items, separate from this specification. Splicing of the loop detector wire to a home-run cable in a junction well shall be incidental to the cost of the loop wire.

**Basis of Payment:**

The quantity of loop detector wire supplied and installed will be paid for at the Contract unit price per linear foot, determined by measuring the footage of sawcut described above. Price and payment shall constitute full compensation for "wet"-sawcutting, furnishing and placing all materials including loop detector wire, backer rod, sealer, and for all labor, equipment, tools, splicing in the junction well, and incidentals necessary to complete this item. The price bid per linear foot of sawcut with Loop Wire shall include drilling required for installation, concrete and pavement patching, sealing the conduit ends, internal bushings shown on the plans, and all incidentals necessary to complete the item.

7/18/14

**747514 - CABINET BASE TYPE F**  
**747515 - CABINET BASE TYPE M**  
**747516 - CABINET BASE TYPE P**  
**747517 - CABINET BASE TYPE R**

**Description:**

This work consists of constructing cabinet base Type F, M, P and R in accordance with the Standard Construction Details or applicable Plan Details and at locations as directed by plans or the Engineer.

**Materials:**

Class B Concrete  
3/4" x 10' sectional copperclad steel ground rods  
5/8" Zinc plated or Stainless Steel Drop-in Anchors manufactured by Hilti Systems, Concrete Fastening Systems, or approved equal  
5/8" x 1-1/2" galvanized hex bolts  
3/4" acorn type ground clamps  
PVC conduit sweeps

**Construction Methods:**

The base shall conform to the dimensions as indicated in the cabinet base detail on the Standard Construction Details or applicable Plan Sheets. A concrete collar is only required when installed in earth areas or as directed by the engineer. Conduits entering the base must enter only in the designated area. A minimum distance of 1 inch shall be maintained between conduits and a minimum distance of 2 inches between conduits and the ground rods.

A minimum of 8 foot of the ground rods must be driven into undisturbed soil through the 2 inch PVC sleeve. The PVC sleeve shall be driven into the ground so that the top of the sleeve will be flush with the concrete when the base is poured.

**Method of Measurement:**

The quantity of cabinet bases will be measured as the number of bases constructed in accordance with these specifications, complete in place, and accepted.

All conduit sweeps extending into the cabinet base as shown on the Plans or Standard Details as applicable shall be included in the price for each cabinet base..

**Basis of Payment:**

The quantity of cabinet bases will be paid for at the Contract unit price per each. Price and payment will constitute full compensation for all concrete, ground rods, labor, equipment, tools, conduit sweeps, and incidentals required to complete the work as shown on the standard details or applicable plan sheets.

10/9/2012

**748502 - RAISED/RECESSED PAVEMENT MARKER**

**Description:**

This work consists of furnishing and installing raised/recessed pavement markers in accordance with the Plans and these specifications.

**Materials:**

The cast iron housing shall meet the requirements of ASTM A 536-84, Grade 72-45-84.

The reflectors shall meet the requirements of ASTM D 4383-03.

For installation on interstates, freeways, and principal arterials, the pavement marker shall have red reflectorized material on the back side (the side not facing the direction of traffic).

Epoxy shall meet the requirements of AASHTO M237, Type IV.

The followings models have been tested and approved by the Department and shall be used:

The followings models have been tested and approved by the Department and shall be used:

1. Ennis Paint - Stimsonite Model 101LPCR with Model C40 reflective pavement markers.
2. Ray-O-Lite Model 300 Snowplowable Marker with Model 2004 Reflector.
3. Or Approved Equal.

**Construction Methods:**

Pavement shall be saw cut to match the bottom contour of the marker housing using a saw and blade suitable for the pavement material being sawed. The depth of the cut slot must allow the housing to be set in epoxy, with leveling lugs resting on the pavement surface, so that the front edge of marker is at or below the surface of the pavement. Excessive saw cuts must be repaired to the satisfaction of the Engineer. When cutting is complete, the slot shall be cleaned as recommended by the manufacturer of the epoxy material. The epoxy and pavement marker will be installed in the prepared contour slot in the pavement per the manufacturer's recommendations.

Placement shall be in accordance with the DE MUTCD.

**Method of Measurement:**

The quantity of raised/recessed pavement markers will be measured as the actual number installed and accepted.

**Basis of Payment:**

The quantity of raised/recessed pavement markers will be paid for at the Contract unit price per each. Price and payment will constitute full compensation for furnishing all materials, installation, saw-cutting, cleaning, disposal of discarded materials, for all labor, tools, equipment, all necessary incidentals associated with the item to complete the work.

07/26/2011

- 748506 - PERMANENT PAVEMENT STRIPING, EPOXY RESIN PAINT, WHITE/YELLOW, 4"**  
**748507 - PERMANENT PAVEMENT STRIPING, EPOXY RESIN PAINT, WHITE/YELLOW, 6"**  
**748508 - PERMANENT PAVEMENT STRIPING, EPOXY RESIN PAINT, WHITE/YELLOW, 8"**  
**748509 - PERMANENT PAVEMENT STRIPING, EPOXY RESIN PAINT, WHITE/YELLOW, 12"**  
**748510 - PERMANENT PAVEMENT STRIPING, SYMBOL/LEGEND, EPOXY RESIN PAINT**  
**748535 - PERMANENT PAVEMENT STRIPING, EPOXY RESIN PAINT, BLACK, 4"**  
**748536 - PERMANENT PAVEMENT STRIPING, EPOXY RESIN PAINT, BLACK, 6"**  
**748537 - PERMANENT PAVEMENT STRIPING, EPOXY RESIN PAINT, BLACK, 8"**  
**748538 - PERMANENT PAVEMENT STRIPING, EPOXY RESIN PAINT, BLACK, 10"**  
**748539 - PERMANENT PAVEMENT STRIPING, EPOXY RESIN PAINT, BLACK, 12"**  
**748540 - PERMANENT PAVEMENT STRIPING, EPOXY RESIN PAINT, BLACK, 16"**  
**748548 - PERMANENT PAVEMENT STRIPING, EPOXY RESIN PAINT, WHITE/YELLOW, 5"**  
**748549 - PERMANENT PAVEMENT STRIPING, EPOXY RESIN PAINT, WHITE/YELLOW, 10"**  
**748557 - PERMANENT PAVEMENT STRIPING, EPOXY RESIN PAINT, BLACK, 3"**  
**748559 - PERMANENT PAVEMENT STRIPING, EPOXY RESIN PAINT, BLACK, 5"**  
**748568 - PERMANENT PAVEMENT STRIPING, EPOXY RESIN PAINT, BLACK, 9"**  
**748569 - PERMANENT PAVEMENT STRIPING, EPOXY RESIN PAINT, BLACK, 14"**

### **Description:**

This work consists of striping layout, furnishing and applying white or yellow, epoxy reflectorized pavement markings or black epoxy contrast pavement markings at the locations and in accordance with the patterns indicated on the Plans, or as directed by the Engineer, and in accordance with these specifications.

The white/yellow epoxy marking material shall be hot-applied by spray methods onto bituminous and/or Portland cement concrete pavement surfaces as required by the Plans. Following an application of double drop glass beads of two sizes and upon curing, the resultant epoxy marking shall be an adherent reflectorized stripe of the specified thickness and width that is capable of resisting deformation by traffic. All marking materials shall be certified lead free and free of cadmium, mercury, hexvalent chromium, and other toxic heavy metals.

The black epoxy marking shall be a two-component, hot-spray applied epoxy resin pavement marking material to be used for pavement marking on Portland cement concrete pavement surfaces. Following an aggregate drop, and upon curing, it shall produce an adherent stripe of specified thickness and width capable of resisting wear from traffic. Black contrast pavement markings will be required on all Portland cement concrete pavements.

### **Materials Requirements:**

#### **A. White and Yellow Reflectorized Epoxy**

##### **1. Epoxy Composition Requirements:**

The epoxy resin composition shall be specifically formulated for use as a pavement marking material and for hot-spray application at elevated temperatures. The type and amounts of epoxy resins and curing agents shall be at the option of the manufacturer, providing the other composition and physical requirements of this specification are met.

The epoxy marking material shall be a two-component (Part A and Part B), 100% solids type system formulated and designed to provide a simple volumetric mixing ratio (e.g. two volumes of Part A to one volume of Part B).

Component A of both white and yellow shall conform to the following requirements:

	<b>% BY WEIGHT</b>	
	<b>WHITE:</b>	<b>YELLOW:</b>
Pigments	Titanium Dioxide - 18% Min. (ASTM D476, Type II)	Organic Yellow - 6%-10%
Epoxy Resin	75% Min., 82% Max.	70% Min., 77% Max.

The entire pigment composition shall consist of either titanium dioxide and/or organic yellow pigment. No extender pigments are permitted. The white pigment upon analysis, shall contain a minimum of 16.5%  $\text{TiO}_2$  (100% purity).

Epoxy Content-WPE (Component A) - The epoxy content of the epoxy resin will be tested in accordance with ASTM D1652 and calculated as the weight per epoxy equivalent (WPE) for both white and yellow. The epoxy content will be determined on a pigment free basis. The epoxy content (WPE) shall meet a target value provided by the manufacturer and approved by the Department's Material and Research Section (from now on will be addressed as Department). A  $\pm 50$  tolerance will be applied to the target value to establish the acceptance range.

Amine Value (Component B) - The amine value of the curing agent shall be tested in accordance with ASTM D2074-66 to determine its total amine value. The total amine value shall meet a target value provided by the manufacturer and approved by the Department. A  $\pm 50$  tolerance will be applied to the target value to establish the acceptance range.

Toxicity - Upon heating to application temperature, the material shall not exude fumes which are toxic or injurious to persons or property.

Viscosity - Formulations of each component shall be such that the viscosity of both components shall coincide (within 10%) at a recommended spray application.

## 2. Physical Properties of Mixed Composition:

Unless otherwise noted, all samples are to be prepared and tested at an ambient temperature of  $73 \pm 5$  F. ( $23 \pm 3$  C).

- a. Color. The white epoxy composition when applied at a minimum wet film thickness of  $20 \pm 1$  mils ( $500 \mu\text{m}$ ) as applicable and allowed to dry, shall plot within the boundaries described by the four corner points listed in Tables 1 and 2 of ASTM D 6628-01 when measured in accordance with the test methods prescribed in Section 7 of ASTM D 6628-01.

The yellow epoxy composition when applied at a minimum wet film thickness of  $20 \pm 1$  mils ( $500 \mu\text{m}$ ) as applicable and allowed to dry, shall plot within the boundaries described by the four corner points listed in Tables 1 and 2 of ASTM D 6628-01 when measured in accordance with the test methods prescribed in Section 7 of ASTM D 6628-01.

- b. Directional Reflectance. The white epoxy composition (without glass spheres) shall have a daylight directional reflectance of not less than 84% relative to a magnesium oxide standard when tested in accordance with Method 6121 of Federal Test Method Standard No. 141.

The yellow epoxy composition (without glass spheres) shall have a daylight directional reflectance of not less than 55% relative to a magnesium oxide standard when tested in accordance with Method 6121 of Federal Test Method Standard No. 141.

- c. Drying Time (Laboratory). The epoxy composition, when mixed in the proper ratio and applied at a  $20 \pm 1$  mils ( $500 \mu\text{m}$ ) minimum wet film thickness, and immediately dressed with large reflective glass spheres (Federal Spec. Type 4) at a rate of 12 lb/gal (1.4 kg/l) of epoxy pavement marking materials, immediately followed by a second drop of AASHTO M-247 Type 1 glass spheres applied at a rate of 12 lb/gal (1.4 kg/L) of epoxy pavement marking material, shall exhibit a no-track condition in 15 minutes or less (ASTM D711). A Bird Applicator or any other doctor blade shall be used to produce a uniform film thickness.
- d. Drying Time (Field). When installed at a minimum wet film thickness of  $20 \pm 1$  mils (500 or  $625 \mu\text{m}$ ) and reflectorized with glass spheres, the maximum drying times shall correspond to these temperatures:

80 F (27 C)	10 minutes
70 F (21 C)	10 minutes
60 F (16 C)	15 minutes



50 F (10 C)	25 minutes
40 F (4 C)	45 minutes
35 F (2 C)	60 minutes

The composition shall dry to “no-tracking” in approximately 10 minutes, and after thirty (30) minutes shall show no damaging effect from traffic. Dry to no-tracking shall be considered as the condition where no visual deposition of the epoxy marking to the pavement surface is observed when viewed from a distance of 100 feet (30 meters), after a passenger car is passed over the line. Regardless of the temperature at the time of installation, the installation contractor shall be responsible for protection of the markings material until dry to a non-tracking state.

- e. Abrasion Resistance. The wear index of the composition shall not exceed 82 when tested in accordance with ASTM C501 using a CS-17 wheel and under a load of 1000 grams for 1000 cycles.
- f. Tensile Strength. The tensile strength of the epoxy composition shall not be less than 6000 psi (41 MPa) when tested in accordance with ASTM D638 using a Type IV specimen  $[0.125" \pm 0.010"$  ( $3.18 \pm 0.25$  mm) thick]. Tests shall be conducted at an ambient temperature of  $75 \pm 5$  F ( $24 \pm 3$  C). The testing machine shall operate at a speed of 0.20" (5.1 mm) per minute.

The total conditioning or drying period, from the time the epoxy composition is first mixed to the time of testing, shall not be less than 24 hours nor more than 96 hours.

Test specimens for tensile strength determination will be prepared as follows:

A 1/8 inch (3 mm) thick sheet of epoxy material is cast from a reservoir-type mold, fabricated from polytetrafluorethylene (PTFE), 1/8" deep x 10" x 10" (3 mm deep x 250 mm x 250 mm).

Prior to casting, the mold is sprayed with a suitable release agent. A sufficient amount of epoxy composition is mixed in the proper proportions (A:B) and poured level with the top of the mold. Care should be taken so as not to decrease or exceed the 1/8" (3 mm) thickness.

After a period of 1 to 4 hours, the material will have set into a semi-rigid sheet that is flexible enough to die-cut yet rigid enough to retain its shape. While the material is in this “plastic” state, five (5) specimens shall be die-cut and then placed on a flat, smooth, PTFE surface for the completion of the specified conditioning period.

- g. Compressive Strength. The compressive strength of the epoxy composition shall not be less than 12,000 psi (83 MPa) when tested in accordance with ASTM D695 except that a compression tool shall not be necessary. The test specimen shall be a right cylinder  $[0.50$  inch diameter by 1.0 inch length (12 mm diameter by 25 mm length)]. Tests shall be conducted at an ambient temperature of  $75 \pm 5$  F ( $24 \pm 3$  C).

The total conditioning or drying period, from the time the epoxy composition is first mixed to the time of testing shall not be less than 24 hours nor more than 96 hours.

Test specimens for compressive strength determinations will be prepared as follows:

Five molds will be prepared from 1/2" (12 mm) I.D., 1/16" (1.5 mm) wall thickness acrylic tubing, cut in 1 1/2" (38 mm) lengths. After spraying the inside of the mold with a suitable release agent,<sup>(1)</sup> the cylindrical tubes are placed in a vertical position on a PTFE sheet base. A sufficient amount of epoxy composition is thoroughly mixed in the proper proportions (A:B) and poured into the mold to a depth of approximately 1 1/4" (32 mm). After a minimum of 72 hours curing, the specimens are removed from the molds and machined to a length of  $1" \pm 0.002"$  ( $25$  mm  $\pm 0.05$  mm).

- h. Hardness. The epoxy composition when tested in accordance with ASTM D2240 shall have a Shore D hardness of between 75 and 100. Samples shall be allowed to dry for not less than 24 hours nor more than 96 hours prior to testing.

B. Reflective Glass Spheres/Beads

Reflective glass spheres for drop-on application shall conform to the following requirements:

The glass spheres shall be colorless; clean; transparent; free from milkiness or excessive air bubbles; and essentially clean from-surface scarring or scratching. They shall be spherical in shape and at least 80% of the glass beads shall be true spheres when tested in accordance with ASTM D1155. At least 80% of the Type IV beads shall be true spheres as measured by the visual method.

The refractive index of the spheres shall be a minimum of 1.50 as determined by the liquid immersion method at 77 F (25 C).

The silica content of the glass spheres shall not be less than 60%.

The crushing resistance of the spheres shall be as follows: A 40 lb. (18 kg) dead weight, for 20 to 30 (850  $\mu$ m to 600  $\mu$ m) mesh spheres shall be the average resistance when tested in accordance with ASTM D1213.

The glass spheres shall have the following grading when tested in accordance with ASTM D1214.

M247 AASHTO Type 1 Glass Spheres

<u>U.S. Standard Sieve</u>	<u>% Retained</u>	<u>% Passing</u>
#20 (850 $\mu$ m)	0	100
#30 (600 $\mu$ m)	5-25	75-95
#50 (300 $\mu$ m)	40-65	15-35
#100 (150 $\mu$ m)	15-35	0-5
Pan	0-5	

Type 4 Large Spheres

<u>U.S. Standard Sieve</u>	<u>% Retained</u>	<u>% Passing</u>
#10 (2000 $\mu$ m)	0	100
#12 (1680 $\mu$ m)	0-5	95-100
#14 (1410 $\mu$ m)	5-20	80-95
#16 (1190 $\mu$ m)	40-80	10-40
#18 (1000 $\mu$ m)	10-40	0-5
#20 (850 $\mu$ m)	0-5	0-2
Pan	0-2	

The AASHTO M247 Type 1 glass spheres shall be treated with a moisture-proof coating. They shall show no tendency to absorb moisture in storage and shall remain free of clusters and hard lumps. They shall flow freely from dispensing equipment at any time when surface and atmosphere conditions are satisfactory for marking operations. The moisture-resistance of the glass spheres shall be determined in accordance with AASHTO M247 test method 4.4.1.

Type IV glass spheres shall be treated with an adhesion coating. They shall show no tendency to absorb moisture in storage and shall remain free of clusters and hard lumps. They shall flow freely from dispensing equipment at any time when surface and atmosphere conditions are satisfactory for marking operations. The adhesion coating property of the Type IV beads shall be tested in accordance with the dansyl-chloride test.

C. Black Epoxy Contrast Markings

Epoxy Resin Requirements: The two-component, 100% solids, paint shall be formulated and designed to provide a simple volumetric mixing ratio (e.g. 2 part component A to 1 part component B)

specifically for service as a hot-spray applied binder for black aggregate in such a manner as to produce maximum adhesion. The material shall be composed of epoxy resins and pigments only.

The paint shall be well mixed in the manufacturing process and shall be free from defects and imperfections that may adversely affect the serviceability of the finished product. The paint shall not thicken, curdle, gel, settle excessively, or otherwise display any objectionable properties after storage. Individual components shall not require mixing prior to use when stored for a maximum of 6 months.

The overall paint composition shall be left to the discretion of the manufacturer, but shall meet the following requirements:

Composition:	<u>Component</u>	<u>Percent By Weight</u>
	Carbon Black	7±2 percent, by weight
	(ASTM D476 Type III)	
	Talc	14±2 percent, by weight
	Epoxy Resin	79±4 percent, by weight

D. Black Aggregate

The moisture resistant aggregate shall meet the gradation requirements (AASHTO T27) as follows:

<u>Sieve Size</u>	<u>Percent Retained</u>
#30	18-28%
#40	60-80%
#50	2-14%

The moisture resistant aggregate shall have a ceramic coating. The aggregate shall be angular with no dry dispensement pigment allowed.

<u>Hardness:</u>	The black aggregate hardness shall be 6.5-7 on Moh's Mineral Scale.
<u>Porosity:</u>	The black aggregate porosity shall be less than two (2) percent.
<u>Moisture Content:</u>	The black aggregate moisture content shall be less than a half (.5) percent.

E. Packaging and Shipment

Epoxy pavement marking materials shall be shipped to the job site in strong substantial containers. Individual containers shall be plainly marked with the following information:

- a. Name of Product
- b. Lot Number
- c. Batch Number
- d. Test Number
- e. Date of Manufacture
- f. Date of expiration of acceptance (12 months from date of manufacture)
- g. The statement (as appropriate)
  - Part A - Contains Pigment & Epoxy Resin
  - Part B - Contains Catalyst
- h. Quantity
- i. Mixing proportions, Application Temperature and Instructions
- j. Safety Information
- k. Manufacturer's Name and Address

Reflective glass spheres shall be shipped in moisture resistant bags. Each bag shall be marked with the name and address of the manufacturer and the name and net weight of the material.

F. The Department reserves the right to randomly take a one-quart sample of white, yellow and hardener, of the epoxy material or glass spheres without prior notice for testing to ensure the epoxy material meets specifications.

**Epoxy Application Equipment:**

Application equipment for the placement of epoxy reflectorized pavement markings shall be approved by the Department, prior to the start of work.

At any time throughout the duration of the project, the Contractor shall provide free access to his epoxy application equipment for inspection by the Engineer or his authorized representative.

In general, the application equipment shall be a mobile, truck mounted and self contained pavement marking machine, specifically designed to apply epoxy resin materials and reflective glass spheres in continuous and skip-line patterns. The application equipment shall be maneuverable to the extent that straight lines can be followed and normal curves can be made in a true arc. In addition, the truck mounted unit shall be provided with accessories to allow for the marking of legends, symbols, crosswalks, and other special patterns.

The Engineer may approve the use of a portable applicator in lieu of truck mounted accessories, for use in applying special markings only, provided such equipment can demonstrate satisfactory application of reflectorized epoxy markings in accordance with these specifications.

The applicator shall be capable of installing up to 20,000 lineal feet (6,100 lineal meters) of epoxy reflectorized pavement markings in an 8-hour day and shall include the following features:

1. The applicator shall provide individual material reservoirs, or space, for the storage of Part A and Part B of the epoxy resin composition; for the storage of water; and for the storage of reflective glass spheres.
2. The applicator shall be equipped with heating equipment of sufficient capacity to maintain the individual epoxy resin components at the manufacturer's recommended temperature for spray application and for heating water to a temperature of approximately 140 F (60 C).
3. The glass spheres shall be gravity dropped upon 20 mils (500 um) of epoxy pavement markings to produce a wet-night-reflective pavement marking. The large spheres (Federal Spec. Type 4) shall be applied at a rate of 12 pounds per gallon (1.4 kg/L) of epoxy pavement marking material, immediately followed by a second drop of AASHTO M-247 Type 1 glass spheres applied rate of 12 pounds per gallon (1.4 kg/L) of epoxy pavement marking material. This application rate and the following gradation shall conform to FHWA's FP-96: Standard Specifications for Construction of Roads and Bridges on Federal Highway Projects (pages 757-761 Type 3 and Type 4 Beads).
4. The applicator shall be equipped with metering devices or pressure gauges, on the proportioning pumps. Metering devices or pressure gauges shall be visible to the Engineer.
5. The applicator shall be equipped with all the necessary spray equipment, mixers, compressors, and other appurtenances to allow for the placement of epoxy reflectorized pavement markings in a simultaneous sequence of operations as described below in Construction Details, D. Applications of Epoxy Reflectorized Pavement Markings of this Special Provisions.

**Construction Details.**

- A. **General:** All pavement marking and patterns shall be placed as shown on the Plans or as directed by the Engineer.

Before any pavement markings work is begun, a schedule of operations shall be submitted for the approval of the Engineer. This schedule shall be submitted 2 weeks prior to the application of the striping.

At least five (5) days prior to starting striping the Contractor shall provide the Engineer with the epoxy manufacturer's written instructions for use. These instructions shall include but not be limited to: mixing ratios, application temperatures, and recommendations for use of water spray.

The application of pavement markings shall be done in the general direction of traffic. Striping against the direction of traffic flow shall not be allowed.

The Contractor shall be responsible for removing, to the satisfaction of the Engineer, tracking marks, spilled epoxy or epoxy markings applied in unauthorized areas.

The hot water spray shall not be used in conjunction with markings applications on any pavement surface, or on any existing durable type marking, unless specifically recommended by the manufacturer of the epoxy material.

- B. Atmospheric Conditions: Epoxy pavement markings shall only be applied during conditions of dry weather and on substantially dry pavement surfaces. At the time of installation the pavement surface temperature shall be a minimum of 35 F (2 C) and the ambient temperature shall be a minimum of 35 F (2 C) and rising. The Engineer shall be the sole determiner as to when atmospheric conditions and pavement surface conditions are such to produce satisfactory results.

- C. Surface Preparations: The Contractor shall clean the pavement or existing durable marking to the satisfaction of the Engineer.

Surface cleaning and preparation work shall be performed only in the area of the epoxy markings application.

At the time of application all pavement surfaces and existing durable markings shall be free of oil, dirt, dust, grease and similar foreign materials. The cost of cleaning these contaminants shall be included in the bid price of this item. Also, the item shall include the cost of removal of the curing component in the area of the epoxy markings application, if concrete curing compounds on new portland cement concrete surfaces have been used. Waterblasting will not be permitted for removal.

- D. Application of White/Yellow Epoxy Reflectorized Pavement Markings: White/yellow epoxy reflectorized pavement markings shall be placed at the widths and patterns designated on the Contract Plans.

Markings operations shall not begin until applicable surface preparation work is completed, and approved by the Engineer.

White/yellow epoxy pavement markings shall be applied at a minimum uniform thickness of 20 mils (500 µm) on all Portland cement concrete and bituminous concrete pavement, including Stone Matrix Asphalt.

Large reflective glass spheres (Federal Spec. Type 4) shall be applied at the rate of 12 pounds per gallon (1.4 kg/L) of epoxy pavement marking material, immediately followed by a second drop of AASHTO M-247 Type 1 glass spheres applied at a rate of 12 pounds per gallon (1.4 kg/L) of epoxy pavement marking material. Glass spheres shall uniformly cover the length and width of the pavement marking.

- E. Application of Black Epoxy Contrast Pavement Markings: Black epoxy contrast pavement markings shall be placed at the widths designated on the Contract Plans.

Markings operations shall not begin until applicable surface preparation work is completed, and approved by the Engineer.

Black epoxy contrast pavement markings shall be applied at a minimum uniform thickness of 20 mils (500 µm) on all Portland cement concrete surfaces followed by a single drop of graded black aggregate.

The width of black epoxy line shall be applied for the following situations:

Center Skip Line - On Portland cement concrete pavements a black contrast skip line shall be 10 feet (3 m) in length of the same width as the white epoxy reflectorized skip. It is to lead the white skip and stop at the beginning of the white skip. The black contrast skip is to have a single application of graded black aggregate.

Edge Lines - White Edge lines on Portland cement concrete pavements shall have a 3 inch black contrast line running parallel to the white edge line. The contrast line shall be to the inside or travel lane side of the edge line. The black contrast marking is to be applied with a single drop of graded black aggregate. Once it has cured sufficiently so as not to track, the reflectorized white line is to be applied along side of the contrast line and the two lines shall adjoin each other.

Dotted Line: All dotted lines on Portland cement concrete pavements shall have a base of black contrast markings which is 4 inches (100 mm) wider than the reflective white marking. The black contrast marking is to be applied first with a single drop of graded black aggregate. Once it has cured sufficiently so as not to track, the reflectorized white line is to be applied on top of it. The reflective line is to be centered along the black contrast line such that a minimum of 2 inches (50 mm) of black contrast marking is visible on either side of the reflective marking.

F. Defective Epoxy Pavement Markings: Epoxy reflectorized pavement markings, which after application and curing are determined by the Engineer to be defective and not in conformance with this specification, shall be repaired. Repair of defective markings shall be the responsibility of the Contractor and shall be performed to the satisfaction of the Engineer as follows:

1. Insufficient film thickness [(less than 20 $\pm$ 1 mils (500  $\mu$ m) as applicable] and line widths; insufficient glass bead coverage or inadequate glass bead retention.

Repair Method: Prepare the surface of the defective epoxy marking by shot blasting, sand blasting, or water blasting. No other cleaning methods will be allowed. Surface preparation shall be performed to the extent that a substantial amount of the reflective glass spheres are removed and a roughened epoxy marking surface remains.

Immediately after surface preparation remove loose particles and foreign debris by brooming or blasting with compressed air.

Repair shall be made by re-striping over the cleaned surface, in accordance with the requirements of this specification and at a full 20 $\pm$ 1 mils (500  $\mu$ m) minimum line thickness as applicable.

2. Uncured or discolored epoxy (brown patches); insufficient bond to pavement surface (or existing durable marking).

Uncured epoxy shall be defined as applied material that fails to cure (dry) in accordance with the requirements of this specification under MATERIALS, A, 2d. DRYING TIME (FIELD); or applied material that fails to cure (dry) within a reasonable time period under actual field conditions, as defined by the Engineer.

Discoloration (brown patches) shall be defined as localized areas or patches of brown or grayish colored epoxy marking material. These areas often occur in a cyclic pattern and also, often are not visible until several days or weeks after markings are applied.

Repair Method: The defective epoxy marking shall be completely removed and cleaned to the underlying pavement surface to the satisfaction of the Engineer.

The extent of removal shall be the defective area plus any adjacent epoxy pavement marking material extending one foot (300 mm) any direction.

After surface preparation work is complete, repair shall be made by re-applying epoxy over the cleaned pavement surface in accordance with the requirements of this specification.

3. Reflectivity for epoxy resin paint.

After satisfactory completion of all striping work and written notification from the Contractor, the Department shall test the striping to ensure it has the minimum reflectivity. The testing will be completed within 30 calendar days from notification. The Contractor may request that tests be conducted on completed phases or portions of the work. Approval of such a request will be at the discretion of the Engineer. Testing will be done using a LTL-X Retrometer (30 meter geometry). Five readings will be taken per line per mile (1.6 km). Projects less than 1 mile (1.6 km) in length will have a minimum of 5 readings per line. These readings will then be averaged for the overall project average.

The required average minimum initial reflectivity reading in millicandellas shall be:

White 450  
Yellow 325

Any single reading shall not be less than 350 millicandellas for white and 250 millicandellas for yellow. Without exception, any pavement markings installed that does not meet the above average minimum initial reflectivity numbers shall be removed and replaced, at the installation contractor's expense.

Other defects not noted above, but determined by the Engineer to need repair, shall be repaired or replaced as directed by and to the satisfaction of the Engineer.

All work in conjunction with the repair or replacement of defective epoxy reflectorized pavement markings shall be performed by the Contractor at no additional cost to the State.

**Method of Measurement:**

The quantity of permanent pavement striping (white, yellow, or black epoxy resin paint) will be measured by the number of linear feet (meters) of pavement striping line and number of square feet (meter) of symbol installed on the pavement and accepted in accordance with the Plans.

**Basis of Payment:**

The quantity of permanent pavement striping (white, yellow, or black epoxy resin paint) payment will be paid for at the Contract unit price per linear foot (meter) for 3", 4", 5", 6", 8", 9", 10", 12", 14", 16" (75 mm, 100 mm, 125 mm, 150 mm, 200 mm, 225 mm, 250 mm, 300 mm, 350 mm, or 400 mm) line and the Contract unit price per square foot (meter) of symbol. The quantity of permanent pavement marking (white, yellow, or black epoxy resin paint) will be paid for at the Contract unit price per linear foot (meter) of line and the Contract unit price per square foot (meter) of symbol. Price and payment shall include striping layout, cleaning and preparing the pavement surface, and placing all materials, for all labor, tools, equipment and incidentals necessary to complete the work.

**NOTE:**

For information only:

The following manufacturers are known to us which manufacturer Epoxy Resin Paint for Pavement Striping. The Department does not endorse or require the use of any of the manufacturers listed below. However, a bidder wishes to use another manufacturer's product, it shall be submitted for review and approval prior to submitting a bid proposal. Should the product be deemed unacceptable by the Department, the successful bidder will be required to use only an approved product.

1. POLY CARB, Inc.  
33095 Bainbridge Road  
Solon, Ohio 44139  
Tel. 1-800-CALLMIX

2. IPS - Ennis Paint  
P.O. Box 13582  
Research Triangle Park, North Carolina 27709  
Tel. 1-877-477-7623
3. Epoplex  
One Park Avenue  
Maple Shade, NJ 08052  
Tel. 1-800-822-6920
4. Or an approved equal.

8/7/2013



**749687 - INSTALLATION OR REMOVAL OF TRAFFIC SIGN ON SINGLE SIGN POST**

**Description:**

This work consists of installing or removing traffic sign(s) on a single post or other type of pole at the locations indicated on the Plans or as directed by the Engineer. This specification also includes installation of posts in boring holes constructed under other items.

A single sign totaling more than 9 square feet, or with any dimension, length or width, greater than or equal to 48 inches shall be installed on multiple sign posts under Item 749690 - Installation or Removal of Traffic Sign on Multiple Sign Posts.

**Materials:**

The Department will provide all sign materials to be used on this project. The Contractor shall contact the DelDOT Sign Shop Supervisor with project plans and quantity sheets at 302-760-2581. Sign fabrication orders require a minimum of four (4) weeks for completion. Orders placed with less than 4 weeks lead-time will result in a delay. Any delay caused by inadequate lead-time due to a late order will be the sole responsibility of the Contractor. The Contractor shall pick-up the sign materials from the DelDOT Sign Shop and deliver them to the job site without any damage to the sign materials.

**Construction Methods:**

The Contractor shall pick-up necessary signs, sign posts, hardware, and extensions from the Department and install the signs in the locations indicated on the Plans in accordance with the Delaware MUTCD or as directed by the Engineer. The Contractor shall be responsible for obtaining all necessary utility clearances before the signs may be installed. Signs and plaques shall be mounted no lower than the minimum mounting height specified in the Delaware MUTCD. Signs and plaques shall be mounted no higher than one foot above the minimum mounting height specified in the Delaware MUTCD. Any excess sign post protruding above the top of the top sign shall be cut off and removed. For sign removals, the sign posts shall have all nuts, bolts, and other connectors removed. The disturbed ground shall be graded and backfilled accordingly. The Contractor is responsible for disposal of all signing material removed from the project.

**Method of Measurement:**

The number of single sign installations or removals will be measured as the actual number of signs installed or removed and accepted.

**Basis of Payment:**

The quantity of single sign post installations or removals will be paid for at the Contract unit price per each. Price and payment will constitute full compensation for installing or removing signs and sign materials, pick-up and delivery of sign materials, grading disturbed areas, and for all labor, equipment, tools, and incidentals required to complete the work. Signs that are not installed in accordance with the Delaware MUTCD or signs installed in the incorrect location shall be moved at no additional cost to the Department.

5/28/2013

**749688 - INSTALLATION OF 4" DIAMETER HOLE, LESS THAN OR EQUAL TO 6" IN DEPTH**

**749689 - INSTALLATION OF 4" DIAMETER HOLE, GREATER THAN 6" IN DEPTH**

**Description:**

This work consists of boring a hole 4" in diameter averaging 6" in depth into bituminous concrete or P.C.C. surfaces for installing single or multiple sign posts at the locations indicated on the Plans or as directed by an Engineer.

**Materials:**

The Contractor shall provide the equipment necessary to bore a 4" hole into paved surfaces, while maintaining the stability of the surrounding paved or P.C.C. surfaces. The depth of the bored hole shall be to the top of the subbase material.

**Construction Methods:**

The holes shall be bored into pavement or P.C.C. islands, medians, or sidewalk using a mechanical hole borer for such work or other methods approved by the Engineer. The hole shall be 4" in diameter. Holes bigger or smaller than 4" shall be corrected at the Contractor's expense.

**Method of Measurement:**

The number of 4" holes in diameter bored will be measured as the actual number of holes bored and accepted.

**Basis of Payment:**

The quantity of holes bored as required above will be paid for at the Contract unit price per each. Price and payment will constitute full compensation for boring holes at the required depth, and for all labor, equipment, tools, and incidentals required to complete the work.

**Note:**

The cost for installing holes and PVC sleeves for sign posts in newly constructed P.C.C. islands, medians, or sidewalks shall be incidental to the P.C.C. item.

3/23/09

**749690 - INSTALLATION OR REMOVAL OF TRAFFIC SIGN ON MULTIPLE SIGN POSTS**

**Description:**

This work consists of installing or removing traffic sign(s) on multiple sign posts at the locations indicated on the Plans or as directed by the Engineer. This specification also includes installation of posts in holes installed under other items.

A single sign totaling more than 9 square feet, or with any dimension, length or width, greater than 48 inches shall be mounted on two (2) posts. Signs with a length greater than or equal to 78 inches shall be mounted on three (3) sign posts.

**Materials:**

The Department will provide all sign materials to be used on this project. The Contractor shall contact the DelDOT Sign Shop Supervisor with project plans and quantity sheets at 302-760-2581. Sign fabrication orders require a minimum of four (4) weeks for completion. Orders placed with less than 4 weeks lead-time will result in a delay. Any delay caused by inadequate lead-time due to a late order will be the sole responsibility of the Contractor. The Contractor shall pick-up the sign materials from the DelDOT Sign Shop and deliver them to the job site without any damage to the sign materials.

**Construction Methods:**

The Contractor shall pick-up necessary signs, sign posts, hardware, and extensions from the Department and install the signs in the locations indicated on the Plans in accordance with the Delaware MUTCD or as directed by the Engineer. The Contractor shall be responsible for obtaining all necessary utility clearances before the signs may be installed. Signs and plaques shall be mounted no lower than the minimum mounting height specified in the Delaware MUTCD. Signs and plaques shall be mounted no higher than one foot above the minimum mounting height specified in the Delaware MUTCD. Any excess sign post protruding above the top of the top sign shall be cut off and removed. For sign removals, the sign posts shall have all nuts, bolts, and other connectors removed. For sign removals, the sign posts shall have all nuts, bolts, and other connectors removed. The disturbed ground shall be graded and backfilled accordingly. The Contractor is responsible for disposal of all signing material removed from the project..

**Method of Measurement:**

The number of sign installations or removals will be measured as the total square foot of the sign(s) installed or removed and accepted.

**Basis of Payment:**

The quantity of sign installations or removals will be paid for at the Contract unit price per square foot. Price and Payment will constitute full compensation for installing or removing signs and sign materials, pick-up and delivery of sign materials, grading disturbed areas, and for all labor, equipment, tools, and incidentals required to complete the work. Signs that are not installed accordance with the Delaware MUTCD or signs installed in the incorrect location shall be moved at no additional cost to the Department.

5/28/2013

**760507 - PROFILE MILLING, BITUMINOUS CONCRETE**  
**760508 - PROFILE MILLING, CONCRETE**

**Description:**

This work consists of furnishing a pavement-milling machine or cold planer and planing the existing bituminous concrete pavement or P.C.C. Pavement at the locations and to the nominal depths shown on the Plans and/or as directed by the Engineer to obtain a smooth profile on the existing roadway surface. Unless otherwise noted on the Plans or specifications the Contractor shall reuse, salvage and/or dispose of the milled material.

**Equipment:**

The milling equipment shall be a commercially designed and manufactured milling machine capable of performing the work in a manner satisfactory to the Engineer. The machine shall be power-operated and self-propelled, shall have sufficient power, traction and stability to remove a thickness of material to a specified depth. In addition, the machine must accurately and automatically establish profile grades by referencing the existing pavement surface. This shall be accomplished by means of 1.) a ski of 30 (9 m) minimum length with an accuracy of  $\pm 0.125$  in 30 (3 mm in 9 m) or 2.) a minimum of three (3) ultra sonic, non-ground contacting sensors with an accuracy of  $\pm 0.100$  in 25 (2.5 mm in 7.5 m). If noted on the Plans, a profile grade shall be established independent of the existing pavement surface. In such case the machine shall be capable of following the independent grade line (e.g. string line). The machine shall have an automatic system for controlling grade elevation and cross slope. The machine shall also be equipped with a means to effectively control dust generated by the cutting operation.

**Construction Methods:**

The surface resulting from the planing operation shall be in accordance with notes and details on the Plans and shall be characterized by uniform, discontinuous longitudinal striations and shall not be gouged or torn. Imperfections exceeding 5/16" (8 mm) at any point along the surface as a result of missing teeth or faulty operation shall be removed by approved methods. Before opening the milled surface to traffic, all loose material shall be removed from the surface with a power vacuum sweeper.

Whenever the milling operation causes water to pond or lay within the wheelpaths of the roadway the Contractor shall alleviate this problem by cutting bleeders into the shoulder or median to provide positive drainage. Cost for such work will be incidental to this item.

If the road is to remain open to traffic, longitudinal vertical drop-offs in excess of 2" (50 mm) at lane lines or at the centerline shall not be left overnight.

Transverse faces at the beginning and end of the milling operation existing at the end of a work period shall be tapered 20:1 or flatter in a manner approved by the Engineer to avoid a hazard for traffic.

Surface material that cannot be removed by cold planing equipment because of physical or geometrical restraints shall be removed by other methods acceptable to the Engineer.

If independent grade reference is required, it shall be designated in the Plans and/or Contract documents and elevations shall be provided by the Plans or at the direction of the Engineer.

If a severe bump exist in the pavement surface extra effort shall be taken at these locations to improve the profile. Manual changes to the cutter head may be needed at these locations to achieve this. It is the intent to remove bumps and irregularities in the pavement and produce a smooth milled surface for hot-mix resurfacing.

If the existing bituminous surface is over concrete the intent is to remove all of the existing bituminous material to the top of the concrete surface unless otherwise directed by the Plans or the Engineer.

If milling to remove open graded hot mix, the milling operation must remove all of the open graded hot mix from the roadway surface.

**Method of Measurement:**

The quantity of pavement milling will be measured as the number of square yards per inch (square meters per 25 mm) of depth as shown on the Plans or established by the Engineer. The nominal depth shown on the Plans and initially set on the milling machine, even though it will vary automatically during profiling, will be the depth measured and paid.

**Basis of Payment:**

The quantity of pavement milling will be paid for at the Contract unit price per square yard per inch (square meter per 25 mm) of depth. Price and payment will constitute full compensation for furnishing an accepted pavement-milling machine and operator, for removal and disposal of the milled material or delivery to a designated site, for transporting equipment, for all labor, tools equipment and incidentals necessary to complete the item.

10/25/13

**763621 - CONSTRUCTION ENGINEERING, REHABILITATION**

**Description:**

Collect survey information and provide layout as described in this provision and as noted on the Plans. Assume full responsibility for any errors and/or omissions in the work of all engineering staff employed.

Provide and have available for the project adequate engineering staff that is:

1. Competent and experienced to set lines and grades needed to construct the project;
2. Able to perform the work to the scope and magnitude outlined herein.

Construction Engineering functions and requirements:

1. Provide all necessary surveying equipment required for all engineering work on the project.
  - a. Check all equipment/instruments prior to use on the project.
  - b. Immediately replace or recalibrate equipment found to be out of adjustment or inadequate to perform its function to the satisfaction of the Engineer.
2. Perform all computations necessary to establish the exact position of the work from control points and preserve.
  - a. Maintain adequate workbooks of all computations survey notes and other records.
  - b. Make available to the Department, neat and legible, all computations, survey notes and other records necessary to accomplish the work.
3. Preliminary topographic survey for all proposed curb ramps locations identified in the Plans and the layout of grade information provided by the Engineer for curb ramp construction;
4. Obtain topographic information a minimum of 25' in each direction from the back of curb where the curb ramp is proposed;
  - a. Grades for the edge of pavement, gutter line (if applicable), top of curb, front and back edge of sidewalk, existing obstructions such as utility poles, junction wells, traffic poles and cabinets, manholes, valves, fire hydrants, drainage inlets, steps, retaining walls, building faces or other obstructions that are directly adjacent or within the proposed curb ramp limits.
  - b. Collect data in a format that is compatible with DelDOT Design Standards and submit to the Engineer for evaluation curb ramps that are located in areas with multiple obstructions, limited area, or other unique characteristics that require more detailed layout. The Engineer will provide the final grades for construction of these curb ramps.
3. Establish necessary grades to ensure all proposed curb ramps, roadways or ditches, installation of drainage structures, or other items of work as determined by the Engineer, have positive drainage;

Note:

Professional services performed under this item by individuals/firms other than the Contractor are not subject to the subcontracting requirements of Subsection 108.01 of the Standard Specifications.

**Method of Measurement:**

The quantity of Construction Engineering - Rehabilitation will be measured as the actual number of hours the Contractor's survey crew is in the field actively engaged in Construction Engineering – Rehabilitation Work.

**Basis of Payment:**

The quantity of Construction Engineering – Rehabilitation will be paid for at the Contract unit price per hour. Price and payment constitutes full compensation for furnishing all labor, equipment, instruments, stakes, and other material necessary to satisfactorily complete the work as herein described under this item.

7/10/2012

**763643 - MAINTENANCE OF TRAFFIC – ALL INCLUSIVE**

**Description:**

This item shall consist of furnishing, installing, maintaining and/or relocating the necessary temporary traffic control devices used to maintain vehicular, bicycle and pedestrian traffic, including persons with disabilities in accordance with the Americans with Disabilities Act, as amended. All work shall be performed in a manner that will provide reasonably safe passage with the least practicable obstruction to all users, including vehicular, bicycle and pedestrian traffic.

All requirements of the Delaware Manual on Uniform Traffic Control Devices (MUTCD), Part 6, herein referred to as the Delaware MUTCD. (latest edition with all revisions made up to the date of Advertisement of this project) shall apply for all temporary traffic control devices. Any, and all, control, direction, management and maintenance of traffic shall be performed in accordance with the requirements of the Delaware MUTCD, notes on the Plans, this specification, and as directed by the Engineer.

The Contractor shall be aware that the Case Diagrams and safety measures outlined in the Delaware MUTCD are for common construction situations and modifications may be warranted based on the complexity of the job. The Contractor shall submit justification for modifications to the Temporary Traffic Control Plan (TTCP) to the Engineer for approval prior to implementation.

The Department reserves the right to impose additional restrictions, as needed, for the operational movement and safety of the traveling public. The Department reserves the right to suspend the Contractor's operations until compliance with the Engineer's directive for remedial action, based on but not limited to the following reasons:

1. The Contractor's operations are not in compliance with the Delaware MUTCD, the specifications or the Plans.
2. The Contractor's operations have been deemed unsafe by the Traffic Safety Engineer or District Safety Officer.

**Materials and Construction Methods:**

The Contractor shall submit a Temporary Traffic Control Plan (TTCP) or a Letter of Intent to use the Plan recommended Delaware MUTCD Case Diagram(s) at or prior to the pre-construction meeting. The Contractor shall submit the TTCP for all Contractor and subcontractor work to be performed on the project for the Department's approval before the start of work.

When specified by a note in the Plans, the Contractor shall be required to have an American Traffic Safety Services Association (ATSSA) certified Traffic Control Supervisor on the project. The authorized designee must be assigned adequate authority, by the Contractor, to ensure compliance with the requirements of the Delaware MUTCD and provide remedial action when deemed necessary by the Traffic Safety Engineer or the District Safety Officer. The ATSSA certified Traffic Control Supervisor's sole responsibility shall be the maintenance of traffic throughout the project. This responsibility shall include, but is not limited to, the installation, operations, maintenance and service of temporary traffic control devices. Also required is the daily maintenance of a log to record maintenance of traffic activities, i.e., number and location of temporary traffic control devices; and times of installation, changes and repairs to temporary traffic control devices. The ATSSA Traffic Control Supervisor shall serve as the liaison with the Engineer concerning the Contractor's maintenance of traffic. The name, contact number and certification for the designated Traffic Control Supervisor shall be submitted at or prior to the pre-construction meeting. The cost of the ATSSA certified Traffic Control Supervisor shall be incidental to this item.

Temporary traffic control devices shall be maintained in good condition in accordance with the brochure entitled "Quality Guidelines for Temporary Traffic Control Devices", published by the American Traffic Safety Services Association (ATSSA). Any temporary traffic control devices that do not meet the quality guidelines shall be removed and replaced with acceptable devices. Failure to comply will result in work stoppage with time charges continuing to be assessed.



Any existing signs that conflict with any temporary or permanent construction signs shall be covered as needed or as directed by the Engineer. The cost for temporarily covering conflicting signs shall be incidental to this item.

Access to all transit stops located within the project limits shall be maintained unless otherwise directed by the Plans or the Engineer. Maintaining access shall include maintaining an area for the transit vehicle and also an accessible path for pedestrians to safely access the transit stop.

The Contractor shall notify the Engineer, in writing, no less than fourteen (14) calendar days prior to the start of any detour(s) and road closures. The Engineer will notify the following entities:

- Local 911 Center
- Local School Districts
- Local Post Offices
- DelDOT's Transportation Management Center (TMC)
- Town Managers
- Local Police
- DelDOT's Public Relations
- Delaware Transit Corporation (DTC)

Immediately prior to the implementation of any lane or road closures, the Engineer shall notify the DelDOT TMC at (302) 659-4600. Notifications shall also be provided when the closures are lifted. The Engineer shall notify TMC and the District Safety Officer if any lane closures cannot be removed prior to the end of the allowable work hours.

The Contractor shall notify the local 911 center if access to a fire hydrant is temporarily restricted. The Contractor shall provide written confirmation to the Engineer that the local 911 center has been notified.

If a detour is required during any part or the entire period of this Contract, an approved detour plan shall be obtained from the Department's Traffic Safety Section. All signs, barricades and other temporary traffic control devices required as part of the approved detour plan shall be installed and maintained by the Contractor on the route that is closed and on the detour route. Road closures without an approved detour plan shall not be allowed. If a road is closed without an approved detour plan, the Contractor's operations shall be stopped immediately.

The Contractor shall provide and maintain ingress and egress for each property abutting the construction area and each property located between the diversion points of any detour and the actual construction site. Construction activities which may temporarily or otherwise interfere with property access shall be coordinated in advance with the affected property owners.

The Contractor shall conduct construction operations in a manner which will minimize delays to traffic, and shall meet the following requirements:

1. If work is being performed within 200 feet in any direction of an intersection that is controlled by a traffic signal, the flagger(s) shall direct the flow of traffic in concert with the traffic signals in construction areas to avoid queuing, unless active work prohibits such action. The flagger shall direct traffic to prevent traffic from queuing through an intersection (i.e., blocking an intersection). Only a Traffic Officer may direct traffic against the operation of a traffic signal and only until the operation occurring within the intersection is completed.
2. When a lane adjacent to an open lane is closed to travel, the temporary traffic control devices shall be set 2 feet (0.61 m) into the closed lane from the edge of the open lane, unless an uncured patch exists or actual work is being performed closer to the open lane with minimum restriction to traffic.
3. Except for "buffer lanes" on high volume and/or high speed roadways, lanes shall not be closed unless construction activity requiring lane closure is taking place, or will take place within the next hour. Lanes shall be reopened immediately upon completion of the work. Moving operations will require the lane closures be shortened as the work progresses and as traffic conditions warrant to minimize the length of the closure. The Contractor shall conduct construction operations in a manner so as to minimize disruption to traffic during peak hours and periods of heavy flow. The

Department reserves the right to stop or change the Contractor's operations, if in the opinion of the Engineer, such operations are unnecessary at that time or the operations are unnecessarily impeding traffic.

4. Work in the vicinity of traffic signals, shall be scheduled to minimize the time during which the signal is operated without detectors, and prior approval from the Engineer shall be required. TMC shall be notified in advance of cutting a loop detector, and be immediately notified once the loop detector has been reinstalled. The Contractor shall provide sufficient advance notice of the loop detector work with the Engineer to ensure the aforementioned requirements are met.

It is required that all temporary traffic control work and related items shall either be performed entirely by the Contractor's own organization, or totally subcontracted. Maintenance of equipment shall not be subject to this requirement.

Any deficiencies related to temporary traffic control that are reported to the Contractor in writing shall be corrected within 24 hours or as directed by the Engineer. Failure to comply will result in non-payment for those devices that are found to be deficient for the duration of the deficiency. Serious deficiencies that are not corrected immediately shall result in suspension of work until items identified are brought back into compliance.

At the end of each day's work, the Contractor shall correct all pavement edge drop-offs in accordance with Table 6G-1 in the Delaware MUTCD. This corrective work shall be accomplished with Temporary Roadway Material (TRM) unless an alternate method is specified in the Plans. All ruts and potholes shall be filled with TRM as soon as possible but no later than the end of each work day. Placement and Payment of TRM shall be completed in accordance with Section 402 of the Standard Specifications. If temporary elimination of a drop-off hazard cannot be accomplished, then the area should be properly marked and protected with temporary traffic control devices such as temporary barricades, warning signs, flashing lights, etc. as required by Section 6G.21 of the Delaware MUTCD.

All open trench excavation accessible by vehicular traffic must be backfilled prior to the end of each working day. Steel plates shall not be used except in emergency situations and only with prior written approval from the Engineer unless otherwise directed by the Plans.

The Contractor shall submit, at or prior to the preconstruction meeting, detailed drawings including but not limited to existing striping lengths, lane and shoulder widths, turn lane lengths, locations of stop bars, turn arrows, crosswalks and railroad crossings. The drawings shall depict the existing pavement markings for each project location. These drawings will be reviewed by the Department's Traffic Section to determine the need for modification(s) for compliance with the Delaware MUTCD. Temporary pavement markings, on the final pavement surface, shall match the Plan dimensions and layout or the approved drawings of the permanent markings in compliance with Section 3 of the Delaware MUTCD. All conflicting or errant striping shall be removed as directed by the Engineer in compliance with the specifications for Item 748530 (Removal of Pavement Striping).

At the end of each day's operation and before traffic is returned to unrestricted roadway use, temporary striping shall be utilized when the existing pavement is milled and hot mix will not be placed the same day or more than a single course of hot mix is to be placed or permanent roadway striping cannot be placed on the same day as the placement of the final course of hot mix. Placement of temporary striping shall receive prior approval from the Engineer and the contractor shall apply temporary pavement markings in accordance with the requirements of Section 748 of Delaware Standard specifications and the Delaware MUTCD. Payment for temporary pavement striping shall be made at the unit price bid for item 748 - Temporary Striping. Payment for final striping will be included in the applicable striping item.

The Contractor shall have temporary striping/delineating materials (such as raised markers, tape, and other approved materials) available at the job site for verification by the Department prior to starting the hot-mix paving operation on roads to be immediately opened to traffic. These materials shall be used by the Contractor for temporary markings if he/she fails to apply temporary marking paint, etc., as required by the Delaware MUTCD. No paving operations on roads to be immediately opened to traffic will be allowed unless such verification has been made for the availability of the materials at the job site.

Travel lane and ramp closings on multilane highways and Interstates shall not be permitted during the following holiday periods:

- December 24 through December 27 (Christmas Day)
- December 31 through January 3 (New Years Day)
- Friday prior to Easter through Easter Sunday
- Thursday prior to Memorial Day through the Tuesday following Memorial Day
- Dover International Speedway Race Weekends (Thursday prior to the race event through the day after the race event)
- July 3 through July 5 (Independence Day)
- Thursday prior to Labor Day through the Tuesday following Labor Day
- Wednesday prior to Thanksgiving Day through the Monday following Thanksgiving Day

Additional time restrictions may apply as noted in the project plans or as directed by the Engineer. Any requests to waive any restrictions must be made in writing to the Engineer for review and approval. A copy of the request shall be provided to the District Safety Officer for review.

### **Certification:**

Temporary traffic control devices used on all highways open to the public in this State shall conform to the Delaware MUTCD. All devices shall be crashworthy in accordance with the National Cooperative Highway Research Program (NCHRP) Report 350, the memorandum issued August 28, 1998 by The USDOT Federal Highway Administration, and/or in accordance with the latest edition of the Manual for Assessing Safety Hardware (MASH), published by the American Association of State Highway and Transportation Officials (AASHTO).

The Contractor shall submit certification for temporary traffic control devices or vendors used specifically on this project at or prior to the pre-construction meeting.

Certification of compliance with NCHRP report 350 and/or MASH is required for the following categories of temporary traffic control devices:

**Category I** contains small and lightweight channelizing and delineating control devices which includes cones, tubular markers, flexible delineator post and drums, all without any accessories or attachments.

**Category II** includes temporary traffic control devices that are not expected to produce significant vehicular velocity changes to impacting vehicles. These devices which shall weigh 45 kg or less, include Type I, II and III barricades, portable sign supports with signs, and intrusion alarms. Also included are drums, cones, and vertical panels with accessories or attachments.

**Category III** includes temporary traffic control devices that are expected to cause significant vehicular velocity changes to impacting vehicles. These devices which weigh more than 45 kg include temporary barrier, temporary impact attenuators, and truck-mounted attenuators.

**Category IV** includes portable or trailer-mounted devices such as arrow panels, variable message signs, temporary traffic signals and temporary area lighting.

For Category I devices, the manufacturer or Contractor may self-certify that the devices meet the NCHRP-350 and/or MASH criteria. The Contractor shall supply the Federal Highway Administration's NCHRP-350 and/or MASH acceptance letter for each type of device that falls under Category II and III devices.

### **Basis of Payment:**

Payment will be made at the Lump Sum price for "Maintenance of Traffic", for which price and payment constitutes full compensation for all maintenance of traffic activities accepted by the Engineer, which shall include the cost of furnishing and relocating permanent and temporary traffic control signs, traffic cones or drums, submission of temporary traffic control plan(s), submission of existing pavement marking drawings, submission of all required certifications, labor, equipment and incidentals necessary to complete the item. Payment to furnish and maintain other temporary traffic control devices including but not limited to Portable P.C.C. Safety Barrier, Truck Mounted Attenuators, Portable Changeable Message Signs, Arrow Panels and Portable Light Assemblies will be made at the contract unit price for each item.

**NOTE**

If the Contractor does not complete the Contract work within the Contract completion time (including approved extension time), the Contractor shall be responsible for providing the necessary temporary traffic control devices that are required to complete any remaining work. The costs of such temporary traffic control shall be borne by the Contractor. No additional payment will be made to the Contractor to maintain traffic in accordance with the Delaware MUTCD, contract plans and specifications. Temporary traffic control items include, but not be limited to, warning lights, warning signs, barricades, plastic drums, P.C.C. safety barrier, flaggers, traffic officers, arrow panels, message boards, and portable impact attenuators.

6/21/2011



STATE OF DELAWARE  
DEPARTMENT OF TRANSPORTATION  
800 BAY ROAD  
P.O. BOX 778  
DOVER, DELAWARE 19903

JENNIFER COHAN  
SECRETARY

**UTILITY STATEMENT  
STATE CONTRACT # T2016-061-03  
F.A.P. # ESTP-2016(03)  
PAVEMENT & REHABILITATION,  
NORTH III, 2016  
NEW CASTLE COUNTY,**

**Location: Naamans Road EB&WB from Concord Pike to 500' East of Foulk Road @ Bridge Deck.**

The following utility companies maintain facilities within the project limits:

**Comcast Cable  
Delmarva Power & Light, Electric Distribution  
Delmarva Power & Light, Gas  
New Castle County Special Services  
United Water  
AT&T  
Level 3 Communications  
Cavalier Telephone  
Verizon Delaware, LLC**

Utility adjustments and/or relocations shall be performed as narrated, but are not limited to the following:

**New Castle County Special Services**

The New Castle County Special Services maintains facilities within the project limits with no anticipated impacts.

Relocations and/or adjustments of NCC sewer shall be performed by the State's contractor in accordance with the respective agencies' standard specifications as directed by the District Engineer. The State contractor shall notify NCC Engineering a minimum of seven (7) calendar days in advance of the State contractor performing any necessary facility adjustments.

Outside of the companies and facilities discussed above, no additional utility relocation involvement is anticipated. Should any conflicts be encountered during construction requiring adjustment and/or relocation the necessary relocation work shall be accomplished by the respective agencies, as directed by the District Engineer. The State contractor shall coordinate

any potential conflicts with utility companies and provide adequate notice prior to performing work. Any adjustments and/or relocations of municipally owned sewer or water facilities shall be performed by the State's contractor in accordance with the respective agencies' standard specifications as directed by the District Engineer.

Delmarva Power & Light – Gas maintains 4"and 8" plastic high pressure and 12" steel transmission pressure gas mains on both sides of the road behind the curb the length of the project. There are several road crossings of Naamans Road. The Contractor must use care when working in these areas.

Del Dot Traffic maintains fiber, lighting and signal systems throughout the project limits. The Contractor must use care when working in these areas. Any adjustments to Del DOT Traffic facilities shall be performed by the State's contractor in accordance with the Standard Specifications as directed by the District Engineer.

### **General Notes**

- 1. The Contractor's attention is directed to Section 105.09 Utilities, Delaware Standard Specifications, August 2001. The Contractor shall contact Miss Utility (1-800-282-8555) two working days prior to any excavation. The Contractor is responsible for the support and protection of all utilities when excavating. The Contractor is responsible for ensuring proper clearances, including safety clearances, from overhead utilities for construction equipment. The Contractor is advised to check the site for access purposes for his equipment and, if necessary, make arrangements directly with the utility companies for field adjustments for adequate clearances.**
- 2. The information shown in the Contract Documents, including the Utility Statement and the Utility Schedule contained herein, concerning the location, type and size of existing and proposed utilities, their locations, and construction timing has been compiled by the preparer based on information furnished by each of the involved Utility Companies. It shall be the responsibility of the State's Contractor to verify all information and coordinate with the Utility Companies prior to and during construction, as specified in Section 105.09 of the Standard Specifications.**
- 3. It is understood and agreed that the Contractor has considered in his bid all permanent and temporary utility appurtenances in their present and relocated positions as shown on the plans or described in the Utility Statement or are readily discernible and that no additional compensation will be allowed for any delays, inconvenience, or damage due to any interference from the utility facilities and appurtenances or the operation of moving them, except that the Contractor may be granted an equitable extension of time.**
- 4. Coordination and cooperation among the Utility Companies and the State's Contractor are of prime importance. Therefore, the Contractor is directed to contact the following Utility Company representatives with any questions regarding**

this work prior to submitting bids and work schedules. Proposed work schedules should reflect the Utility Companies' proposed relocations. The Utility Companies do not work on weekends or legal holidays.

Angel M. Collazo	Delmarva Power & Light, Elec. Dist.	302-454-4370
Theodore F. Waugh	Delmarva Power, Gas Engineering	302-429-3706
David C. Clark	NCC Dept. of Special Services	302-395-5705
Steve Mosher	Comcast Cablevision of Delmarva Inc.	610-466-1509
George Zang	Verizon Delaware, LLC	302-422-1238
Deborah Butler	United Water Delaware Inc.	302-633-5905 x304
Louis Mareello	AT&T	914-671-5330
Tim Eskridge	Level 3 Communications, LLC	610-785-1469
Harry Sheppard	Cavalier Telephone	302-224-7121

5. As outlined in Chapter 3 of the DelDOT Utilities Manual, individual utility companies are responsible for obtaining all required permits from municipal, State and federal government agencies and railroads. This includes but is not limited to water quality permits/DNREC Water Quality Certification, DNREC Subaqueous Lands/Wetlands permits, DNREC Coastal Zone Consistency Certification, County Floodplain permits (New Castle County only), U.S. Coast Guard permits, US Army Corps 404 permits, sediment and erosion permits, and railroad crossing permits.
6. Individual utility companies are required to restore any areas disturbed in conjunction with their relocation work. If an area is disturbed by a utility company and is not properly restored, the Department may have the highway contractor perform the necessary restoration. Any additional costs incurred as a result will be forwarded to the utility company.

#### **DIVISION OF TRANSPORTATION SOLUTIONS**

  
\_\_\_\_\_  
UTILITY COORDINATOR

4 Nov 2015  
DATE



**STATE OF DELAWARE  
DEPARTMENT OF TRANSPORTATION  
PO BOX 778  
DOVER, DELAWARE 19903**

**CERTIFICATE OF RIGHT-OF-WAY STATUS**

**STATE PROJECT NO. T201606103**

**F.A.P. NO. ESTP-2016(02)**

**PAVEMENT & REHABILITATION, NORTH III, 2016**

**NEW CASTLE COUNTY**

**Certificate of Right-of-Way Status – 100%**

**Status - LEVEL 1**

**As required by 23 CFR, Part 635, and other pertinent Federal and State regulations or laws, the following certifications are hereby made in reference to this highway project:**

All necessary real property interests have been acquired in accordance with current FHWA/State directives covering the acquisition of real property; and,

All necessary rights-of-way, including control of access rights when pertinent, have been acquired including legal and physical possession; and,


All project rights of way are currently available in accordance with the project right-of-way plans; and,

**Any residential displaced individuals or families have been relocated to decent, safe and sanitary housing, or adequate replacement housing has been made available in accordance with the provisions of the current Federal Highway Administration (FHWA) directive(s) covering the administration of the Highway Relocation Assistance Program; and,**

All occupants have vacated the lands and improvements; and,

The State has physical possession and the right to remove, salvage, or demolish any improvements acquired as part of this project, and enter on all land.

**RIGHT OF WAY SECTION**



Robert Cunningham  
Chief of Right of Way

September 29, 2015





STATE OF DELAWARE  
**DEPARTMENT OF TRANSPORTATION**  
800 BAY ROAD  
P.O. BOX 778  
DOVER, DELAWARE 19903

JENNIFER COHAN  
SECRETARY

November 16, 2015

ENVIRONMENTAL REQUIREMENTS

FOR

State Contract No. T201606103  
Federal Aid No.: ESTP – 2016(02)

Contract Title: Pavement and Rehabilitation, North III, 2016

In accordance with the procedural provisions for implementing the National Environmental Policy Act of 1969, as amended, the referenced project has been processed through the Department's Environmental Review Procedures and has been classified as a Level D/ Class II Action.

Due to the nature of the proposed construction activities, permits are not required for this project. However, the following construction requirements and special provisions have been developed to minimize and mitigate impact to the surrounding environs. These requirements by DelDOT not specified within the contract, but listed below, are the responsibility of the contractor and are subject to risk of shut down at the contractor's expense if not followed.

GENERAL REQUIREMENTS:

1. All construction debris, excavated material, brush, rocks, and refuse incidental to such work shall be placed either on shore above the influence of flood waters or on some suitable dumping ground.
2. That effort shall be made to keep construction debris from entering adjacent waterways or wetlands. Any debris that enters those areas shall be removed immediately.
3. The disposal of trees, brush, and other debris in any stream corridor, wetland, surface water, or drainage area is prohibited.

4. DelDOT Environmental Studies Section (302) 760-2264 must be notified if there are any changes to the project methods, footprint, materials, or designs, to allow the Department to coordinate with the appropriate resource agencies (COE, DNREC, and SHPO), for approval.



STATE OF DELAWARE  
DEPARTMENT OF TRANSPORTATION  
800 BAY ROAD  
P.O. Box 778  
DOVER, DELAWARE 19903

JENNIFER COHAN  
SECRETARY

**RAILROAD STATEMENT**

**For**

**State Contract No.:** T201606103

**Federal Aid No.:** ESTP-2016(02)

**Project Title:** Pavement & Rehabilitation, North III, 2016

**The following railroad companies maintain facilities within the contract limits:**


- |  |   |
|--|---|
| <input type="checkbox"/> Amtrak              | <input type="checkbox"/> Maryland & Delaware  |
| <input type="checkbox"/> CSX                 | <input type="checkbox"/> Norfolk Southern     |
| <input type="checkbox"/> Delaware Coast Line | <input type="checkbox"/> Wilmington & Western |
| <input type="checkbox"/> East Penn           | <input checked="" type="checkbox"/> None      |

DOT Inventory No.: \_\_\_\_\_ No. Trains/Day: \_\_\_\_\_ Passenger Trains (Y / N): \_\_\_\_\_

**In accordance with 23 CFR 635, herein is the railroad statement of coordination (check one):**

- ☒ No Railroad involvement.
- ☐ Railroad Agreement unnecessary but railroad flagging required. The contractor shall follow requirements stated in the DelDOT Maintenance of Railroad Traffic Item in the Special Provisions. Contractor shall coordinate railroad flagging with DelDOT's Railroad Program Manager at (302) 760-2183.
- ☐ Railroad Agreement required. The necessary railroad agreement, attached, is complete and fully executed. Railroad related work to be undertaken and completed as required for proper coordination with physical construction schedules. The Contractor shall follow requirements stated in the DelDOT Maintenance of Railroad Traffic Item in the Special Provisions. Contractor shall coordinate railroad flagging with DelDOT's Railroad Program Manager at (302) 760-2183.

**Approved As To Form:**

  
\_\_\_\_\_  
Robert A. Perrine  
DelDOT Railroad Program Manager

9/28/15

\_\_\_\_\_  
DATE

# **BID PROPOSAL FORMS**

CONTRACT T201606103.01

FEDERAL AID PROJECT ESTP-2016(02)

DELAWARE DEPARTMENT OF TRANSPORTATION  
SCHEDULE OF ITEMS

PAGE: 1  
DATE:

CONTRACT ID: T201606103.01

PROJECT(S): ESTP-2016(02)

All figures must be typewritten.

CONTRACTOR : \_\_\_\_\_

LINE NO	ITEM DESCRIPTION	APPROX. QUANTITY AND UNITS	UNIT PRICE		BID AMOUNT	
			DOLLARS	CTS	DOLLARS	CTS

SECTION 0001 Category 0001

0010	302005 GRADED AGGREGATE BASE COURSE, TYPE B	TON	207.000			
0020	401696 ENTRANCE, DRIVEWAY AND INTERSECTING STREET PAVING SURCHARGE	TON	1475.000			
0030	401823 BITUMINOUS CONCRETE, SUPERPAVE, BITUMINOUS CONCRETE BASE COURSE, 160 GYRATIONS, PG 64-22, PATCHING	TON	500.000			
0040	401833 BITUMINOUS CONCRETE, SUPERPAVE, TYPE C, 160 GYRATIONS, PG 76-22, (NON-CARBONATE STONE)	TON	15500.000			
0050	402000 BITUMINOUS CONCRETE AND/OR COLD-LAID BITUMINOUS CONCRETE (TRM)	TON	210.000			
0060	406001 BITUMINOUS CONCRETE PATCHING	SYIN	8600.000			
0070	701016 INTEGRAL PORTLAND CEMENT CONCRETE CURB & GUTTER, TYPE 1-4	LF	33.000			
0080	701017 INTEGRAL PORTLAND CEMENT CONCRETE CURB & GUTTER, TYPE 1-6	LF	450.000			

DELAWARE DEPARTMENT OF TRANSPORTATION  
SCHEDULE OF ITEMS

PAGE: 2  
DATE:

CONTRACT ID: T201606103.01

PROJECT(S): ESTP-2016(02)

All figures must be typewritten.

CONTRACTOR : \_\_\_\_\_

LINE NO	ITEM DESCRIPTION	APPROX. QUANTITY AND UNITS	UNIT PRICE		BID AMOUNT	
			DOLLARS	CTS	DOLLARS	CTS
0090	701019 INTEGRAL PORTLAND CEMENT CONCRETE CURB & GUTTER, TYPE 3-4	53.000 LF				
0100	701020 INTEGRAL PORTLAND CEMENT CONCRETE CURB & GUTTER, TYPE 1-8	1136.000 LF				
0110	701022 INTEGRAL PORTLAND CEMENT CONCRETE CURB & GUTTER, TYPE 3-8	259.000 LF				
0120	701023 INTEGRAL PORTLAND CEMENT CONCRETE CURB & GUTTER, TYPE 3-6	617.000 LF				
0130	701025 PORTLAND CEMENT CONCRETE CURB, TYPE 2 MODIFIED	947.000 LF				
0140	705001 P.C.C. SIDEWALK, 4"	1801.000 SF				
0150	705002 P.C.C. SIDEWALK, 6"	4243.000 SF				
0160	705007 SIDEWALK SURFACE DETECTABLE WARNING SYSTEM	995.000 SF				
0170	705008 CURB RAMP, TYPE 1	1303.000 SF				
0180	705009 CURB RAMP, TYPE 2, 3, AND/OR 4	5831.000 SF				

DELAWARE DEPARTMENT OF TRANSPORTATION  
SCHEDULE OF ITEMS

PAGE: 3  
DATE:

CONTRACT ID: T201606103.01

PROJECT(S): ESTP-2016(02)

All figures must be typewritten.

CONTRACTOR : \_\_\_\_\_

LINE NO	ITEM DESCRIPTION	APPROX. QUANTITY AND UNITS	UNIT PRICE		BID AMOUNT	
			DOLLARS	CTS	DOLLARS	CTS
0190	705010 CURB RAMP, TYPE 5	888.000				
	SF					
0200	708060 REPLACE DRAINAGE INLET GRATE (S)	4.000				
	EACH					
0210	708061 REPLACE DRAINAGE INLET FRAME (S)	4.000				
	EACH					
0220	710001 ADJUSTING AND REPAIRING EXISTING DRAINAGE INLET	41.000				
	EACH					
0230	710002 ADJUSTING AND REPAIRING EXISTING MANHOLE	20.000				
	EACH					
0240	720611 FLEXIBLE DELINEATOR, PERMANENT	2.000				
	EACH					
0250	743003 ARROWPANELS, TYPE C	200.000				
	EADY					
0260	743004 FURNISH AND MAINTAIN PORTABLE CHANGEABLE MESSAGE SIGN	75.000				
	EADY					
0270	743007 TRAFFIC OFFICERS	1500.000	75.00000		112500.00	
	HOURL					
0280	743010 FURNISH AND MAINTAIN TRUCK MOUNTED ATTENUATOR, TYPE II	150.000				
	EADY					

DELAWARE DEPARTMENT OF TRANSPORTATION  
SCHEDULE OF ITEMS

PAGE: 4  
DATE:

CONTRACT ID: T201606103.01

PROJECT(S): ESTP-2016(02)

All figures must be typewritten.

CONTRACTOR : \_\_\_\_\_

LINE NO	ITEM DESCRIPTION	APPROX. QUANTITY AND UNITS	UNIT PRICE		BID AMOUNT	
			DOLLARS	CTS	DOLLARS	CTS
0290	743056 FLAGGER, NEW CASTLE COUNTY, FEDERAL	3500.000 HOUR				
0300	743065 FLAGGER, NEW CASTLE COUNTY, FEDERAL, OVERTIME	350.000 HOUR				
0310	744506 CONDUIT JUNCTION WELL, TYPE 7, PRECAST POLYMER CONCRETE	1.000 EACH				
0320	744530 CONDUIT JUNCTION WELL, TYPE 11, PRECAST CONCRETE/ POLYMER LID-FRAME	5.000 EACH				
0330	744531 CONDUIT JUNCTION WELL, TYPE 14, PRECAST CONCRETE/ POLYMER LID-FRAME	1.000 EACH				
0340	744532 CONDUIT JUNCTION WELL, TYPE 15, PRECAST CONCRETE/ POLYMET LID-FRAME	2.000 EACH				
0350	744541 FURNISH & INSTALL FRAME AND LID FOR JUNCTION WELL, TYPE 11	6.000 EACH				
0360	744542 FURNISH & INSTALL FRAME AND LID FOR JUNCTION WELL, TYPE 14	1.000 EACH				
0370	744544 ADJUST OR REPAIR EXISTING CONDUIT JUNCTION WELL	34.000 EACH				



DELAWARE DEPARTMENT OF TRANSPORTATION  
SCHEDULE OF ITEMS

PAGE: 5  
DATE:

CONTRACT ID: T201606103.01

PROJECT(S): ESTP-2016(02)

All figures must be typewritten.

CONTRACTOR : \_\_\_\_\_

LINE NO	ITEM DESCRIPTION	APPROX. QUANTITY AND UNITS	UNIT PRICE		BID AMOUNT	
			DOLLARS	CTS	DOLLARS	CTS
0380	745602 FURNISH & INSTALL UP TO 4" SCHEDULE 80 HDPE CONDUIT (BORE)	1235.000 LF				
0390	745603 FURNISH & INSTALL UP TO 4" SCHEDULE 80 PVC CONDUIT (OPEN CUT)	130.000 LF				
0400	745604 FURNISH & INSTALL UP TO 4" SCHEDULE 80 PVC CONDUIT (TRENCH)	255.000 LF				
0410	745606 FURNISH & INSTALL UP TO 4" GALVANIZED STEEL CONDUIT (TRENCH)	200.000 LF				
0420	745607 FURNISH & INSTALL UP TO 4" GALVANIZED STEEL CONDUIT (BORE)	100.000 LF				
0430	746614 POLE BASE EXTENSION	56.000 CF				
0440	746847 POLE BASE, TYPE 3	1.000 EACH				
0450	746848 POLE BASE, TYPE 3A	3.000 EACH				
0460	746849 POLE BASE, TYPE 3B	3.000 EACH				
0470	746850 POLE BASE, TYPE 4A	7.000 EACH				

DELAWARE DEPARTMENT OF TRANSPORTATION  
SCHEDULE OF ITEMS

PAGE: 6  
DATE:

CONTRACT ID: T201606103.01

PROJECT(S): ESTP-2016(02)

All figures must be typewritten.

CONTRACTOR : \_\_\_\_\_

LINE NO	ITEM DESCRIPTION	APPROX. QUANTITY AND UNITS	UNIT PRICE		BID AMOUNT	
			DOLLARS	CTS	DOLLARS	CTS
0480	746924 FURNISH & INSTALL LOOP WIRE 1-CONDUCTOR #14 AWG ENCASED IN 1/4" FLEXIBLE TUBING IN A LOOP SAWCUT	5870.000 LF				
0490	747516 CABINET BASE, TYPE P	2.000 EACH				
0500	748015 PERMANENT PAVEMENT STRIPING, SYMBOL/LEGEND ALKYD-THERMOPLAST IC	14081.000 SF				
0510	748019 TEMPORARY MARKINGS, PAINT, 4"	153840.000 LF				
0520	748026 TEMPORARY MARKINGS, PAINT SYMBOL/LEGEND	28162.000 SF				
0530	748027 PERMANENT PAVEMENT STRIPING, ALKYD-THERMOPLASTIC, 12"	58.000 LF				
0540	748033 PERMANENT PAVEMENT STRIPING, ALKYD-THERMOPLASTIC, 5"	275.000 LF				
0550	748502 RAISED/RECESSED PAVEMENT MARKER	550.000 EACH				
0560	748548 PERMANENT PAVEMENT STRIPING, EPOXY RESIN PAINT, WHITE/YELLOW, 5"	76920.000 LF				

DELAWARE DEPARTMENT OF TRANSPORTATION  
SCHEDULE OF ITEMS

PAGE: 7  
DATE:

CONTRACT ID: T201606103.01

PROJECT(S): ESTP-2016(02)

All figures must be typewritten.

CONTRACTOR : \_\_\_\_\_

LINE NO	ITEM DESCRIPTION	APPROX. QUANTITY AND UNITS	UNIT PRICE		BID AMOUNT	
			DOLLARS	CTS	DOLLARS	CTS
0570	749687 INSTALLATION OR REMOVAL OF TRAFFIC SIGN(S) ON SINGLE SIGN POST	EACH 284.000				
0580	749688 INSTALLATION OF 4" DIAMETER HOLE, LESS THAN OR EQUAL TO 6" DEPTH	EACH 33.000				
0590	749690 INSTALLATION OR REMOVAL OF TRAFFIC SIGNS ON MULTIPLE SIGN POSTS	SF 16.000				
0600	758000 REMOVAL OF EXISTING PORTLAND CEMENTCONCRETE PAVEMENT, CURB, SIDEWALK, ETC.	SY 234.000				
0610	760507 PROFILE MILLING, BITUMINOUS CONCRETE	SYIN 267220.000				
0620	762001 SAW CUTTING, BITUMINOUS CONCRETE	LF 4040.000				
0630	762002 SAW CUTTING, CONCRETE, FULL DEPTH	LF 1050.000				
0640	763000 INITIAL EXPENSE	LUMP	LUMP			
0650	763621 CONSTRUCTION ENGINEERING, REHABILITATION	50.000 HOUR				
0660	763643 MAINTENANCE OF TRAFFIC, ALL INCLUSIVE	LUMP	LUMP			

DELAWARE DEPARTMENT OF TRANSPORTATION  
SCHEDULE OF ITEMS

PAGE: 8  
DATE:

CONTRACT ID: T201606103.01

PROJECT(S): ESTP-2016(02)

All figures must be typewritten.

CONTRACTOR : \_\_\_\_\_

LINE NO	ITEM DESCRIPTION	APPROX. QUANTITY AND UNITS	UNIT PRICE		BID AMOUNT	
			DOLLARS	CTS	DOLLARS	CTS
0670	905004 INLET SEDIMENT CONTROL, DRAINAGE INLET	240.000 EACH				
0680	908001 TOPSOIL (TON)	145.000 TON				
0690	908014 PERMANENT GRASS SEEDING, DRY GROUND	360.000 SY				
	SECTION 0001 TOTAL					
	TOTAL BID					

**CERTIFICATION**

Contract No. T201606103.01  
Federal Aid Project No. ESTP-2016(02)

The undersigned bidder, \_\_\_\_\_  
whose address is \_\_\_\_\_  
and telephone number is \_\_\_\_\_ hereby certifies the following:

I/We have carefully examined the location of the proposed work, the proposed plans and specifications, and will be bound, upon award of this contract by the Department of Transportation, to execute in accordance with such award, a contract with necessary surety bond, of which contract this proposal and said plans and specifications shall be a part, to provide all necessary machinery, tools, labor and other means of construction, and to do all the work and to furnish all the materials necessary to perform and complete the said contract within the time and as required in accordance with the requirements of the Department of Transportation, and at the unit prices for the various items as listed on the preceding pages.

**Bidder's Certification Statement [US DOT Suspension and Debarment Regulation (49 CFR 29)]:**

**NOTICE:** All contractors who hold prime contracts (Federal Aid) with DelDOT are advised that the prime contractor and subcontractors are required to submit to DelDOT a signed and notary attested copy of the Bidder Certification Statement for each and every subcontract that will be utilized by the prime contractor. This Certification must be filed with DelDOT prior to written approval being granted for each and every subcontractor. Copies of the Certification Form are available from the appropriate District Construction Office.

Under penalty of perjury under the laws of the United States, that I/We, or any person associated therewith in the capacity of (owner, partner, director, officer, principal, investigator, project director, manager, auditor, or any position involving the administration federal funds):

- a. am/are not currently under suspension, debarment, voluntary exclusion, or determination of ineligibility by any federal agency;
- b. have not been suspended, debarred, voluntarily excluded or determined ineligible by any federal agency within the past 3 years;
- c. do not have a proposed debarment pending; and,
- d. have not been indicted, convicted, or had a civil judgement rendered against (it) by a court of competent jurisdiction in any matter involving fraud or official misconduct within the past 3 years.

Exceptions will not necessarily result in denial of award, but will be considered in determining bidder responsibility. For any exception noted, indicate below to whom it applies, initiating agency, and dates of action. Providing false information may result in criminal prosecution or administrative sanctions.

\_\_\_\_\_  
\_\_\_\_\_  
\_\_\_\_\_  
(Insert Exceptions)

**DBE Program Assurance:**

**NOTICE:** In accordance with 49 CFR Part 26 the undersigned, a legally authorized representative of the bidder listed below, must complete this assurance.

By its signature affixed hereto, assures the Department that it will attain DBE participation as indicated:

**Disadvantaged Business Enterprise \_\_\_\_\_ percent** (blank to be filled in by bidder)

The foregoing quantities are considered to be approximate only and are given as the basis for comparison of bids. The Department of Transportation may increase or decrease the amount of any item or portion of the work as may be deemed necessary or expedient. Any such increase or decrease in the quantity for any item will not be regarded as a sufficient ground for an increase or decrease in the unit prices, nor in the time allowed for the completion of the work, except as provided in the contract.

Accompanying this proposal is a surety bond or a security of the bidder assigned to the Department of Transportation, for at least ten (10) percentum of total amount of the proposal, which deposit is to be forfeited as liquidated damages in case this proposal is accepted, and the undersigned shall fail to execute a contract with necessary bond, when required, for the performance of said contract with the Department of Transportation, under the conditions of this proposal, within twenty (20) days after date of official notice of the award of the contract as provided in the requirement and specifications hereto attached; otherwise said deposit is to be returned to the undersigned.

I/We are licensed, or have initiated the license application as required by Section 2502, Chapter 25, Title 30, of the Delaware Code.

By submission of this proposal, each person signing on behalf of the bidder, certifies as to its own organization, under penalty of perjury, that to the best of each signer's knowledge and belief:

1. The prices in this proposal have been arrived at independently without collusion, consultation, communication, or Agreement with any other bidder or with any competitor for the purpose of restricting competition.
2. Unless required by law, the prices which have been quoted in this proposal have not been knowingly disclosed and will not knowingly be disclosed by the bidder, directly or indirectly, to any other bidder or competitor prior to the opening of proposals.
3. No attempt has been made or will be made by the bidder to induce any other person, partnership, or corporation to submit or not to submit a proposal for the purpose of restricting competition.

I/We acknowledge receipt and incorporation of addenda to this proposal as follows:

No.	Date	No.	Date	No.	Date	No.	Date	No.	Date
-----	------	-----	------	-----	------	-----	------	-----	------

**BIDDERS MUST ACKNOWLEDGE RECEIPT OF ALL ADDENDA**

**MUST INSERT DATE OF FINAL QUESTIONS AND ANSWERS ON WEBSITE:** \_\_\_\_\_

Sealed and dated this \_\_\_\_\_ day of \_\_\_\_\_ in the year of our Lord two thousand \_\_\_\_\_ (20\_\_\_\_).

\_\_\_\_\_  
Name of Bidder (Organization)

Corporate  
Seal

By: \_\_\_\_\_  
Authorized Signature

Attest \_\_\_\_\_

\_\_\_\_\_  
Title

SWORN TO AND SUBSCRIBED BEFORE ME this \_\_\_\_ day of \_\_\_\_\_, 20\_\_\_\_.

Notary  
Seal

\_\_\_\_\_  
Notary

**BID BOND**

TO ACCOMPANY PROPOSAL  
(Not necessary if security is used)

KNOW ALL MEN BY THESE PRESENTS That: \_\_\_\_\_  
of \_\_\_\_\_ in the County of \_\_\_\_\_ and State of \_\_\_\_\_ as  
**Principal**, and \_\_\_\_\_ of \_\_\_\_\_ in the County of  
\_\_\_\_\_ and State of \_\_\_\_\_ as **Surety**, legally authorized to do business in the State of  
Delaware ("**State**"), are held and firmly unto the **State** in the sum of \_\_\_\_\_  
Dollars (\$ \_\_\_\_\_), or \_\_\_\_\_ percent not to exceed \_\_\_\_\_  
Dollars (\$ \_\_\_\_\_) of amount of bid on Contract  
No. T201606103.01, to be paid to the **State** for the use and benefit of its Department of Transportation  
("**DelDOT**") for which payment well and truly to be made, we do bind ourselves, our and each of our heirs,  
executors, administrators, and successors, jointly and severally for and in the whole firmly by these presents.

NOW THE CONDITION OF THIS OBLIGATION IS SUCH That if the above bounden **Principal** who  
has submitted to the **DelDOT** a certain proposal to enter into this contract for the furnishing of certain  
materiel and/or services within the **State**, shall be awarded this Contract, and if said **Principal** shall well and  
truly enter into and execute this Contract as may be required by the terms of this Contract and approved by  
the **DelDOT**, this Contract to be entered into within twenty days after the date of official notice of the award  
thereof in accordance with the terms of said proposal, then this obligation shall be void or else to be and  
remain in full force and virtue.

Sealed with \_\_\_\_\_ seal and dated this \_\_\_\_\_ day of \_\_\_\_\_ in the year of our Lord  
two thousand and \_\_\_\_\_ ( 20 \_\_\_\_\_ ).

SEALED, AND DELIVERED IN THE  
presence of

Corporate  
Seal

\_\_\_\_\_  
Name of Bidder (Organization)

By: \_\_\_\_\_  
Authorized Signature

Attest \_\_\_\_\_

\_\_\_\_\_  
Title

\_\_\_\_\_  
Name of **Surety**

Witness: \_\_\_\_\_

By: \_\_\_\_\_

\_\_\_\_\_  
Title