

STATE OF DELAWARE

This Copy is for information only.
You must request a CD from
DeIDOT in order to bid.



DEPARTMENT OF TRANSPORTATION

BID PROPOSAL

for

CONTRACT T201607303.01

FEDERAL AID PROJECT NO. EBROS-S039(02)

PRIME HOOK ROAD IMPROVEMENTS

SUSSEX COUNTY

ADVERTISEMENT DATE October 5, 2015

COMPLETION TIME: 152 Calendar Days

SPECIFICATIONS FOR ROAD AND BRIDGE CONSTRUCTION
DELAWARE DEPARTMENT OF TRANSPORTATION
AUGUST 2001

Bids will be received in the Bidder's Room at the Delaware Department of Transportation's Administration Building, 800 Bay Road, Dover, Delaware until 2:00 P.M. local time **November 3, 2015**

Contract No.T201607303.01
Federal Aid Project No. EBROS-S039(02)

PRIME HOOK ROAD IMPROVEMENTS
SUSSEX COUNTY

GENERAL DESCRIPTION

LOCATION

These improvements are located in Sussex County more specifically shown on the Location Map(s) of the enclosed Plans.

DESCRIPTION

The improvements consist of furnishing all labor and materials for improving Prime Hook Road to reduce the frequency of water overtopping the road and the frequency of roadway washouts from storm events. The work will include the construction of a prestressed concrete girder bridge on piles, raising of the approach roadway, installation of guardrail, placement of riprap in the channel for scour protection, and tying the channel into the newly created canals. A temporary roadway will be constructed to maintain traffic during construction of the new bridge., and other incidental construction in accordance with the location, notes and details shown on the plans and as directed by the Engineer.

COMPLETION TIME

All work on this contract must be complete within 152 Calendar Days. The Contract Time includes an allowance for 23 Weather Days. It is the Department's intent to issue a Notice to Proceed such that work starts on or about February 3, 2016.

PROSPECTIVE BIDDERS NOTES:

1. BIDDERS MUST BE REGISTERED with DelDOT and request a CD of the official plans and specifications in order to submit a bid. Contact DelDOT at dot-ask@state.de.us, or (302) 760-2031.
2. QUESTIONS regarding this project are to be e-mailed to dot-ask@state.de.us no less than six business days prior to the proposal opening date in order to receive a response. Please include T201607303.01 in the subject line. Responses to inquiries are posted on-line at <http://www.bids.delaware.gov>.
3. This project incorporates the electronic bidding system **Expedite, version 5.9a**. Bidders wishing to use the electronic bidding option will find the installation file on the plan holders bid file disk. The installation file and instructions are also available on DelDOT's Website at: http://www.deldot.gov/information/business/bids/const_proj_bid_info.shtml.
4. Each proposal must be accompanied by a deposit of either surety bond or security for a sum equal to at least 10% of the bid.
5. No retainage will be withheld on this contract.
6. The Department's External Complaint Procedure can be viewed on DelDOT's Website at: <http://www.deldot.gov/information/business/>, or you may request a copy by calling (302) 760-2555.
7. **SPECIFICATIONS:** New Supplemental Specifications to the August 2001 Standard Specifications were issued November 24, 2014 and apply to this project. They can be [viewed here](#). The Department is currently updating the August 2001 Specifications for Road and Bridge Construction. Through this update, some Divisions were renumbered and some new ones were created and added. The *Specifications Note* document is for the use by the bidders to reference the new numbers to the past numbers used for bidding purposes on previous Department contracts.
8. **PLEASE NOTE** the requirements of special provision 'Changes to Project Documents During Advertisement' have moved to Supplemental Specifications, the special provision is no longer needed.
9. **PLEASE NOTE** federal requirements for the DBE program under [49CFR §26.53\(b\)\(3\)\(i\)\(B\)](#) have changed effective November 3, 2014. Submission of DBE participation information is now required from the lowest apparent bidder no later than seven (7) days after bid opening (*formerly 10 days*).

Contract No.T201607303.01
CONSTRUCTION ITEMS UNITS OF MEASURE

English Code	English Description	Multiply By	Metric Code	Metric Description	Suggested CEC Metric Code
ACRE	Acre	0.4047	ha	Hectare	HECTARE
BAG	Bag	N/A	Bag	Bag	BAG
C.F.	Cubic Foot	0.02832	m ³	Cubic Meter	M3
C.Y.	Cubic Yard	0.7646	m ³	Cubic Meter	M3
EA-DY	Each Day	N/A	EA-DY	Each Day	EA-DY
EA-MO	Each Month	N/A	EA-MO	Each Month	EA-MO
EA/NT	Each Night	N/A	EA-NT	Each Night	EA/NT
EACH	Each	N/A	EA	Each	EACH
GAL	Gallon	3.785	L	Liter	L
HOUR	Hour	N/A	h	Hour	HOUR
INCH	Inch	25.4	mm	Millimeter	MM
L.F.	Linear Foot	0.3048	m	Linear Meter	L.M.
L.S.	Lump Sum	N/A	L.S.	Lump Sum	L.S.
LA-MI	Lane Mile	1.609	LA-km	Lane-Kilometer	LA-KM
LB	Pound	0.4536	kg	Kilogram	KG
MFBM	Thousand Feet of Board Measure	2.3597	m ³	Cubic Meter	M3
MGAL	Thousand Gallons	3.785	kL	Kiloliter	KL
MILE	Mile	1.609	km	Kilometer	KM
S.F.	Square Foot	0.0929	m ²	Square Meter	M2
S.Y.	Square Yard	0.8361	m ²	Square Meter	M2
SY-IN	Square Yard-Inch	0.8495	m ² -25 mm	Square Meter-25 Millimeter	M2-25 MM
TON	Ton	.9072	t	Metric Ton (1000kg)	TON
N.A.*	Kip	4.448	kN	Kilonewton	N.A.*
N.A.*	Thousand Pounds per Square Inch	6.895	MPa	Megapascal	N.A.*

*Not used for units of measurement for payment.

TABLE OF CONTENTS

GENERAL DESCRIPTION.....	<u>i</u>
LOCATION.....	<u>i</u>
DESCRIPTION.....	<u>i</u>
COMPLETION TIME.....	<u>i</u>
PROSPECTIVE BIDDERS NOTES.....	<u>i</u>
CONSTRUCTION ITEMS UNITS OF MEASURE.....	<u>ii</u>
GENERAL NOTICES.....	<u>1</u>
SPECIFICATIONS.....	<u>1</u>
CLARIFICATIONS.....	<u>1</u>
ATTESTING TO NON-COLLUSION.....	<u>1</u>
QUANTITIES.....	<u>1</u>
PREFERENCE FOR DELAWARE LABOR.....	<u>1</u>
EQUALITY OF EMPLOYMENT OPPORTUNITY ON PUBLIC WORKS.....	<u>1</u>
TAX CLEARANCE.....	<u>2</u>
LICENSE.....	<u>2</u>
DIFFERING SITE CONDITIONS.....	<u>2</u>
CONFLICT WITH FEDERAL STATUTES OR REGULATIONS.....	<u>3</u>
FEDERAL LABOR AND EMPLOYMENT REQUIREMENTS.....	<u>3</u>
CONVICT PRODUCED MATERIALS:.....	<u>3</u>
TO REPORT BID RIGGING ACTIVITIES.....	<u>4</u>
NOTICE OF REQUIREMENT FOR AFFIRMATIVE ACTION.....	<u>5</u>
STANDARD FEDERAL EQUAL EMPLOYMENT OPPORTUNITY.....	<u>6</u>
TRAINING SPECIAL PROVISIONS.....	<u>9</u>
INTERMODAL SURFACE TRANSPORTATION EFFICIENCY ACT.....	<u>10</u>
DISADVANTAGED BUSINESS ENTERPRISE (DBE) PROGRAM SPECIFICATION.....	<u>10</u>
CRITICAL DBE REQUIREMENTS.....	<u>12</u>
GUIDANCE FOR GOOD FAITH EFFORT.....	<u>13</u>
REQUIRED CONTRACT PROVISIONS - FEDERAL-AID CONSTRUCTION CONTRACTS....	<u>15</u>
I. GENERAL.....	<u>15</u>
II. NONDISCRIMINATION.....	<u>15</u>
III. NONSEGREGATED FACILITIES.....	<u>19</u>
IV. DAVIS-BACON AND RELATED ACT PROVISIONS.....	<u>19</u>
V. CONTRACT WORK HOURS AND SAFETY STANDARDS ACT.....	<u>24</u>
VI. SUBLETTING OR ASSIGNING THE CONTRACT.....	<u>24</u>
VII. SAFETY: ACCIDENT PREVENTION.....	<u>25</u>
VIII. FALSE STATEMENTS CONCERNING HIGHWAY PROJECTS.....	<u>26</u>
IX. IMPLEMENTATION OF CLEAN AIR ACT AND FEDERAL WATER POLLUTION CONTROL ACT.....	<u>26</u>
X. CERTIFICATION REGARDING DEBARMENT, SUSPENSION, INELIGIBILITY.....	<u>26</u>
XI. CERTIFICATION REGARDING USE OF CONTRACT FUNDS FOR LOBBYING.....	<u>29</u>
APPENDICES TO THE TITLE VI ASSURANCE.....	<u>30</u>
PREVAILING WAGES.....	<u>32</u>
PREVAILING WAGE REQUIREMENTS.....	<u>32</u>
APPLICABILITY OF DAVIS-BACON LABOR STANDARD PROVISIONS TO FLAGGERS.....	<u>36</u>
ALL AGENCY MEMORANDUM NO. 130.....	<u>36</u>
SUPPLEMENTAL SPECIFICATIONS.....	<u>37</u>
SPECIAL PROVISIONS.....	<u>38</u>
CONSTRUCTION ITEM NUMBERS.....	<u>39</u>
401502 - ASPHALT CEMENT COST ADJUSTMENT.....	<u>40</u>
302514 - MILLED HOT-MIX BASE COURSE.....	<u>41</u>
401699 - QUALITY CONTROL/QUALITY ASSURANCE OF BITUMINOUS CONCRETE....	<u>44</u>
401752 – SAFETY EDGE FOR ROADWAY PAVEMENT.....	<u>56</u>
401801 - BITUMINOUS CONCRETE, SUPERPAVE, TYPE C, 160 GYRATIONS, PG 64-22 (CARBONATE STONE).....	<u>57</u>

401810 - BITUMINOUS CONCRETE, SUPERPAVE, TYPE B, 160 GYRATIONS, PG 64-22.	<u>57</u>
401819 - BITUMINOUS CONCRETE, SUPERPAVE, BITUMINOUS CONCRETE BASE COURSE, 160 GYRATIONS, PG 64-22.	<u>57</u>
601520 - TEMPORARY TIMBER MAT.	<u>69</u>
602616 - WATERPROOFING P.C.C. MASONRY SURFACES.	<u>70</u>
606510 - HANDRAIL, TYPE 1.	<u>71</u>
618516 - ULTRA HIGH PERFORMANCE CONCRETE.	<u>72</u>
619519 - DYNAMIC PILE TESTING BY CONTRACTOR.	<u>76</u>
712531 - CHANNEL BED FILL.	<u>79</u>
720556 - BOLLARD.	<u>80</u>
720585 - GUARDRAIL END TREATMENT ATTENUATOR, TYPE 1 - 31.	<u>81</u>
748548 - PERMANENT PAVEMENT STRIPING, EPOXY RESIN PAINT, WHITE/YELLOW, 5"	<u>83</u>
748530 - REMOVAL OF PAVEMENT STRIPING.	<u>92</u>
748554 - PREFORMED RETROREFLECTIVE THERMOPLASTIC PAVEMENT MARKINGS, PEDESTRIAN SYMBOL.	<u>93</u>
749687 - INSTALLATION OR REMOVAL OF TRAFFIC SIGN ON SINGLE SIGN POST.	<u>97</u>
760510 - HIGH FRICTION SURFACE TREATMENT.	<u>98</u>
763501 - CONSTRUCTION ENGINEERING.	<u>103</u>
908513 - SALT TOLERANT SEEDING.	<u>110</u>
UTILITY STATEMENT.	<u>111</u>
RIGHT OF WAY CERTIFICATE.	<u>115</u>
ENVIRONMENTAL STATEMENT.	<u>116</u>
RAILROAD STATEMENT.	<u>119</u>
BID PROPOSAL FORMS.	<u>120</u>
CERTIFICATION.	<u>128</u>
BID BOND.	<u>130</u>

GENERAL NOTICES

SPECIFICATIONS:

The specifications entitled "Delaware Standard Specifications for Road and Bridge Construction, August, 2001", hereinafter referred to as the Standard Specifications; Supplemental Standard Specifications; the Special Provisions; notes on the Plans; this Bid Proposal; and any addenda thereto, shall govern the work to be performed under this contract.

CLARIFICATIONS:

Under any Section or Item included in the Contract, the Contractor shall be aware that when requirements, responsibilities, and furnishing of materials are outlined in the details and notes on the Plans and in the paragraphs preceding the "Basis of Payment" paragraph in the Standard Specifications or Special Provisions, no interpretation shall be made that such stipulations are excluded because reiteration is not made in the "Basis of Payment" paragraph.

ATTESTING TO NON-COLLUSION:

The Department requires as a condition precedent to acceptance of bids a sworn statement executed by, or on behalf of, the person, firm, association, or corporation to whom such contract is to be awarded, certifying that such person, firm, association, or corporation has not, either directly or indirectly, entered into any agreement, participated in any collusion, or otherwise taken any action in restraint of free competitive bidding in connection with such contract. The form for this sworn statement is included in the proposal and must be properly executed in order to have the bid considered.

QUANTITIES:

The quantities shown are for comparison of bids only. The Department may increase or decrease any quantity or quantities without penalty or change in the bid price.

PREFERENCE FOR DELAWARE LABOR:

Delaware Code, Title 29, Chapter 69, Section 6962, Paragraph (d), Subsection (4)b

"In the construction of all public works for the State or any political subdivision thereof, or by firms contracting with the State or any political subdivision thereof, preference in employment of laborers, workmen or mechanics shall be given to bona fide legal citizens of the State who have established citizenship by residence of at least 90 days in the State. Each public works contract for the construction of public works for the State or any political subdivision thereof shall contain a stipulation that any person, company or corporation who violates this section shall pay a penalty to the Secretary of Finance equal to the amount of compensation paid to any person in violation of this section."

EQUALITY OF EMPLOYMENT OPPORTUNITY ON PUBLIC WORKS:

Delaware Code, Title 29, Chapter 69, Section 6962, Paragraph (d), Subsection (7)

"a. As a condition of the awarding of any contract for public works financed in whole or in part by State appropriation, such contracts shall include the following provisions:

During the performance of this contract, the contractor agrees as follows:

1. The contractor will not discriminate against any employee or applicant for employment because of race, creed, color, sex, sexual orientation or natural origin. The contractor will take positive steps to ensure that applicants are employed, and that employees are treated during employment, without regard to their race, creed, color, sex, sexual orientation or national origin. Such action shall include, but not be limited to, the following: employment, upgrading, demotion or transfer; recruitment or recruitment advertising; layoff or termination; rates of pay or other forms of compensation; and selection for training, including apprenticeship. The contractor agrees to post in conspicuous places available to employees and applicants for employment notices to be provided by the contracting agency setting forth this nondiscrimination clause.

2. The contractor will, in all solicitations or advertisements for employees placed by or on behalf of the contractor, state that all qualified applicants will receive consideration for employment without regard to race, creed, color, sex or national origin.'

TAX CLEARANCE:

As payments to each vendor or contractor aggregate \$2,000, the Division of Accounting will report such vendor or contractor to the Division of Revenue, who will then check the vendor or contractor's compliance with tax requirements and take such further action as may be necessary to insure compliance.

LICENSE:

A person desiring to engage in business in this State as a contractor shall obtain a license upon making application to the Division of Revenue. Proof of said license compliance to be made prior to, or in conjunction with, the execution of a contract to which he has been named.

SUBCONTRACTOR LICENSE: 29 DEL. C. §6967:

(c) Any contractor that enters a public works contract must provide to the agency to which it is contracting, within 30 days of entering such public works contract, copies of all occupational and business licenses of subcontractors and/or independent contractors that will perform work for such public works contract. However, if a subcontractor or independent contractor is hired or contracted more than 20 days after the contractor entered the public works contract the occupational or business license of such subcontractor or independent contractor shall be provided to the agency within 10 days of being contracted or hired.

DIFFERING SITE CONDITIONS,

SUSPENSIONS OF WORK and SIGNIFICANT CHANGES IN THE CHARACTER OF WORK:

Differing site conditions: During the progress of the work, if subsurface or latent physical conditions are encountered at the site differing materially from those indicated in the contract or if unknown physical conditions of an unusual nature, differing materially from those ordinarily encountered and generally recognized as inherent in the work provided for in the contract are encountered at the site, the party discovering such conditions shall promptly notify the other party in writing of the specific differing conditions before they are disturbed and before the affected work is performed.

Upon written notification, the engineer will investigate the conditions, and if he/she determines that the conditions materially differ and cause an increase or decrease in the cost or time required for the performance of any work under the contract, an adjustment, excluding loss of anticipated profits, will be made and the contract modified in writing accordingly. The engineer will notify the contractor of his/her determination whether or not an adjustment of the contract is warranted. No contract adjustment which results in a benefit to the contractor will be allowed unless the contractor has provided the required written notice. No contract adjustment will be allowed under their clause for any effects caused on unchanged work.

Suspensions of work ordered by the engineer: If the performance of all or any portion of the work is suspended or delayed by the engineer in writing for an unreasonable period of time (not originally anticipated, customary or inherent to the construction industry) and the contractor believes that additional compensation and/or contract time is due as a result of such suspension or delay, the contractor shall submit to the engineer in writing a request for adjustment within 7 calendar days of receipt of the notice to resume work. The request shall set forth the reasons and support for such adjustment.

Upon receipt, the engineer will evaluate the contractor's request. If the engineer agrees that the cost and/or time required for the performance of the contract has increased as a result of such suspension and the suspension was caused by conditions beyond the control of and not the fault of the contractor, its suppliers, or subcontractors at any approved tier, and not caused by weather, the engineer will make an adjustment (excluding profit) and modify the contract in writing accordingly. The engineer will notify the contractor of his/her determination whether or not an adjustment of the contract is warranted.

No contract adjustment will be allowed unless the contractor has submitted the request for adjustment within the time prescribed.

No contract adjustment will be allowed under this clause to the extent that performance would have been suspended or delayed by any other cause, or for which an adjustment is provided for or excluded under any other term or condition of this contract.

Significant changes in the character of work: The engineer reserves the right to make, in writing, at any time during the work, such changes in quantities and such alterations in the work as are necessary to satisfactorily complete the project. Such changes in quantities and alterations shall not invalidate the contract nor release the surety, and the contractor agrees to perform the work as altered.

If the alterations or changes in quantities significantly change the character of the work under the contract, whether or not changed by any such different quantities or alterations, an adjustment, excluding loss of anticipated profits, will be made to the contract. The basis for the adjustment shall be agreed upon prior to the performance of the work. If a basis cannot be agreed upon, then an adjustment will be made either for or against the contractor in such amount as the engineer may determine to be fair and equitable.

The term "significant change" shall be construed to apply only to the following circumstances:

- (A) When the character of the work as altered differs materially in kind or nature from that involved or included in the original proposed construction or
- (B) When a major item of work, as defined elsewhere in the contract, is increased in excess of 125 percent or decreased below 75 percent of the original contract quantity. Any allowance for an increase in quantity shall apply only to that portion in excess of 125 percent of original contract item quantity, or in case of a decrease below 75 percent, to the actual amount of work performed.

CONFLICT WITH FEDERAL STATUTES OR REGULATIONS:

Delaware Code, Title 29, Chapter 69, Section 6904, Paragraph (a):

"If any provision of this subchapter conflicts or is inconsistent with any statute, rule or regulation of the federal government applicable to a project or activity, the cost of which is to be paid or reimbursed in whole or in part by the federal government, and due to such conflict or inconsistency the availability of federal funds may be jeopardized, such provision shall not apply to such project or activity."

FEDERAL LABOR AND EMPLOYMENT REQUIREMENTS

Federal Regulation 23 CFR § 635.117(b) Labor and employment, states:

"No procedures or requirement shall be imposed by any State which will operate to discriminate against the employment of labor from any other State, possession or territory of the United States, in the construction of a Federal-aid project."

CONVICT PRODUCED MATERIALS:

- (a) Materials produced after July 1, 1991, by convict labor may only be incorporated in a Federal-aid highway construction project if such materials have been:
 - (1) Produced by convicts who are on parole, supervised release, or probation from a prison or
 - (2) Produced in a qualified prison facility and the cumulative annual production amount of such materials for use in Federal-aid highway construction does not exceed the amount of such materials produced in such facility for use in Federal-aid highway construction during the 12-month period ending July 1, 1987.
- (b) Qualified prison facility means any prison facility in which convicts, during the 12-month period ending July 1, 1987, produced materials for use in Federal-aid highway construction projects.

TO REPORT BID RIGGING ACTIVITIES:

The U. S. Department of Transportation (DOT) operates the below toll-free "hotline" Monday through Friday, 8:00 a.m. to 5:00 p.m. eastern time. Anyone with knowledge of possible bid rigging, bidder collusion, or other fraudulent activities should use the "hotline" to report such activities.

The "hotline" is part of the DOT's continuing effort to identify and investigate highway construction contract fraud and abuse and is operated under the direction of the DOT Inspector General. All information will be treated confidentially and caller anonymity will be respected.

TO REPORT BID RIGGING ACTIVITIES
CALL 1-800-424-9071

NOTICE OF REQUIREMENT FOR AFFIRMATIVE ACTION
TO ENSURE EQUAL EMPLOYMENT OPPORTUNITY
(EXECUTIVE ORDER 11246)

1. The Offeror's or Bidder's attention is called to the "Equal Opportunity Clause" and the "Standard Federal Equal Employment Specifications" set forth herein.
2. The goals and timetables for minority and female participation, expressed in percentage terms for the Contractor's aggregate work force in each trade on all construction work in the covered area, are as follows:

Goals for Minority Participation In
Each Trade

12.3% (New Castle County)
14.5% (Kent & Sussex Counties)

Goals for Female Participation In
Each Trade

6.9% (Entire State)

These goals are applicable to all the Contractor's construction work (whether or not it is Federal or federally assisted) performed in the covered area. If the contractor performs construction work in a geographical area located outside of the covered area, it shall apply the goals established for such geographical area where the work is actually performed. With regard to this second area, the contractor also is subject to the goals for both its federally involved and non-federally involved construction.

The Contractor's compliance with the Executive Order and the regulations in CFR Part 60-4 shall be based on its implementation of the Equal Opportunity Clause, specific affirmative action obligations required by the specifications set forth in 41 CFR 60-4.3(a), and its efforts to meet the goals. The hours of minority and female employment and training must be substantially uniform throughout the length of the contract, and in each trade, and the contractor shall make a good faith effort to employ minorities and women evenly on each of its projects. The transfer of minority or female employees or trainees from Contractor to Contractor or from project to project for the sole purpose of meeting the Contractor's goals shall be a violation of the contract, the Executive Order, and the regulations in 41 CFR Part 60-4. Compliance with the goals will be measured against the total work hours performed.

3. The Contractor shall provide written notification to the Director of the Office of Federal Contract Compliance Programs within 10 working days of award of any construction subcontract in excess of \$10,000 at any tier for construction work under the contract resulting from this solicitation. The notification shall list the name, address, and telephone number of the subcontractor; employer identification number of the subcontractor; estimated dollar amount of the subcontract; estimated starting and completion dates of the subcontract; and the geographical area in which the subcontract is to be performed.
4. As used in this Notice, and in the contract resulting from this solicitation, the "covered area" is SUSSEX County.

REV. 11-3-80

STANDARD FEDERAL EQUAL EMPLOYMENT OPPORTUNITY
CONSTRUCTION CONTRACT SPECIFICATIONS (EXECUTIVE ORDER 11246)

1. As used in these specifications:
 - a. "Covered area" means the geographical area described in the solicitation from which this contract resulted;
 - b. "Director" means Director, Office of Federal Contract Compliance Programs, United States Department of Labor, or any person to whom the Director delegates authority;
 - c. "Employer identification number" means the Federal Social Security number used on the Employer's Quarterly Federal Tax Return, U.S. Treasury Department Form 941.
 - d. "Minority" includes:
 - i. Black (all persons having origins in any of the Black African racial groups not of Hispanic origin);
 - ii. Hispanic (all persons of Mexican, Puerto Rican, Cuban, Central or South American or other Spanish Culture or origin, regardless of race);
 - iii. Asian and Pacific Islander (all persons having origins in any of the original peoples of the Far East, Southeast Asia, the Indian Subcontinent, or the Pacific Islands); and
 - iv. American Indian or Alaskan Native (all persons having origins in any of the original peoples of North America and maintaining identifiable tribal affiliations through membership and participation or community identification).
2. Whenever the Contractor, or any Subcontractor at any tier, subcontracts a portion of the work involving any construction trade, it shall physically include in each subcontract in excess of \$10,000 the provisions of these specifications and the Notice which contains the applicable goals for minority and female participation and which is set forth in the solicitations from which this contract resulted.
3. If the Contractor is participating (pursuant to 41 CFR 60-4.5) in a Hometown Plan approved by the U.S. Department of Labor in the covered area either individually or through an association, its affirmative action obligations on all work in the Plan area (including goals and timetables) shall be in accordance with that Plan for those trades which have unions participating in the Plan. Contractors must be able to demonstrate their participation in and compliance with the provisions of any such Hometown Plan. Each Contractor or Subcontractor participating in an approved Plan is individually required to comply with its obligations under the EEO clause, and to make a good faith effort to achieve each goal under the Plan in each trade in which it has employees. The overall good faith performance by other Contractors or Subcontractors toward a goal in an approved plan does not excuse any covered Contractor's or Subcontractor's failure to take good faith efforts to achieve the Plan goals and timetables.
4. The Contractor shall implement the specific affirmative action standards provided in paragraphs 7a through 7p of these specifications. The goals set forth in the solicitation from which this contract resulted are expressed as percentages of the total hours of employment and training of minority and female utilization the Contractor should reasonably be able to achieve in each construction trade in which it has employees in the covered area. Covered Construction contractors performing construction work in geographical areas where they do not have a Federal or federally assisted construction contract shall apply the minority and female goals established for the geographical area where the work is being performed. Goals are published periodically in the Federal Register in notice form, and such notices may be obtained from any Office of Federal Contract Compliance Program Office or from the Federal procurement contracting offices. The Contractor is expected to make substantially uniform progress in meeting its goals in each craft during the period specified.
5. Neither the provisions of any collective bargaining agreement, nor the failure by a union with whom the Contractor has a collective bargaining agreement, to refer either minorities or women shall excuse the Contractor's obligations under these specifications, Executive Order 11246, or the regulations promulgated pursuant thereto.
6. In order for the nonworking training hours of apprentices and trainees to be counted in meeting the goals, such apprentices and trainees must be employed by the Contractor during the training period, and the Contractor must have made a commitment to employ the apprentices and trainees at the completion of their training, subject to the availability of employment opportunities. Trainees must be trained pursuant to training programs approved by the U.S. Department of Labor.

7. The Contractor shall take specific affirmative actions to ensure equal employment opportunity. The evaluation of the Contractor's compliance with these specifications shall be based upon its effort to achieve maximum results from its actions. The Contractor shall document these efforts fully, and shall implement affirmative action steps at least as extensive as the following:
- a. Ensure and maintain a working environment free of harassment, intimidation, and coercion at all sites, and in all facilities at which the Contractor's employees are assigned to work. The Contractor, where possible, will assign two or more women to each construction project. The Contractor shall specifically ensure that all foremen, superintendents, and other on-site supervisory personnel are aware of and carry out the Contractor's obligation to maintain such a working environment, with specific attention to minority or female individuals working at such sites or in such facilities.
 - b. Establish and maintain a current list of minority and female recruitment sources, provide written notification to minority and female recruitment sources and to community organizations when the Contractor or its unions have employment opportunities available, and maintain a record of the organizations' responses.
 - c. Maintain a current file of the names, addresses and telephone numbers of each minority and female off-the-street applicant and minority or female referral from a union, a recruitment source or community organization and of what action was taken with respect to each such individual. If such individual was sent to the union hiring hall for referral and was not referred back to the Contractor by the union or, if referred, not employed by the Contractor, this shall be documented in the file with the reason therefor, along with whatever additional actions the Contractor may have taken.
 - d. Provide immediate written notification to the Director when the union or unions with which the Contractor has a collective bargaining agreement has not referred to the Contractor a minority person or woman sent by the Contractor, or when the Contractor has other information that the union referral process has impeded the Contractor's efforts to meet its obligations.
 - e. Develop on-the-job training opportunities and/or participate in training programs for the area which expressly include minorities and women, including upgrading programs and apprenticeship and trainee programs relevant to the Contractor's employment needs, especially those programs funded or approved by the Department of Labor. The Contractor shall provide notice of these programs to the sources compiled under 7b above.
 - f. Disseminate the Contractor's EEO policy by providing notice of the policy to unions and training programs and requesting their cooperation in assisting the Contractor in meeting its EEO obligations; by including it in any policy manual and collective bargaining agreement; by publicizing it in the company newspaper, annual report, etc.; by specific review of the policy with all management personnel and with all minority and female employees at least once a year; and by posting the company EEO policy on bulletin boards accessible to all employees at each location where construction work is performed.
 - g. Review, at least annually, the company's EEO policy and affirmative action obligations under these specifications with all employees having any responsibility for hiring, assignment, layoff, termination or other employment decisions including specific review of these items with on-site supervisory personnel such as Superintendents, General Foreman, etc., prior to the initiation of construction work at any job site. A written record shall be made and maintained identifying the time and place of these meetings, persons attending, subject matter discussed, and disposition of the subject matter.
 - h. Disseminate the Contractor's EEO policy externally by including it in any advertising in the news media, specifically including minority and female news media, and providing written notification to and discussing the Contractor's EEO policy with other Contractors and Subcontractors with whom the Contractor does or anticipates doing business.
 - i. Direct its recruitment efforts, both oral and written, to minority, female and community organizations, to schools with minority and female students and to minority and female recruitment and training organizations serving the Contractor's recruitment area and employment needs. Not later than one month prior to the date for the acceptance of applications for apprenticeship or other training by any recruitment source, the Contractor shall send written notification to organizations such as the above, describing the openings, screening procedures, and tests to be used in the selection process.
 - j. Encourage present minority and female employees to recruit other minority persons and women and, where reasonable, provide after school, summer and vacation employment to minority and female youth both on the site and in other areas of a Contractor's work force.
 - k. Validate all tests and other selection requirements where there is an obligation to do so under 41 CFR Part 60-3.

- l. Conduct, at least annually, an inventory and evaluation at least of all minority and female personnel for promotional opportunities and encourage these employees to seek or to prepare for, through appropriate training, etc., such opportunities.
 - m. Ensure that seniority practices, job classifications, work assignments and other personnel practices, do not have a discriminatory effect by continually monitoring all personnel and employment related activities to ensure that the EEO policy and the Contractor's obligations under these specifications are being carried out.
 - n. Ensure that all facilities and company activities are nonsegregated except that separate or single-user toilet and necessary changing facilities shall be provided to assure privacy between the sexes.
 - o. Document and maintain a record of all solicitations of offers for subcontractors from minority and female construction contractors and suppliers, including circulation of solicitations to minority and female contractor associations and other business associations.
 - p. Conduct a review, at least annually, of all supervisors' adherence to and performance under the Contractor's EEO policies and affirmative action obligations.
8. Contractors are encouraged to participate in voluntary associations which assist in fulfilling one or more of their affirmative action obligations (7a through p). The efforts of a contractor association, joint contractor-union, contractor-community, or other similar group of which the Contractor is a member and participant, may be asserted as fulfilling any one or more of its obligations under 7a through p of these Specifications provided that the Contractor actively participates in the group, makes every effort to assure that the group has a positive impact on the employment of minorities and women in the industry, ensures that the concrete benefits of the program are reflected in the Contractor's minority and female work force participating, makes a good faith effort to meet its individual goals and timetables, and can provide access to documentation which demonstrates the effectiveness of actions taken on behalf of the Contractor. The obligation to comply, however, is the Contractor's and failure of such a group to fulfill an obligation shall not be a defense for the Contractor's noncompliance.
9. A single goal for minorities and a separate single goal for women have been established. The Contractor, however, is required to provide equal employment opportunity and to take affirmative action for all minority groups, both male and female, and all women, both minority and non-minority. Consequently, the Contractor may be in violation of the Executive Order if a particular group is employed in a substantially disparate manner (for example, even though the Contractor has achieved its goals for women generally, the Contractor may be in violation of the Executive Order if a specific minority group of women is under utilized).
10. The Contractor shall not use the goals and timetables or affirmative action standards to discriminate against any person because of race, color, religion, sex, or national origin.
11. The Contractor shall not enter into any Subcontract with any person or firm debarred from Government contracts pursuant to Executive Order 11246.
12. The Contractor shall carry out such sanctions and penalties for violation of these specifications and of the Equal Opportunity Clause, including suspension, termination and cancellation of existing subcontracts as may be imposed or ordered pursuant to Executive Order 11246, as amended, and its implementing regulations, by the Order of Federal Contract Compliance Programs. Any Contractor who fails to carry out such sanctions and penalties shall be in violation of these specifications and Executive Order 11246, as amended.
13. The Contractor, in fulfilling its obligations under these specifications, shall implement specific affirmative action steps, at least as extensive as those standards prescribed in paragraph 7 of these specifications, so as to achieve maximum results from its efforts to ensure equal employment opportunity. If the Contractor fails to comply with the requirements of the Executive Order, the implementing regulations, or these specifications, the Director shall proceed in accordance with 41 CFR 60-4.8.
14. The Contractor shall designate a responsible official to monitor all employment-related activity to ensure that the company EEO policy is being carried out, to submit reports relating to the provisions hereof as may be required by the Government, and to keep records. Records shall at least include for each employee the name, address, telephone numbers, construction trade, union affiliation if any, employee identification number when assigned, social security number, race, sex, status (e.g., mechanic, apprentice, trainee, helper, or laborer), dates of changes in status, hours worked per week in the indicated trade, rate

of pay, and locations at which the work was performed. Records shall be maintained in an easily understandable and retrievable form; however, to the degree that existing records satisfy this requirement, contractors shall not be required to maintain separate records.

15. Nothing herein provided shall be construed as a limitation upon the application of other laws which establish different standards of compliance or upon the application of requirements for the hiring of local or other area residents (e.g., those under the Public Works Employment Act of 1977 and the Community Development Block Grant Program).

* * * * *

TRAINING SPECIAL PROVISIONS

This Training Special Provision supersedes subparagraph 7b of the Special Provision entitled "Specific Equal Employment Opportunity Responsibilities", (Attachment 1), and is in implementation of 23 U.S.C. 140(a). As part of the contractor's equal employment opportunity affirmative action program, training shall be provided as follows:

The contractor shall provide on-the-job training aimed at developing full journeyman in the type of trade or job classification involved.

The number of trainees to be trained under the special provision will be 0. In the event the contractor subcontracts a portion of the contract work, he shall determine how many, if any, of the trainees are to be trained by the subcontractor, provided however, that the contractor shall retain the primary responsibility for meeting the training requirements imposed by this special provision. The contractor shall also insure that this Training Special Provision is made applicable to such subcontract. Where feasible, 25 percent of apprentices or trainees in each occupation shall be in their first year apprenticeship or training.

The number of trainees shall be distributed among the work classification on the basis of the contractor's needs and the availability of journeymen in the various classifications within a reasonable area of recruitment. Prior to commencing construction, the contractor shall submit to the Department of Highways and Transportation for approval the number of trainees to be trained in each selected classification and training program to be used. Furthermore, the contractor shall specify the starting time for training in each of the classifications. The contractor will be credited for each trainee employed by him on the contract work who is currently enrolled or becomes enrolled in an approved program and will be reimbursed for such trainees as provided hereinafter.

Training and upgrading of minorities and women toward journeyman status is a primary objective of this Training Special Provision. Accordingly, the contractor shall make every effort to enroll minority trainees and women (e.g., by conducting systematic and direct recruitment through public and private sources likely to yield minority and women trainees) to the extent that such persons are available within a reasonable area of recruitment. The contractor will be responsible for demonstrating the steps that he has taken in pursuance thereof, prior to a determination as to whether the contractor is in compliance with this Training Special Provision. This training commitment is not intended, and not be used, to discriminate against any applicant for training, whether a member of a minority group or not.

No employee shall be employed as a trainee in any classification in which he has successfully completed a training course leading to journeyman status or in which he has been employed as a journeyman. The contractor should satisfy this requirement by including appropriate questions in the employee application or by other suitable means. Regardless of the method used the contractor's records should document the findings in each case.

The minimum length and type of training for each classification will be as established in the training program selected by the contractor and approved by the Department of Highways and Transportation and the Federal Highway Administration. The Department of Highways and Transportation and the Federal Highway Administration shall approve a program if it is reasonably calculated to meet the equal employment opportunity obligations of the contractor and to qualify the average trainee for journeyman status in the classification concerned by the end of the training period. Furthermore, apprenticeship programs registered with the U.S. Department of Labor, Bureau of Apprenticeship and Training, or with a State apprenticeship agency recognized by the Bureau and training programs approved but not necessarily sponsored by the U.S. Department of Labor, Manpower Administration, Bureau of Apprenticeship and Training shall also be considered acceptable provided it is being administered in a manner consistent with the equal employment

obligations of Federal-aid highway construction contracts. Approval or acceptance of a training program shall be obtained from the State prior to commencing work the classification covered by the program. It is the intention of these provisions that the training is to be provided in the construction crafts rather than clerk-typists or secretarial-type positions. Training is permissible in lower level management positions such as office engineers, estimators, timekeepers, etc., where the training is oriented toward construction applications. Training in the laborer classification may be permitted provided that significant and meaningful training is provided and approved by the division office. Some off-site training is permissible as long as the training is an integral part of an approved training program and does not comprise a significant part of the overall training.

Except as otherwise noted below, the contractor will be reimbursed 80 cents per hour of training given an employee on this contract in accordance with an approved training program. As approved by the engineer, reimbursement will be made for training persons in excess of the number specified herein. This reimbursement will be made even though the contractor receives additional training program funds from other sources, provided such other sources does not specifically prohibit the contractor from receiving other reimbursement. Reimbursement for off-site training indicated above may only be made to the contractor where he does one or more of the following and the trainees are concurrently employed on a Federal-aid project; contributes to the cost of the training; provides the instruction of the trainee; or pays the trainee's wages during the off-site training period.

No payment shall be made to the contractor if either the failure to provide the required training, or the failure to hire the trainees as a journeyman, is caused by the contractor and evidences a lack of good faith on the part of the contractor in meeting the requirements of this Training Special Provision. It is normally expected that a trainee will begin his training on the project as soon as feasible after start of work utilizing the skill involved and remain on the project as long as training opportunities exist in his work classification or until he has completed his training program. It is not required that all trainees be on board for the entire length of the contract. A contractor will have fulfilled his responsibilities under this Training Special Provision if he has provided acceptable training to the number of trainees specified. The number trained shall be determined on the basis of the total number enrolled on the contract for a significant period.

Trainees will be paid a least 60 percent of the appropriate minimum journeymen's rate specified in the contract for the first half of the of the training period, 75 percent for the third quarter of the training period, and 90 percent for the last quarter of the training period, unless apprentices or trainees is an approved existing program are enrolled as trainees on this project. In fact case, the appropriate rates approved by the Department of Labor or Transportation in connection with the existing program shall apply to all trainees being trained for the same classification who are covered by this Training Special Provisions.

The contractor shall furnish the trainee a copy of the program he will follow in providing the training.

The contractor shall provide each trainee with a certification showing the type and length of training satisfactorily completed.

The contractor will provide for the maintenance of records and furnish periodic reports documenting his performance under this Training Special Provision.

* * * * *

INTERMODAL SURFACE TRANSPORTATION EFFICIENCY ACT & TRANSPORTATION EQUITY ACT

Recipients of Federal-aid highway funds authorized under Titles I (other than Part B) and V of the Intermodal Surface Transportation Efficiency Act of 1991 (ISTEA), or Titles I, III, and V of the Transportation Equity Act for the 21st Century (TEA-21) are required to comply with the regulations of 49 Code of Federal Regulations (CFR) Part 26 - Participation by Disadvantaged Business Enterprises in Department of Transportation Financial Assistance Programs.

DISADVANTAGED BUSINESS ENTERPRISE (DBE) PROGRAM SPECIFICATION

The U.S. Department of Transportation (DOT) requires that the Delaware Department of Transportation continue the established Disadvantaged Business Enterprise (DBE) Program for participation in U.S. DOT programs and that the program follow the final rules as stated in 49 CFR Part 26 and the Department's approved DBE Program plan.

The following definitions apply to this subpart:

Disadvantaged Business Enterprise or DBE means a for-profit small business concern (1) that is at least 51 percent owned by one or more individuals who are both socially and economically disadvantaged or, in the case of a corporation, in which 51 percent of the stock is owned by one or more such individuals; and, (2) whose management and daily business operations are controlled by one or more of the socially and economically disadvantaged individuals who own it.

DOT-assisted contract means any contract between a recipient and a contractor (at any tier) funded in whole or in part with DOT financial assistance, including letters of credit or loan guarantees, except a contract solely for the purchase of land.

Good Faith Efforts means efforts to achieve a DBE goal or other requirement of this part which, by their scope, intensity, and appropriateness to the objective, can reasonably be expected to fulfill the program requirement.

Joint Venture means an association of a DBE firm and one or more other firms to carry out a single, for-profit business enterprise, for which the parties combine their property, capital, efforts, skills and knowledge, and in which the DBE is responsible for a distinct, clearly defined portion of the work of the contract and whose share in the capital contribution, control, management, risks, and profits of the joint venture are commensurate with its ownership interest.

Race-conscious measure or program is one that is focused specifically on assisting only DBEs, including women-owned DBEs.

Race-neutral measure or program is one that is, or can be, used to assist all small businesses. For the purposes of this part, race-neutral includes gender neutrality.

Small Business concern means, with respect to firms seeking to participate as DBEs in DOT-assisted contracts, a small business concern as defined pursuant to section 3 of the Small Business Act and Small Business Administration regulations implementing it (13 CFR part 121) that also does not exceed the cap on average annual gross receipts specified in 49 CFR §26.65(b).

Socially and economically disadvantaged individuals means any individual who is a citizen (or lawfully admitted permanent resident) of the United States and who is - (1) any individual who a recipient finds to be a socially and economically disadvantaged individual on a case-by-case basis; (2) any individual in the following groups, members of which are rebuttably presumed to be socially and economically disadvantaged:

- (i) Black Americans which includes persons having origins in any of the Black racial groups of Africa;
- (ii) Hispanic Americans which includes persons of Mexican, Puerto Rican, Cuban, Dominican, Central or South American, or other Spanish or Portuguese culture or origin, regardless of race;
- (iii) Native Americans which includes persons who are American Indians, Eskimos, Aluets, or Native Hawaiians;
- (iv) Asian-Pacific Americans which includes persons whose origins are from Japan, China, Taiwan, Korea, Burma (Myanmar), Vietnam, Laos, Cambodia (Kampuchea), Thailand, Malaysia, Indonesia, the Philippines, Brunei, Samoa, Guam, the U.S. Trust Territories of the Pacific Islands (Republic of Palau), the Commonwealth of the Northern Marianas Islands, Macao, Fiji, Tonga, Kiribati, Juvalu, Nauru, Federated States of Micronesia, or Hong Kong;
- (v) Subcontinent Asian Americans which includes persons whose origins are from India, Pakistan, Bangladesh, Bhutan, the Maldives Islands, Nepal or Sri Lanka;
- (vi) Women;
- (vii) Any additional groups whose members are designated as socially and economically disadvantaged by the SBA, at such time as the SBA designation becomes effective.

DelDOT will establish specific goals for each particular DOT-assisted project which will be expressed as a percentage of the total dollar amount of contract bid. The specific contract goals for this contract are:

Disadvantaged Business Enterprise 4 % Percent

DelDOT continues to reserve the right to approve DBE subcontractors and all substitutions of DBE subcontractors prior to award and during the time of the contract.

Bidders are required to submit with their bids the completed DBE Program Assurance portion of the Certification document which will state the bidders intent of meeting the goals established for this contract; or in the instance where a contractor cannot meet the assigned DBE Goals for this contract, he/she shall at the time of bid submit documentation required to verify that he/she has made a Good Faith Effort to meet the

DBE Goals. Guidance for submitting a Good Faith Effort is identified in the next section and in the DBE Program Plan. Further, the apparent low bidder must submit to DelDOT within seven (7) calendar days after the bid opening, executed originals of each and every DBE subcontract to satisfy contract goals consistent with the DBE Program Assurance submitted as part of the bid package.

No contract work shall be performed by a DBE subcontractor until the executed DBE subcontract is approved in writing by DelDOT and the Department has issued the required Notice to Proceed. Any DBE subcontract relating to work to be performed pursuant to this contract, which is submitted to DelDOT for approval, must contain all DBE subcontractor information, the requirements contained in this contract, and must be fully executed by the contractor and DBE subcontractor.

Each contract between the prime contractor and each DBE subcontractor shall at the minimum include the following:

1. All pertinent provisions and requirements of the prime contract.
2. Description of the work to be performed by the DBE subcontractor.
3. The dollar value of each item of work to be completed by the DBE subcontractor and the bid price of each item of work to be completed by the DBE subcontractor.

* * * * *

CRITICAL DBE REQUIREMENTS

A bid may be held to be non-responsive and not considered if the required DBE information is not provided. In addition, the bidder may lose its bidding capability on Department projects and such other sanctions as the Department may impose. It is critical that the bidder understands:

1. In the event that the bidder cannot meet the DBE goal as set forth in this specification, he/she shall at the time of bid submit to the Department that percentage of the DBE Goal that will be met, if any, on the written and notarized assurance made a part of this contract. The contractor shall also at the time of bid submit all documentation that the contractor wishes to have the Department consider in determining that the contractor made a Good Faith Effort to meet contract DBE Goals. The Department will not accept Good Faith Effort documentation other than on the scheduled date and time of the bid opening. However, the Department may ask for clarification of information submitted should the need arise.
2. A bid which does not contain either a completely executed DBE Program Assurance and/or Good Faith Effort documentation, where appropriate, shall be declared non-responsive and shall not be considered by the Department.
3. Failure of the apparent low bidder to present originals of all DBE subcontracts to substantiate the volume of work to be performed by DBE's as indicated in the bid within seven (7) calendar days after the bid opening shall create a rebuttable presumption that the bid is not responsive.
4. Bidders are advised that failure to meet DBE Goals during the term of the contract may subject them to Department sanctions as identified in the DBE Program Plan.
5. In the execution of this contract, the successful bidder agrees to comply with the following contract clauses:

Prompt Payment: The prime contractor/consultant receiving payments shall, within 30 days of receipt of any payment, file a statement with the Department on a form to be determined by the Department that all subcontractors furnishing labor or material have been paid the full sum due them at the stage of the contract, except any funds withheld under the terms of the contract as required by Chapter 8, Title 17 of the Delaware Code, annotated and as amended. Any delay or postponement of payment from the above referenced time frame may occur only for good cause following written approval of DelDOT. This clause applies to both DBE and non-DBE subcontractors.

Retainage: The prime contractor agrees to return retainage to each subcontractor within 15 calendar days after the subcontractor's work is satisfactorily completed. Any delay or postponement of payment from the above referenced time frame may occur only for good cause following written approval of DelDOT. This clause covers both DBE and non-DBE subcontractors. As guidance, once a subcontractor has satisfactorily completed the physical work, and has given to the prime contractor a certified statement that all laborers, lower tier contractors, and materialmen who have furnished labor and materials to the subcontractor have been paid all monies due them, the prime contractor shall return retainage to the subcontractor within 15 calendar days.

6. In the execution of this contract, the successful bidder agrees to comply with the following contract assurance and will include this same language in each subcontractor contract:
"The contractor or subcontractor shall not discriminate on the basis of race, color, national origin, or sex in the performance of this contract. The contractor shall carry out applicable requirements of 49 CFR Part 26 in the award and administration of DOT-assisted contracts. Failure by the contractor to carry out these requirements is a material breach of this contract, which may result in the termination of this contract or such remedy as the recipient deems appropriate." 49 CFR Section 26.13
7. In addition to this specification, bidders must comply with all provisions of the rules and regulations adopted by the U.S. Department of Transportation for DBE participation in U.S. DOT and DelDOT Programs (49 CFR Part 26) and the Delaware Department of Transportation Disadvantaged Business Enterprise Program Plan; each of which is hereby incorporated and made part of this specification. Bidders are also reminded that they must be responsible and responsive bidders in all other aspects aside from the DBE Program in order to be awarded the contract.
8. In accordance with 49 CFR 26.53(f)(1), DelDOT requires that a prime contractor not terminate a DBE subcontractor without prior written consent from the DelDOT Civil Rights Office. This includes, but is not limited to, instances in which a prime contractor seeks to perform work originally designated for a DBE subcontractor with its own forces or those of an affiliate, a non-DBE firm, or with another DBE firm.

* * * * *

GUIDANCE FOR GOOD FAITH EFFORT

When the DBE Goals established for a contract by DelDOT are not met, the contractor shall demonstrate good faith efforts to meet the DBE contract goals. The contractor shall demonstrate that the efforts made were those that a contractor actively and aggressively seeking to meet the goals established by DelDOT would make, given all relevant circumstances. Evidence of this good faith effort will be submitted with the bid at the time of the bid opening.

The contractor is expected to demonstrate good faith efforts by actively and aggressively seeking out DBE participation in the project to the maximum extent, given all relevant circumstances. Following are the kinds of efforts that may be taken but are not deemed to be exclusive or exhaustive and DelDOT will consider other factors and types of efforts that may be relevant:

1. Efforts made to select portions of the work proposed to be performed by DBEs in order to increase the likelihood of achieving the stated goal. Selection of portions of work are required to at least equal the goal for DBE utilization specified in this contract.
2. Written notification at least ten (10) calendar days prior to the opening of a bid soliciting DBE interest in participating in the contract as a subcontractor or supplier and for specific items of work.
3. Efforts made to obtain and negotiate with DBE firms for specific items of work:
 - a. Description of the means by which firms were solicited (i.e. by telephone, e-mail, written notice, advertisement).
 - b. The names, addresses, telephone numbers of DBE's contacted, the dates of initial contact; and whether initial solicitations of interest were followed-up by contacting the DBEs to determine with certainty whether the DBEs were interested.
 - c. A description of the information provided to DBE firms regarding the plans, specifications and estimated quantities for portions of the work to be performed.
 - d. A statement of why additional agreements with DBE's were not reached in order to meet the projected goal.
 - e. Listing of each DBE contacted but not contracted and the reasons for not entering a contract.
4. Efforts made to assist DBEs that need assistance in obtaining bonding, insurance, or lines of credit required by the contractor.
5. Reasons why certified DBEs are not available or not interested.
6. Efforts to effectively use the services of available disadvantaged community organizations; disadvantaged contractor's groups; local, state and federal DBE assistance offices; and other organizations that provide assistance in recruitment and placement of DBEs.

The following are examples of actions that may not be used as justification by the contractor for failure to meet DBE contract goals:

1. Failure to contract with a DBE solely because the DBE was unable to provide performance and/or payment bonds.

2. Rejection of a DBE bid or quotation based on price alone.
3. Rejection of a DBE because of its union or non-union status.
4. Failure to contract with a DBE because the contractor normally would perform all or most of the work in the contract.

Administrative reconsideration:

Within five (5) days of being informed by DelDOT that it is not responsive because it has not documented sufficient good faith efforts, a bidder may request administrative reconsideration. Bidder should make this request in writing to the following reconsideration official: Director of Administration, DelDOT, P. O. Box 778, Dover, Delaware 19903. The reconsideration official will not have played any role in the original determination that the bidder did not document sufficient good faith efforts.

As part of this reconsideration, the bidder will have the opportunity to provide written documentation or argument concerning the issue of whether it met the goal or made adequate good faith efforts to do so. The bidder will have the opportunity to meet in person with the reconsideration official, explaining the basis for finding that the bidder did or did not meet the goal or make adequate good faith efforts to do so. The final decision made by the reconsideration official will be communicated to the bidder in writing. The result of the reconsideration process is not administratively appealable to the U.S. Department of Transportation.

* * * * *

REQUIRED CONTRACT PROVISIONS - FEDERAL-AID CONSTRUCTION CONTRACTS

(Exclusive of Appalachian Contracts)

FHWA-1273 -- Revised May 1, 2012 <http://www.fhwa.dot.gov/programadmin/contracts/1273/1273.docx>

- I. General
- II. Nondiscrimination
- III. Nonsegregated Facilities
- IV. Davis-Bacon and Related Act Provisions
- V. Contract Work Hours and Safety Standards Act Provisions
- VI. Subletting or Assigning the Contract
- VII. Safety: Accident Prevention
- VIII. False Statements Concerning Highway Projects
- IX. Implementation of Clean Air Act and Federal Water Pollution Control Act
- X. Compliance with Governmentwide Suspension and Debarment Requirements
- XI. Certification Regarding Use of Contract Funds for Lobbying

I. GENERAL

1. Form FHWA-1273 must be physically incorporated in each construction contract funded under Title 23 (excluding emergency contracts solely intended for debris removal). The contractor (or subcontractor) must insert this form in each subcontract and further require its inclusion in all lower tier subcontracts (excluding purchase orders, rental agreements and other agreements for supplies or services).

The applicable requirements of Form FHWA-1273 are incorporated by reference for work done under any purchase order, rental agreement or agreement for other services. The prime contractor shall be responsible for compliance by any subcontractor, lower-tier subcontractor or service provider.

Form FHWA-1273 must be included in all Federal-aid design-build contracts, in all subcontracts and in lower tier subcontracts (excluding subcontracts for design services, purchase orders, rental agreements and other agreements for supplies or services). The design-builder shall be responsible for compliance by any subcontractor, lower-tier subcontractor or service provider.

Contracting agencies may reference Form FHWA-1273 in bid proposal or request for proposal documents, however, the Form FHWA-1273 must be physically incorporated (not referenced) in all contracts, subcontracts and lower-tier subcontracts (excluding purchase orders, rental agreements and other agreements for supplies or services related to a construction contract).

2. Subject to the applicability criteria noted in the following sections, these contract provisions shall apply to all work performed on the contract by the contractor's own organization and with the assistance of workers under the contractor's immediate superintendence and to all work performed on the contract by piecework, station work, or by subcontract.
3. A breach of any of the stipulations contained in these Required Contract Provisions may be sufficient grounds for withholding of progress payments, withholding of final payment, termination of the contract, suspension / debarment or any other action determined to be appropriate by the contracting agency and FHWA.
4. Selection of Labor: During the performance of this contract, the contractor shall not use convict labor for any purpose within the limits of a construction project on a Federal-aid highway unless it is labor performed by convicts who are on parole, supervised release, or probation. The term Federal-aid highway does not include roadways functionally classified as local roads or rural minor collectors.

II. NONDISCRIMINATION

The provisions of this section related to 23 CFR Part 230 are applicable to all Federal-aid construction contracts and to all related construction subcontracts of \$10,000 or more. The provisions of 23 CFR Part 230 are not applicable to material supply, engineering, or architectural service contracts.

In addition, the contractor and all subcontractors must comply with the following policies: Executive Order 11246, 41 CFR 60, 29 CFR 1625-1627, Title 23 USC Section 140, the Rehabilitation Act of 1973, as amended (29 USC 794), Title VI of the Civil Rights Act of 1964, as amended, and related regulations including 49 CFR Parts 21, 26 and 27; and 23 CFR Parts 200, 230, and 633.

The contractor and all subcontractors must comply with: the requirements of the Equal Opportunity Clause in 41 CFR 60-1.4(b) and, for all construction contracts exceeding \$10,000, the Standard Federal Equal Employment Opportunity Construction Contract Specifications in 41 CFR 60-4.3.

Note: The U.S. Department of Labor has exclusive authority to determine compliance with Executive Order 11246 and the policies of the Secretary of Labor including 41 CFR 60, and 29 CFR 1625-1627. The contracting agency and the FHWA have the authority and the responsibility to ensure compliance with Title 23 USC Section 140, the Rehabilitation Act of 1973, as amended (29 USC 794), and Title VI of the Civil Rights Act of 1964, as amended, and related regulations including 49 CFR Parts 21, 26 and 27; and 23 CFR Parts 200, 230, and 633.

The following provision is adopted from 23 CFR 230, Appendix A, with appropriate revisions to conform to the U.S. Department of Labor (US DOL) and FHWA requirements.

1. Equal Employment Opportunity: Equal employment opportunity (EEO) requirements not to discriminate and to take affirmative action to assure equal opportunity as set forth under laws, executive orders, rules, regulations (28 CFR 35, 29 CFR 1630, 29 CFR 1625-1627, 41 CFR 60 and 49 CFR 27) and orders of the Secretary of Labor as modified by the provisions prescribed herein, and imposed pursuant to 23 U.S.C. 140 shall constitute the EEO and specific affirmative action standards for the contractor's project activities under this contract. The provisions of the Americans with Disabilities Act of 1990 (42 U.S.C. 12101 et seq.) set forth under 28 CFR 35 and 29 CFR 1630 are incorporated by reference in this contract. In the execution of this contract, the contractor agrees to comply with the following minimum specific requirement activities of EEO:
 - a. The contractor will work with the contracting agency and the Federal Government to ensure that it has made every good faith effort to provide equal opportunity with respect to all of its terms and conditions of employment and in their review of activities under the contract.
 - b. The contractor will accept as its operating policy the following statement:
"It is the policy of this Company to assure that applicants are employed, and that employees are treated during employment, without regard to their race, religion, sex, color, national origin, age or disability. Such action shall include: employment, upgrading, demotion, or transfer; recruitment or recruitment advertising; layoff or termination; rates of pay or other forms of compensation; and selection for training, including apprenticeship, pre-apprenticeship, and/or on-the-job training."
2. EEO Officer: The contractor will designate and make known to the contracting officers an EEO Officer who will have the responsibility for and must be capable of effectively administering and promoting an active EEO program and who must be assigned adequate authority and responsibility to do so.
3. Dissemination of Policy: All members of the contractor's staff who are authorized to hire, supervise, promote, and discharge employees, or who recommend such action, or who are substantially involved in such action, will be made fully cognizant of, and will implement, the contractor's EEO policy and contractual responsibilities to provide EEO in each grade and classification of employment. To ensure that the above agreement will be met, the following actions will be taken as a minimum:
 - a. Periodic meetings of supervisory and personnel office employees will be conducted before the start of work and then not less often than once every six months, at which time the contractor's EEO policy and its implementation will be reviewed and explained. The meetings will be conducted by the EEO Officer.
 - b. All new supervisory or personnel office employees will be given a thorough indoctrination by the EEO Officer, covering all major aspects of the contractor's EEO obligations within thirty days following their reporting for duty with the contractor.
 - c. All personnel who are engaged in direct recruitment for the project will be instructed by the EEO Officer in the contractor's procedures for locating and hiring minorities and women.
 - d. Notices and posters setting forth the contractor's EEO policy will be placed in areas readily accessible to employees, applicants for employment and potential employees.

- e. The contractor's EEO policy and the procedures to implement such policy will be brought to the attention of employees by means of meetings, employee handbooks, or other appropriate means.
4. Recruitment: When advertising for employees, the contractor will include in all advertisements for employees the notation: "An Equal Opportunity Employer." All such advertisements will be placed in publications having a large circulation among minorities and women in the area from which the project work force would normally be derived.
- a. The contractor will, unless precluded by a valid bargaining agreement, conduct systematic and direct recruitment through public and private employee referral sources likely to yield qualified minorities and women. To meet this requirement, the contractor will identify sources of potential minority group employees, and establish with such identified sources procedures whereby minority and women applicants may be referred to the contractor for employment consideration.
 - b. In the event the contractor has a valid bargaining agreement providing for exclusive hiring hall referrals, the contractor is expected to observe the provisions of that agreement to the extent that the system meets the contractor's compliance with EEO contract provisions. Where implementation of such an agreement has the effect of discriminating against minorities or women, or obligates the contractor to do the same, such implementation violates Federal nondiscrimination provisions.
 - c. The contractor will encourage its present employees to refer minorities and women as applicants for employment. Information and procedures with regard to referring such applicants will be discussed with employees.
5. Personnel Actions: Wages, working conditions, and employee benefits shall be established and administered, and personnel actions of every type, including hiring, upgrading, promotion, transfer, demotion, layoff, and termination, shall be taken without regard to race, color, religion, sex, national origin, age or disability. The following procedures shall be followed:
- a. The contractor will conduct periodic inspections of project sites to insure that working conditions and employee facilities do not indicate discriminatory treatment of project site personnel.
 - b. The contractor will periodically evaluate the spread of wages paid within each classification to determine any evidence of discriminatory wage practices.
 - c. The contractor will periodically review selected personnel actions in depth to determine whether there is evidence of discrimination. Where evidence is found, the contractor will promptly take corrective action. If the review indicates that the discrimination may extend beyond the actions reviewed, such corrective action shall include all affected persons.
 - d. The contractor will promptly investigate all complaints of alleged discrimination made to the contractor in connection with its obligations under this contract, will attempt to resolve such complaints, and will take appropriate corrective action within a reasonable time. If the investigation indicates that the discrimination may affect persons other than the complainant, such corrective action shall include such other persons. Upon completion of each investigation, the contractor will inform every complainant of all of their avenues of appeal.
6. Training and Promotion:
- a. The contractor will assist in locating, qualifying, and increasing the skills of minorities and women who are applicants for employment or current employees. Such efforts should be aimed at developing full journey level status employees in the type of trade or job classification involved.
 - b. Consistent with the contractor's work force requirements and as permissible under Federal and State regulations, the contractor shall make full use of training programs, i.e., apprenticeship, and on-the-job training programs for the geographical area of contract performance. In the event a special provision for training is provided under this contract, this subparagraph will be superseded as indicated in the special provision. The contracting agency may reserve training positions for persons who receive welfare assistance in accordance with 23 U.S.C. 140(a).
 - c. The contractor will advise employees and applicants for employment of available training programs and entrance requirements for each.

- d. The contractor will periodically review the training and promotion potential of employees who are minorities and women and will encourage eligible employees to apply for such training and promotion.
7. Unions: If the contractor relies in whole or in part upon unions as a source of employees, the contractor will use good faith efforts to obtain the cooperation of such unions to increase opportunities for minorities and women. Actions by the contractor, either directly or through a contractor's association acting as agent, will include the procedures set forth below:
 - a. The contractor will use good faith efforts to develop, in cooperation with the unions, joint training programs aimed toward qualifying more minorities and women for membership in the unions and increasing the skills of minorities and women so that they may qualify for higher paying employment.
 - b. The contractor will use good faith efforts to incorporate an EEO clause into each union agreement to the end that such union will be contractually bound to refer applicants without regard to their race, color, religion, sex, national origin, age or disability.
 - c. The contractor is to obtain information as to the referral practices and policies of the labor union except that to the extent such information is within the exclusive possession of the labor union and such labor union refuses to furnish such information to the contractor, the contractor shall so certify to the contracting agency and shall set forth what efforts have been made to obtain such information.
 - d. In the event the union is unable to provide the contractor with a reasonable flow of referrals within the time limit set forth in the collective bargaining agreement, the contractor will, through independent recruitment efforts, fill the employment vacancies without regard to race, color, religion, sex, national origin, age or disability; making full efforts to obtain qualified and/or qualifiable minorities and women. The failure of a union to provide sufficient referrals (even though it is obligated to provide exclusive referrals under the terms of a collective bargaining agreement) does not relieve the contractor from the requirements of this paragraph. In the event the union referral practice prevents the contractor from meeting the obligations pursuant to Executive Order 11246, as amended, and these special provisions, such contractor shall immediately notify the contracting agency.
8. Reasonable Accommodation for Applicants / Employees with Disabilities: The contractor must be familiar with the requirements for and comply with the Americans with Disabilities Act and all rules and regulations established there under. Employers must provide reasonable accommodation in all employment activities unless to do so would cause an undue hardship.
9. Selection of Subcontractors, Procurement of Materials and Leasing of Equipment: The contractor shall not discriminate on the grounds of race, color, religion, sex, national origin, age or disability in the selection and retention of subcontractors, including procurement of materials and leases of equipment. The contractor shall take all necessary and reasonable steps to ensure nondiscrimination in the administration of this contract.
 - a. The contractor shall notify all potential subcontractors and suppliers and lessors of their EEO obligations under this contract.
 - b. The contractor will use good faith efforts to ensure subcontractor compliance with their EEO obligations.
10. Assurance Required by 49 CFR 26.13(b):
 - a. The requirements of 49 CFR Part 26 and the State DOT's U.S. DOT-approved DBE program are incorporated by reference.
 - b. The contractor or subcontractor shall not discriminate on the basis of race, color, national origin, or sex in the performance of this contract. The contractor shall carry out applicable requirements of 49 CFR Part 26 in the award and administration of DOT-assisted contracts. Failure by the contractor to carry out these requirements is a material breach of this contract, which may result in the termination of this contract or such other remedy as the contracting agency deems appropriate.
11. Records and Reports: The contractor shall keep such records as necessary to document compliance with the EEO requirements. Such records shall be retained for a period of three years following the date of the final payment to the contractor for all contract work and shall be available at reasonable times and places for inspection by authorized representatives of the contracting agency and the FHWA.

- a. The records kept by the contractor shall document the following:
 - (1) The number and work hours of minority and non-minority group members and women employed in each work classification on the project;
 - (2) The progress and efforts being made in cooperation with unions, when applicable, to increase employment opportunities for minorities and women; and
 - (3) The progress and efforts being made in locating, hiring, training, qualifying, and upgrading minorities and women;
- b. The contractors and subcontractors will submit an annual report to the contracting agency each July for the duration of the project, indicating the number of minority, women, and non-minority group employees currently engaged in each work classification required by the contract work. This information is to be reported on [Form FHWA-1391](#). The staffing data should represent the project work force on board in all or any part of the last payroll period preceding the end of July. If on-the-job training is being required by special provision, the contractor will be required to collect and report training data. The employment data should reflect the work force on board during all or any part of the last payroll period preceding the end of July.

III. NONSEGREGATED FACILITIES

This provision is applicable to all Federal-aid construction contracts and to all related construction subcontracts of \$10,000 or more.

The contractor must ensure that facilities provided for employees are provided in such a manner that segregation on the basis of race, color, religion, sex, or national origin cannot result. The contractor may neither require such segregated use by written or oral policies nor tolerate such use by employee custom. The contractor's obligation extends further to ensure that its employees are not assigned to perform their services at any location, under the contractor's control, where the facilities are segregated. The term "facilities" includes waiting rooms, work areas, restaurants and other eating areas, time clocks, restrooms, washrooms, locker rooms, and other storage or dressing areas, parking lots, drinking fountains, recreation or entertainment areas, transportation, and housing provided for employees. The contractor shall provide separate or single-user restrooms and necessary dressing or sleeping areas to assure privacy between sexes.

IV. DAVIS-BACON AND RELATED ACT PROVISIONS

This section is applicable to all Federal-aid construction projects exceeding \$2,000 and to all related subcontracts and lower-tier subcontracts (regardless of subcontract size). The requirements apply to all projects located within the right-of-way of a roadway that is functionally classified as Federal-aid highway. This excludes roadways functionally classified as local roads or rural minor collectors, which are exempt. Contracting agencies may elect to apply these requirements to other projects.

The following provisions are from the U.S. Department of Labor regulations in 29 CFR 5.5 "Contract provisions and related matters" with minor revisions to conform to the FHWA-1273 format and FHWA program requirements.

1. Minimum wages

- a. All laborers and mechanics employed or working upon the site of the work, will be paid unconditionally and not less often than once a week, and without subsequent deduction or rebate on any account (except such payroll deductions as are permitted by regulations issued by the Secretary of Labor under the Copeland Act (29 CFR part 3)), the full amount of wages and bona fide fringe benefits (or cash equivalents thereof) due at time of payment computed at rates not less than those contained in the wage determination of the Secretary of Labor which is attached hereto and made a part hereof, regardless of any contractual relationship which may be alleged to exist between the contractor and such laborers and mechanics.

Contributions made or costs reasonably anticipated for bona fide fringe benefits under section 1(b)(2) of the Davis-Bacon Act on behalf of laborers or mechanics are considered wages paid to such laborers or mechanics, subject to the provisions of paragraph 1.d. of this section; also, regular contributions made or costs incurred for more than a weekly period (but not less often than quarterly) under plans,

funds, or programs which cover the particular weekly period, are deemed to be constructively made or incurred during such weekly period. Such laborers and mechanics shall be paid the appropriate wage rate and fringe benefits on the wage determination for the classification of work actually performed, without regard to skill, except as provided in 29 CFR 5.5(a)(4). Laborers or mechanics performing work in more than one classification may be compensated at the rate specified for each classification for the time actually worked therein: Provided, That the employer's payroll records accurately set forth the time spent in each classification in which work is performed. The wage determination (including any additional classification and wage rates conformed under paragraph 1.b. of this section) and the Davis-Bacon poster (WH-1321) shall be posted at all times by the contractor and its subcontractors at the site of the work in a prominent and accessible place where it can be easily seen by the workers.

- b. (1) The contracting officer shall require that any class of laborers or mechanics, including helpers, which is not listed in the wage determination and which is to be employed under the contract shall be classified in conformance with the wage determination. The contracting officer shall approve an additional classification and wage rate and fringe benefits therefore only when the following criteria have been met:
 - (i) The work to be performed by the classification requested is not performed by a classification in the wage determination; and
 - (ii) The classification is utilized in the area by the construction industry; and
 - (iii) The proposed wage rate, including any bona fide fringe benefits, bears a reasonable relationship to the wage rates contained in the wage determination.
- (2) If the contractor and the laborers and mechanics to be employed in the classification (if known), or their representatives, and the contracting officer agree on the classification and wage rate (including the amount designated for fringe benefits where appropriate), a report of the action taken shall be sent by the contracting officer to the Administrator of the Wage and Hour Division, Employment Standards Administration, U.S. Department of Labor, Washington, DC 20210. The Administrator, or an authorized representative, will approve, modify, or disapprove every additional classification action within 30 days of receipt and so advise the contracting officer or will notify the contracting officer within the 30-day period that additional time is necessary.
- (3) In the event the contractor, the laborers or mechanics to be employed in the classification or their representatives, and the contracting officer do not agree on the proposed classification and wage rate (including the amount designated for fringe benefits, where appropriate), the contracting officer shall refer the questions, including the views of all interested parties and the recommendation of the contracting officer, to the Wage and Hour Administrator for determination. The Wage and Hour Administrator, or an authorized representative, will issue a determination within 30 days of receipt and so advise the contracting officer or will notify the contracting officer within the 30-day period that additional time is necessary.
- (4) The wage rate (including fringe benefits where appropriate) determined pursuant to paragraphs 1.b.(2) or 1.b.(3) of this section, shall be paid to all workers performing work in the classification under this contract from the first day on which work is performed in the classification.
- c. Whenever the minimum wage rate prescribed in the contract for a class of laborers or mechanics includes a fringe benefit which is not expressed as an hourly rate, the contractor shall either pay the benefit as stated in the wage determination or shall pay another bona fide fringe benefit or an hourly cash equivalent thereof.
- d. If the contractor does not make payments to a trustee or other third person, the contractor may consider as part of the wages of any laborer or mechanic the amount of any costs reasonably anticipated in providing bona fide fringe benefits under a plan or program, Provided, That the Secretary of Labor has found, upon the written request of the contractor, that the applicable standards of the Davis-Bacon Act have been met. The Secretary of Labor may require the contractor to set aside in a separate account assets for the meeting of obligations under the plan or program.

2. Withholding

The contracting agency shall upon its own action or upon written request of an authorized representative of the Department of Labor, withhold or cause to be withheld from the contractor under this contract, or

any other Federal contract with the same prime contractor, or any other federally-assisted contract subject to Davis-Bacon prevailing wage requirements, which is held by the same prime contractor, so much of the accrued payments or advances as may be considered necessary to pay laborers and mechanics, including apprentices, trainees, and helpers, employed by the contractor or any subcontractor the full amount of wages required by the contract. In the event of failure to pay any laborer or mechanic, including any apprentice, trainee, or helper, employed or working on the site of the work, all or part of the wages required by the contract, the contracting agency may, after written notice to the contractor, take such action as may be necessary to cause the suspension of any further payment, advance, or guarantee of funds until such violations have ceased.

3. Payrolls and basic records

- a. Payrolls and basic records relating thereto shall be maintained by the contractor during the course of the work and preserved for a period of three years thereafter for all laborers and mechanics working at the site of the work. Such records shall contain the name, address, and social security number of each such worker, his or her correct classification, hourly rates of wages paid (including rates of contributions or costs anticipated for bona fide fringe benefits or cash equivalents thereof of the types described in section 1(b)(2)(B) of the Davis-Bacon Act), daily and weekly number of hours worked, deductions made and actual wages paid. Whenever the Secretary of Labor has found under 29 CFR 5.5(a)(1)(iv) that the wages of any laborer or mechanic include the amount of any costs reasonably anticipated in providing benefits under a plan or program described in section 1(b)(2)(B) of the Davis-Bacon Act, the contractor shall maintain records which show that the commitment to provide such benefits is enforceable, that the plan or program is financially responsible, and that the plan or program has been communicated in writing to the laborers or mechanics affected, and records which show the costs anticipated or the actual cost incurred in providing such benefits. Contractors employing apprentices or trainees under approved programs shall maintain written evidence of the registration of apprenticeship programs and certification of trainee programs, the registration of the apprentices and trainees, and the ratios and wage rates prescribed in the applicable programs.
- b. (1) The contractor shall submit weekly for each week in which any contract work is performed a copy of all payrolls to the contracting agency. The payrolls submitted shall set out accurately and completely all of the information required to be maintained under 29 CFR 5.5(a)(3)(i), except that full social security numbers and home addresses shall not be included on weekly transmittals. Instead the payrolls shall only need to include an individually identifying number for each employee (e.g., the last four digits of the employee's social security number). The required weekly payroll information may be submitted in any form desired. Optional Form WH-347 is available for this purpose from the Wage and Hour Division Web site at <http://www.dol.gov/esa/whd/forms/wh347instr.htm> or its successor site. The prime contractor is responsible for the submission of copies of payrolls by all subcontractors. Contractors and subcontractors shall maintain the full social security number and current address of each covered worker, and shall provide them upon request to the contracting agency for transmission to the State DOT, the FHWA or the Wage and Hour Division of the Department of Labor for purposes of an investigation or audit of compliance with prevailing wage requirements. It is not a violation of this section for a prime contractor to require a subcontractor to provide addresses and social security numbers to the prime contractor for its own records, without weekly submission to the contracting agency.
- (2) Each payroll submitted shall be accompanied by a "Statement of Compliance," signed by the contractor or subcontractor or his or her agent who pays or supervises the payment of the persons employed under the contract and shall certify the following:
 - (i) That the payroll for the payroll period contains the information required to be provided under §5.5 (a)(3)(ii) of Regulations, 29 CFR part 5, the appropriate information is being maintained under §5.5 (a)(3)(i) of Regulations, 29 CFR part 5, and that such information is correct and complete;
 - (ii) That each laborer or mechanic (including each helper, apprentice, and trainee) employed on the contract during the payroll period has been paid the full weekly wages earned, without rebate, either directly or indirectly, and that no deductions have been made either directly or indirectly from the full wages earned, other than permissible deductions as set forth in Regulations, 29 CFR part 3;

- (iii) That each laborer or mechanic has been paid not less than the applicable wage rates and fringe benefits or cash equivalents for the classification of work performed, as specified in the applicable wage determination incorporated into the contract.
- (3) The weekly submission of a properly executed certification set forth on the reverse side of Optional Form WH-347 shall satisfy the requirement for submission of the "Statement of Compliance" required by paragraph 3.b.(2) of this section.
- (4) The falsification of any of the above certifications may subject the contractor or subcontractor to civil or criminal prosecution under section 1001 of title 18 and section 231 of title 31 of the United States Code.
- c. The contractor or subcontractor shall make the records required under paragraph 3.a. of this section available for inspection, copying, or transcription by authorized representatives of the contracting agency, the State DOT, the FHWA, or the Department of Labor, and shall permit such representatives to interview employees during working hours on the job. If the contractor or subcontractor fails to submit the required records or to make them available, the FHWA may, after written notice to the contractor, the contracting agency or the State DOT, take such action as may be necessary to cause the suspension of any further payment, advance, or guarantee of funds. Furthermore, failure to submit the required records upon request or to make such records available may be grounds for debarment action pursuant to 29 CFR 5.12.

4. Apprentices and trainees

a. Apprentices (programs of the USDOL).

Apprentices will be permitted to work at less than the predetermined rate for the work they performed when they are employed pursuant to and individually registered in a bona fide apprenticeship program registered with the U.S. Department of Labor, Employment and Training Administration, Office of Apprenticeship Training, Employer and Labor Services, or with a State Apprenticeship Agency recognized by the Office, or if a person is employed in his or her first 90 days of probationary employment as an apprentice in such an apprenticeship program, who is not individually registered in the program, but who has been certified by the Office of Apprenticeship Training, Employer and Labor Services or a State Apprenticeship Agency (where appropriate) to be eligible for probationary employment as an apprentice.

The allowable ratio of apprentices to journeymen on the job site in any craft classification shall not be greater than the ratio permitted to the contractor as to the entire work force under the registered program. Any worker listed on a payroll at an apprentice wage rate, who is not registered or otherwise employed as stated above, shall be paid not less than the applicable wage rate on the wage determination for the classification of work actually performed. In addition, any apprentice performing work on the job site in excess of the ratio permitted under the registered program shall be paid not less than the applicable wage rate on the wage determination for the work actually performed. Where a contractor is performing construction on a project in a locality other than that in which its program is registered, the ratios and wage rates (expressed in percentages of the journeyman's hourly rate) specified in the contractor's or subcontractor's registered program shall be observed.

Every apprentice must be paid at not less than the rate specified in the registered program for the apprentice's level of progress, expressed as a percentage of the journeymen hourly rate specified in the applicable wage determination. Apprentices shall be paid fringe benefits in accordance with the provisions of the apprenticeship program. If the apprenticeship program does not specify fringe benefits, apprentices must be paid the full amount of fringe benefits listed on the wage determination for the applicable classification. If the Administrator determines that a different practice prevails for the applicable apprentice classification, fringes shall be paid in accordance with that determination.

In the event the Office of Apprenticeship Training, Employer and Labor Services, or a State Apprenticeship Agency recognized by the Office, withdraws approval of an apprenticeship program, the contractor will no longer be permitted to utilize apprentices at less than the applicable predetermined rate for the work performed until an acceptable program is approved.

b. Trainees (programs of the USDOL).

Except as provided in 29 CFR 5.16, trainees will not be permitted to work at less than the predetermined rate for the work performed unless they are employed pursuant to and individually registered in a program which has received prior approval, evidenced by formal certification by the U.S. Department of Labor, Employment and Training Administration.

The ratio of trainees to journeymen on the job site shall not be greater than permitted under the plan approved by the Employment and Training Administration.

Every trainee must be paid at not less than the rate specified in the approved program for the trainee's level of progress, expressed as a percentage of the journeyman hourly rate specified in the applicable wage determination. Trainees shall be paid fringe benefits in accordance with the provisions of the trainee program. If the trainee program does not mention fringe benefits, trainees shall be paid the full amount of fringe benefits listed on the wage determination unless the Administrator of the Wage and Hour Division determines that there is an apprenticeship program associated with the corresponding journeyman wage rate on the wage determination which provides for less than full fringe benefits for apprentices. Any employee listed on the payroll at a trainee rate who is not registered and participating in a training plan approved by the Employment and Training Administration shall be paid not less than the applicable wage rate on the wage determination for the classification of work actually performed. In addition, any trainee performing work on the job site in excess of the ratio permitted under the registered program shall be paid not less than the applicable wage rate on the wage determination for the work actually performed.

In the event the Employment and Training Administration withdraws approval of a training program, the contractor will no longer be permitted to utilize trainees at less than the applicable predetermined rate for the work performed until an acceptable program is approved.

- c. Equal employment opportunity. The utilization of apprentices, trainees and journeymen under this part shall be in conformity with the equal employment opportunity requirements of Executive Order 11246, as amended, and 29 CFR part 30.
- d. Apprentices and Trainees (programs of the U.S. DOT).
Apprentices and trainees working under apprenticeship and skill training programs which have been certified by the Secretary of Transportation as promoting EEO in connection with Federal-aid highway construction programs are not subject to the requirements of paragraph 4 of this Section IV. The straight time hourly wage rates for apprentices and trainees under such programs will be established by the particular programs. The ratio of apprentices and trainees to journeymen shall not be greater than permitted by the terms of the particular program.
- 5. Compliance with Copeland Act requirements. The contractor shall comply with the requirements of 29 CFR part 3, which are incorporated by reference in this contract.
- 6. Subcontracts. The contractor or subcontractor shall insert Form FHWA-1273 in any subcontracts and also require the subcontractors to include Form FHWA-1273 in any lower tier subcontracts. The prime contractor shall be responsible for the compliance by any subcontractor or lower tier subcontractor with all the contract clauses in 29 CFR 5.5.
- 7. Contract termination: debarment. A breach of the contract clauses in 29 CFR 5.5 may be grounds for termination of the contract, and for debarment as a contractor and a subcontractor as provided in 29 CFR 5.12.
- 8. Compliance with Davis-Bacon and Related Act requirements. All rulings and interpretations of the Davis-Bacon and Related Acts contained in 29 CFR parts 1, 3, and 5 are herein incorporated by reference in this contract.
- 9. Disputes concerning labor standards. Disputes arising out of the labor standards provisions of this contract shall not be subject to the general disputes clause of this contract. Such disputes shall be resolved in accordance with the procedures of the Department of Labor set forth in 29 CFR parts 5, 6, and 7. Disputes within the meaning of this clause include disputes between the contractor (or any of its subcontractors) and the contracting agency, the U.S. Department of Labor, or the employees or their representatives.

10. Certification of eligibility.

- a. By entering into this contract, the contractor certifies that neither it (nor he or she) nor any person or firm who has an interest in the contractor's firm is a person or firm ineligible to be awarded Government contracts by virtue of section 3(a) of the Davis-Bacon Act or 29 CFR 5.12(a)(1).
- b. No part of this contract shall be subcontracted to any person or firm ineligible for award of a Government contract by virtue of section 3(a) of the Davis-Bacon Act or 29 CFR 5.12(a)(1).
- c. The penalty for making false statements is prescribed in the U.S. Criminal Code, 18 U.S.C. 1001.

V. CONTRACT WORK HOURS AND SAFETY STANDARDS ACT

The following clauses apply to any Federal-aid construction contract in an amount in excess of \$100,000 and subject to the overtime provisions of the Contract Work Hours and Safety Standards Act. These clauses shall be inserted in addition to the clauses required by 29 CFR 5.5(a) or 29 CFR 4.6. As used in this paragraph, the terms laborers and mechanics include watchmen and guards.

1. Overtime requirements. No contractor or subcontractor contracting for any part of the contract work which may require or involve the employment of laborers or mechanics shall require or permit any such laborer or mechanic in any workweek in which he or she is employed on such work to work in excess of forty hours in such workweek unless such laborer or mechanic receives compensation at a rate not less than one and one-half times the basic rate of pay for all hours worked in excess of forty hours in such workweek.
2. Violation; liability for unpaid wages; liquidated damages. In the event of any violation of the clause set forth in paragraph (1.) of this section, the contractor and any subcontractor responsible therefor shall be liable for the unpaid wages. In addition, such contractor and subcontractor shall be liable to the United States (in the case of work done under contract for the District of Columbia or a territory, to such District or to such territory), for liquidated damages. Such liquidated damages shall be computed with respect to each individual laborer or mechanic, including watchmen and guards, employed in violation of the clause set forth in paragraph (1.) of this section, in the sum of \$10 for each calendar day on which such individual was required or permitted to work in excess of the standard workweek of forty hours without payment of the overtime wages required by the clause set forth in paragraph (1.) of this section.
3. Withholding for unpaid wages and liquidated damages. The FHWA or the contracting agency shall upon its own action or upon written request of an authorized representative of the Department of Labor withhold or cause to be withheld, from any moneys payable on account of work performed by the contractor or subcontractor under any such contract or any other Federal contract with the same prime contractor, or any other federally-assisted contract subject to the Contract Work Hours and Safety Standards Act, which is held by the same prime contractor, such sums as may be determined to be necessary to satisfy any liabilities of such contractor or subcontractor for unpaid wages and liquidated damages as provided in the clause set forth in paragraph (2.) of this section.
4. Subcontracts. The contractor or subcontractor shall insert in any subcontracts the clauses set forth in paragraph (1.) through (4.) of this section and also a clause requiring the subcontractors to include these clauses in any lower tier subcontracts. The prime contractor shall be responsible for compliance by any subcontractor or lower tier subcontractor with the clauses set forth in paragraphs (1.) through (4.) of this section.

VI. SUBLETTING OR ASSIGNING THE CONTRACT

This provision is applicable to all Federal-aid construction contracts on the National Highway System.

1. The contractor shall perform with its own organization contract work amounting to not less than 30 percent (or a greater percentage if specified elsewhere in the contract) of the total original contract price, excluding any specialty items designated by the contracting agency. Specialty items may be performed by subcontract and the amount of any such specialty items performed may be deducted from the total original contract price before computing the amount of work required to be performed by the contractor's own organization (23 CFR 635.116).

- a. The term “perform work with its own organization” refers to workers employed or leased by the prime contractor, and equipment owned or rented by the prime contractor, with or without operators. Such term does not include employees or equipment of a subcontractor or lower tier subcontractor, agents of the prime contractor, or any other assignees. The term may include payments for the costs of hiring leased employees from an employee leasing firm meeting all relevant Federal and State regulatory requirements. Leased employees may only be included in this term if the prime contractor meets all of the following conditions:
 - (1) the prime contractor maintains control over the supervision of the day-to-day activities of the leased employees;
 - (2) the prime contractor remains responsible for the quality of the work of the leased employees;
 - (3) the prime contractor retains all power to accept or exclude individual employees from work on the project; and
 - (4) the prime contractor remains ultimately responsible for the payment of predetermined minimum wages, the submission of payrolls, statements of compliance and all other Federal regulatory requirements.
 - b. "Specialty Items" shall be construed to be limited to work that requires highly specialized knowledge, abilities, or equipment not ordinarily available in the type of contracting organizations qualified and expected to bid or propose on the contract as a whole and in general are to be limited to minor components of the overall contract.
2. The contract amount upon which the requirements set forth in paragraph (1) of Section VI is computed includes the cost of material and manufactured products which are to be purchased or produced by the contractor under the contract provisions.
 3. The contractor shall furnish (a) a competent superintendent or supervisor who is employed by the firm, has full authority to direct performance of the work in accordance with the contract requirements, and is in charge of all construction operations (regardless of who performs the work) and (b) such other of its own organizational resources (supervision, management, and engineering services) as the contracting officer determines is necessary to assure the performance of the contract.
 4. No portion of the contract shall be sublet, assigned or otherwise disposed of except with the written consent of the contracting officer, or authorized representative, and such consent when given shall not be construed to relieve the contractor of any responsibility for the fulfillment of the contract. Written consent will be given only after the contracting agency has assured that each subcontract is evidenced in writing and that it contains all pertinent provisions and requirements of the prime contract.
 5. The 30% self-performance requirement of paragraph (1) is not applicable to design-build contracts; however, contracting agencies may establish their own self-performance requirements.

VII. SAFETY: ACCIDENT PREVENTION

This provision is applicable to all Federal-aid construction contracts and to all related subcontracts.

1. In the performance of this contract the contractor shall comply with all applicable Federal, State, and local laws governing safety, health, and sanitation (23 CFR 635). The contractor shall provide all safeguards, safety devices and protective equipment and take any other needed actions as it determines, or as the contracting officer may determine, to be reasonably necessary to protect the life and health of employees on the job and the safety of the public and to protect property in connection with the performance of the work covered by the contract.
2. It is a condition of this contract, and shall be made a condition of each subcontract, which the contractor enters into pursuant to this contract, that the contractor and any subcontractor shall not permit any employee, in performance of the contract, to work in surroundings or under conditions which are unsanitary, hazardous or dangerous to his/her health or safety, as determined under construction safety and health standards (29 CFR 1926) promulgated by the Secretary of Labor, in accordance with Section 107 of the Contract Work Hours and Safety Standards Act (40 U.S.C. 3704).

3. Pursuant to 29 CFR 1926.3, it is a condition of this contract that the Secretary of Labor or authorized representative thereof, shall have right of entry to any site of contract performance to inspect or investigate the matter of compliance with the construction safety and health standards and to carry out the duties of the Secretary under Section 107 of the Contract Work Hours and Safety Standards Act (40 U.S.C.3704).

VIII. FALSE STATEMENTS CONCERNING HIGHWAY PROJECTS

This provision is applicable to all Federal-aid construction contracts and to all related subcontracts.

In order to assure high quality and durable construction in conformity with approved plans and specifications and a high degree of reliability on statements and representations made by engineers, contractors, suppliers, and workers on Federal-aid highway projects, it is essential that all persons concerned with the project perform their functions as carefully, thoroughly, and honestly as possible. Willful falsification, distortion, or misrepresentation with respect to any facts related to the project is a violation of Federal law. To prevent any misunderstanding regarding the seriousness of these and similar acts, Form FHWA-1022 shall be posted on each Federal-aid highway project (23 CFR 635) in one or more places where it is readily available to all persons concerned with the project:

18 U.S.C. 1020 reads as follows:

"Whoever, being an officer, agent, or employee of the United States, or of any State or Territory, or whoever, whether a person, association, firm, or corporation, knowingly makes any false statement, false representation, or false report as to the character, quality, quantity, or cost of the material used or to be used, or the quantity or quality of the work performed or to be performed, or the cost thereof in connection with the submission of plans, maps, specifications, contracts, or costs of construction on any highway or related project submitted for approval to the Secretary of Transportation; or

Whoever knowingly makes any false statement, false representation, false report or false claim with respect to the character, quality, quantity, or cost of any work performed or to be performed, or materials furnished or to be furnished, in connection with the construction of any highway or related project approved by the Secretary of Transportation; or

Whoever knowingly makes any false statement or false representation as to material fact in any statement, certificate, or report submitted pursuant to provisions of the Federal-aid Roads Act approved July 1, 1916, (39 Stat. 355), as amended and supplemented;

Shall be fined under this title or imprisoned not more than 5 years or both."

IX. IMPLEMENTATION OF CLEAN AIR ACT AND FEDERAL WATER POLLUTION CONTROL ACT

This provision is applicable to all Federal-aid construction contracts and to all related subcontracts.

By submission of this bid/proposal or the execution of this contract, or subcontract, as appropriate, the bidder, proposer, Federal-aid construction contractor, or subcontractor, as appropriate, will be deemed to have stipulated as follows:

1. That any person who is or will be utilized in the performance of this contract is not prohibited from receiving an award due to a violation of Section 508 of the Clean Water Act or Section 306 of the Clean Air Act.
2. That the contractor agrees to include or cause to be included the requirements of paragraph (1) of this Section X in every subcontract, and further agrees to take such action as the contracting agency may direct as a means of enforcing such requirements.

X. CERTIFICATION REGARDING DEBARMENT, SUSPENSION, INELIGIBILITY AND VOLUNTARY EXCLUSION

This provision is applicable to all Federal-aid construction contracts, design-build contracts, subcontracts, lower-tier subcontracts, purchase orders, lease agreements, consultant contracts or any other covered transaction requiring FHWA approval or that is estimated to cost \$25,000 or more – as defined in 2 CFR Parts 180 and 1200.

1. Instructions for Certification – First Tier Participants:

- a. By signing and submitting this proposal, the prospective first tier participant is providing the certification set out below.
- b. The inability of a person to provide the certification set out below will not necessarily result in denial of participation in this covered transaction. The prospective first tier participant shall submit an explanation of why it cannot provide the certification set out below. The certification or explanation will be considered in connection with the department or agency's determination whether to enter into this transaction. However, failure of the prospective first tier participant to furnish a certification or an explanation shall disqualify such a person from participation in this transaction.
- c. The certification in this clause is a material representation of fact upon which reliance was placed when the contracting agency determined to enter into this transaction. If it is later determined that the prospective participant knowingly rendered an erroneous certification, in addition to other remedies available to the Federal Government, the contracting agency may terminate this transaction for cause of default.
- d. The prospective first tier participant shall provide immediate written notice to the contracting agency to whom this proposal is submitted if any time the prospective first tier participant learns that its certification was erroneous when submitted or has become erroneous by reason of changed circumstances.
- e. The terms "covered transaction," "debarred," "suspended," "ineligible," "participant," "person," "principal," and "voluntarily excluded," as used in this clause, are defined in 2 CFR Parts 180 and 1200. "First Tier Covered Transactions" refers to any covered transaction between a grantee or subgrantee of Federal funds and a participant (such as the prime or general contract). "Lower Tier Covered Transactions" refers to any covered transaction under a First Tier Covered Transaction (such as subcontracts). "First Tier Participant" refers to the participant who has entered into a covered transaction with a grantee or subgrantee of Federal funds (such as the prime or general contractor). "Lower Tier Participant" refers any participant who has entered into a covered transaction with a First Tier Participant or other Lower Tier Participants (such as subcontractors and suppliers).
- f. The prospective first tier participant agrees by submitting this proposal that, should the proposed covered transaction be entered into, it shall not knowingly enter into any lower tier covered transaction with a person who is debarred, suspended, declared ineligible, or voluntarily excluded from participation in this covered transaction, unless authorized by the department or agency entering into this transaction.
- g. The prospective first tier participant further agrees by submitting this proposal that it will include the clause titled "Certification Regarding Debarment, Suspension, Ineligibility and Voluntary Exclusion-Lower Tier Covered Transactions," provided by the department or contracting agency, entering into this covered transaction, without modification, in all lower tier covered transactions and in all solicitations for lower tier covered transactions exceeding the \$25,000 threshold.
- h. A participant in a covered transaction may rely upon a certification of a prospective participant in a lower tier covered transaction that is not debarred, suspended, ineligible, or voluntarily excluded from the covered transaction, unless it knows that the certification is erroneous. A participant is responsible for ensuring that its principals are not suspended, debarred, or otherwise ineligible to participate in covered transactions. To verify the eligibility of its principals, as well as the eligibility of any lower tier prospective participants, each participant may, but is not required to, check the Excluded Parties List System website (<https://www.epls.gov/>), which is compiled by the General Services Administration.
- i. Nothing contained in the foregoing shall be construed to require the establishment of a system of records in order to render in good faith the certification required by this clause. The knowledge and information of the prospective participant is not required to exceed that which is normally possessed by a prudent person in the ordinary course of business dealings.
- j. Except for transactions authorized under paragraph (f) of these instructions, if a participant in a covered transaction knowingly enters into a lower tier covered transaction with a person who is suspended, debarred, ineligible, or voluntarily excluded from participation in this transaction, in addition to other remedies available to the Federal Government, the department or agency may terminate this transaction for cause or default.

* * * * *

2. Certification Regarding Debarment, Suspension, Ineligibility and Voluntary Exclusion – First Tier Participants:

- a. The prospective first tier participant certifies to the best of its knowledge and belief, that it and its principals:
 - (1) Are not presently debarred, suspended, proposed for debarment, declared ineligible, or voluntarily excluded from participating in covered transactions by any Federal department or agency;
 - (2) Have not within a three-year period preceding this proposal been convicted of or had a civil judgment rendered against them for commission of fraud or a criminal offense in connection with obtaining, attempting to obtain, or performing a public (Federal, State or local) transaction or contract under a public transaction; violation of Federal or State antitrust statutes or commission of embezzlement, theft, forgery, bribery, falsification or destruction of records, making false statements, or receiving stolen property;
 - (3) Are not presently indicted for or otherwise criminally or civilly charged by a governmental entity (Federal, State or local) with commission of any of the offenses enumerated in paragraph (a)(2) of this certification; and
 - (4) Have not within a three-year period preceding this application/proposal had one or more public transactions (Federal, State or local) terminated for cause or default.
- b. Where the prospective participant is unable to certify to any of the statements in this certification, such prospective participant shall attach an explanation to this proposal.

2. Instructions for Certification - Lower Tier Participants:

(Applicable to all subcontracts, purchase orders and other lower tier transactions requiring prior FHWA approval or estimated to cost \$25,000 or more - 2 CFR Parts 180 and 1200)

- a. By signing and submitting this proposal, the prospective lower tier is providing the certification set out below.
- b. The certification in this clause is a material representation of fact upon which reliance was placed when this transaction was entered into. If it is later determined that the prospective lower tier participant knowingly rendered an erroneous certification, in addition to other remedies available to the Federal Government, the department, or agency with which this transaction originated may pursue available remedies, including suspension and/or debarment.
- c. The prospective lower tier participant shall provide immediate written notice to the person to which this proposal is submitted if at any time the prospective lower tier participant learns that its certification was erroneous by reason of changed circumstances.
- d. The terms "covered transaction," "debarred," "suspended," "ineligible," "participant," "person," "principal," and "voluntarily excluded," as used in this clause, are defined in 2 CFR Parts 180 and 1200. You may contact the person to which this proposal is submitted for assistance in obtaining a copy of those regulations. "First Tier Covered Transactions" refers to any covered transaction between a grantee or subgrantee of Federal funds and a participant (such as the prime or general contract). "Lower Tier Covered Transactions" refers to any covered transaction under a First Tier Covered Transaction (such as subcontracts). "First Tier Participant" refers to the participant who has entered into a covered transaction with a grantee or subgrantee of Federal funds (such as the prime or general contractor). "Lower Tier Participant" refers any participant who has entered into a covered transaction with a First Tier Participant or other Lower Tier Participants (such as subcontractors and suppliers).
- e. The prospective lower tier participant agrees by submitting this proposal that, should the proposed covered transaction be entered into, it shall not knowingly enter into any lower tier covered transaction with a person who is debarred, suspended, declared ineligible, or voluntarily excluded from participation in this covered transaction, unless authorized by the department or agency with which this transaction originated.

- f. The prospective lower tier participant further agrees by submitting this proposal that it will include this clause titled "Certification Regarding Debarment, Suspension, Ineligibility and Voluntary Exclusion-Lower Tier Covered Transaction," without modification, in all lower tier covered transactions and in all solicitations for lower tier covered transactions exceeding the \$25,000 threshold.
- g. A participant in a covered transaction may rely upon a certification of a prospective participant in a lower tier covered transaction that is not debarred, suspended, ineligible, or voluntarily excluded from the covered transaction, unless it knows that the certification is erroneous. A participant is responsible for ensuring that its principals are not suspended, debarred, or otherwise ineligible to participate in covered transactions. To verify the eligibility of its principals, as well as the eligibility of any lower tier prospective participants, each participant may, but is not required to, check the Excluded Parties List System website (<https://www.epls.gov/>), which is compiled by the General Services Administration.
- h. Nothing contained in the foregoing shall be construed to require establishment of a system of records in order to render in good faith the certification required by this clause. The knowledge and information of participant is not required to exceed that which is normally possessed by a prudent person in the ordinary course of business dealings.
- i. Except for transactions authorized under paragraph e of these instructions, if a participant in a covered transaction knowingly enters into a lower tier covered transaction with a person who is suspended, debarred, ineligible, or voluntarily excluded from participation in this transaction, in addition to other remedies available to the Federal Government, the department or agency with which this transaction originated may pursue available remedies, including suspension and/or debarment.

* * * * *

Certification Regarding Debarment, Suspension, Ineligibility and Voluntary Exclusion--Lower Tier Participants:

- 1. The prospective lower tier participant certifies, by submission of this proposal, that neither it nor its principals is presently debarred, suspended, proposed for debarment, declared ineligible, or voluntarily excluded from participating in covered transactions by any Federal department or agency.
- 2. Where the prospective lower tier participant is unable to certify to any of the statements in this certification, such prospective participant shall attach an explanation to this proposal.

* * * * *

XI. CERTIFICATION REGARDING USE OF CONTRACT FUNDS FOR LOBBYING

This provision is applicable to all Federal-aid construction contracts and to all related subcontracts which exceed \$100,000 (49 CFR 20).

- 1. The prospective participant certifies, by signing and submitting this bid or proposal, to the best of his or her knowledge and belief, that:
 - a. No Federal appropriated funds have been paid or will be paid, by or on behalf of the undersigned, to any person for influencing or attempting to influence an officer or employee of any Federal agency, a Member of Congress, an officer or employee of Congress, or an employee of a Member of Congress in connection with the awarding of any Federal contract, the making of any Federal grant, the making of any Federal loan, the entering into of any cooperative agreement, and the extension, continuation, renewal, amendment, or modification of any Federal contract, grant, loan, or cooperative agreement.
 - b. If any funds other than Federal appropriated funds have been paid or will be paid to any person for influencing or attempting to influence an officer or employee of any Federal agency, a Member of Congress, an officer or employee of Congress, or an employee of a Member of Congress in connection with this Federal contract, grant, loan, or cooperative agreement, the undersigned shall complete and submit Standard Form-LLL, "Disclosure Form to Report Lobbying," in accordance with its instructions.
- 2. This certification is a material representation of fact upon which reliance was placed when this transaction was made or entered into. Submission of this certification is a prerequisite for making or entering into this transaction imposed by 31 U.S.C. 1352. Any person who fails to file the required certification shall be subject to a civil penalty of not less than \$10,000 and not more than \$100,000 for each such failure.

3. The prospective participant also agrees by submitting its bid or proposal that the participant shall require that the language of this certification be included in all lower tier subcontracts, which exceed \$100,000 and that all such recipients shall certify and disclose accordingly.

* * * * *

APPENDICES TO THE TITLE VI ASSURANCE

APPENDIX A

During the performance of this contract, the contractor, for itself, its assignees, and successors in interest (hereinafter referred to as the "contractor") agrees as follows:

1. **Compliance with Regulations:** The contractor (hereinafter includes consultants) will comply with the Acts and the Regulations relative to Non-discrimination in Federally-assisted programs of the U.S. Department of Transportation, (Federal Highway Administration (FHWA), or Federal Transit Authority (FTA)), as they may be amended from time to time, which are herein incorporated by reference and made a part of this contract.
2. **Non-discrimination:** The contractor, with regard to the work performed by it during the contract, will not discriminate on the grounds of race, color, or national origin in the selection and retention of subcontractors, including procurements of materials and leases of equipment. The contractor will not participate directly or indirectly in the discrimination prohibited by the Acts and the Regulations, including employment practices when the contract covers any activity, project, or program set forth in Appendix B of 49 CFR Part 21.
3. **Solicitations for Subcontracts, Including Procurements of Materials and Equipment:** In all solicitations, either by competitive bidding, or negotiation made by the contractor for work to be performed under a subcontract, including procurements of materials, or leases of equipment, each potential subcontractor or supplier will be notified by the contractor of the contractor's obligations under this contract and the Acts and the Regulations relative to Non-discrimination on the grounds of race, color, or national origin.
4. **Information and Reports:** The contractor will provide all information and reports required by the Acts and the Regulations, and will permit access to its books, records, accounts, other sources of information, and its facilities as may be determined by the Recipient or the Federal Highway Administration (FHWA), or Federal Transit Authority (FTA) to be pertinent to ascertain compliance with such Acts, Regulations, and instructions. Where any information required of a contractor is in the exclusive possession of another who fails or refuses to furnish the information, the contractor will so certify to the Recipient or the Federal Highway Administration (FHWA), or Federal Transit Authority (FTA), as appropriate, and will set forth what efforts it has made to obtain the information.
5. **Sanctions for Noncompliance:** In the event of a contractor's noncompliance with the Non-discrimination provisions of this contract, the Recipient will impose such contract sanctions as it or the Federal Highway Administration (FHWA), or Federal Transit Authority (FTA) may determine to be appropriate, including, but not limited to:
 - withholding payments to the contractor under the contract until the contractor complies;
 - and/or cancelling, terminating, or suspending a contract, in whole or in part.
6. **Incorporation of Provisions:** The contractor will include the provisions of paragraphs one through five in every subcontract, including procurements of materials and leases of equipment, unless exempt by the Acts and the Regulations . The contractor will take action with respect to any subcontract or procurement as the Recipient or the Federal Highway Administration (FHWA), or Federal Transit Authority (FTA) may direct as a means of enforcing such provisions including sanctions for noncompliance. Provided, that if the contractor becomes involved in, or is threatened with litigation by a subcontractor, or supplier because of such direction, the contractor may request the Recipient to enter into any litigation to protect the interests of the Recipient. In addition, the contractor may request the United States to enter into the litigation to protect the interests of the United States.

APPENDIX E

During the performance of this contract, the contractor or consultant, for itself, its assignees, and successors in interest (hereinafter referred to as the "contractor") agrees to comply with the following nondiscrimination statutes and authorities; including but not limited to:

Pertinent Non-Discrimination Authorities:

Title VI of the Civil Rights Act of 1964 (42 U.S.C. § 2000d et seq., 78 stat. 252), (prohibits discrimination on the basis of race, color, national origin); and 49 CFR Part 21.

The Uniform Relocation Assistance and Real Property Acquisition Policies Act of 1970, (42 U.S.C. § 460 I), (prohibits unfair treatment of persons displaced or whose property has been acquired because of Federal or Federal-aid programs and projects);

Federal-Aid Highway Act of 1973, (23 U.S.C. § 324 et seq.), (prohibits discrimination on the basis of sex);

Section 504 of the Rehabilitation Act of 1973, (29 U.S.C. § 794 et seq.), as amended, (prohibits discrimination on the basis of disability); and 49 CFR Part 27;

The Age Discrimination Act of 1975, as amended, (42 U.S.C. § 6101 et seq.), (prohibits discrimination on the basis of age);

Airport and Airway Improvement Act of 1982, (49 USC § 471, Section 47123), as amended, (prohibits discrimination based on race, creed, color, national origin, or sex);

The Civil Rights Restoration Act of 1987, (PL 100-209), (Broadened the scope, coverage and applicability of Title VI of the Civil Rights Act of 1964, The Age Discrimination Act of 1975 and Section 504 of the Rehabilitation Act of 1973, by expanding the definition of the terms "programs or activities" to include all of the programs or activities of the Federal-aid recipients, sub-recipients and contractors, whether such programs or activities are Federally funded or not);

Titles II and III of the Americans with Disabilities Act, which prohibit discrimination on the basis of disability in the operation of public entities, public and private transportation systems, places of public accommodation, and certain testing entities (42 U.S.C. §§ 12131 - 12189) as implemented by Department of Transportation regulations at 49 C.F.R. parts 37 and 38;

The Federal Aviation Administration's Non-discrimination statute (49 U.S.C. § 41123) (prohibits discrimination on the basis of race, color, national origin, and sex);

Executive Order 12898, Federal Actions to Address Environmental Justice in Minority Populations and Low-Income Populations, which ensures nondiscrimination against minority populations by discouraging programs; policies, and activities with disproportionately high and adverse human health or environmental effects on minority and low-income populations;

Executive Order 13166, Improving Access to Services for Persons with Limited English Proficiency, and resulting agency guidance, national origin discrimination includes discrimination because of limited English proficiency (LEP). To ensure compliance with Title VI, you must take reasonable steps to ensure that LEP persons have meaningful access to your programs (70 Fed. Reg. at 74087 to 74100);

Title IX of the Education Amendments of 1972, as amended, which prohibits you from discriminating because of sex in education programs or activities (20 U.S.C. 1681 et seq).

PREVAILING WAGES

Included in this proposal are the minimum wages to be paid various classes of laborers and mechanics as determined by the Department of Labor of the State of Delaware in accordance with Title 29 Del.C. §6960, relating to wages and the regulations implementing that Section.

REQUIREMENT BY DEPARTMENT OF LABOR FOR SWORN PAYROLL INFORMATION

Title 29 Del.C. §6960 stipulates;

(b) Every contract based upon these specifications shall contain a stipulation that the employer shall pay all mechanics and laborers employed directly upon the site of the work, unconditionally and not less often than once a week and without subsequent deduction or rebate on any account, the full amounts accrued at time of payment, computed at wage rates not less than those stated in the specifications, regardless of any contractual relationship which may be alleged to exist between the employer and such laborers and mechanics. The specifications shall further stipulate that the scale of wages to be paid shall be posted by the employer in a prominent and easily accessible place at the site of the work, and that there may be withheld from the employer so much of accrued payments as may be considered necessary by the Department of Labor to pay to laborers and mechanics employed by the employer the difference between the rates of wages required by the contract to be paid laborers and mechanics on the work and rates of wages received by such laborers and mechanics to be remitted to the Department of Labor for distribution upon resolution of any claims.

(c) Every contract based upon these specifications shall contain a stipulation that sworn payroll information, as required by the Department of Labor, be furnished weekly. The Department of Labor shall keep and maintain the sworn payroll information for a period of 6 months from the last day of the work week covered by the payroll.

Bidders are specifically directed to note the Department of Labor's prevailing wage regulations implementing §6960 relating to the effective date of the wage rates, at Part VI., Section C., which in relevant part states:

"Public agencies (covered by the provisions of 29 Del.C. §6960) are required to use the rates which are in effect on the date of the publication of specifications for a given project. In the event that a contract is not executed within one hundred twenty (120) days from the date the specifications were published, the rates in effect at the time of the execution of the contract shall be the applicable rates for the project."

PREVAILING WAGE REQUIREMENTS

It is DelDOT's understanding that the Davis-Bacon Act is not a preemptive statute in the broad sense, and does not preempt or displace State of Delaware prevailing wage requirements.

When a contract for a project contains both Federal Davis-Bacon and State of Delaware prevailing wage standards because of concurrent Federal and State coverage, the employer's minimum wage obligations are determined by whichever standards are higher.

STATE OF DELAWARE
DEPARTMENT OF LABOR
DIVISION OF INDUSTRIAL AFFAIRS
OFFICE OF LABOR LAW ENFORCEMENT
PHONE: (302) 451-3423

Mailing Address:
225 CORPORATE BOULEVARD
SUITE 104
NEWARK, DE 19702

Located at:
225 CORPORATE BOULEVARD
SUITE 104
NEWARK, DE 19702

PREVAILING WAGES FOR **HIGHWAY CONSTRUCTION**
EFFECTIVE MARCH 13, 2015 - AMENDED JULY 15, 2015

CLASSIFICATION	NEW CASTLE	KENT	SUSSEX
BRICKLAYERS	49.39	49.39	14.51
CARPENTERS	42.55	51.86	41.22
CEMENT FINISHERS	31.06	30.92	19.65
ELECTRICAL LINE WORKERS	22.50	22.50	21.25
ELECTRICIANS	63.60	63.60	63.60
IRON WORKERS	42.20	23.87	25.35
LABORERS	31.10	34.12	37.75
MILLWRIGHTS	16.11	15.63	13.49
PAINTERS	63.14	63.14	63.14
PILEDRIVERS	66.42	23.75	26.95
POWER EQUIPMENT OPERATORS	39.15	32.92	29.04
SHEET METAL WORKERS	22.75	20.31	18.40
TRUCK DRIVERS	32.31	20.65	25.55

CERTIFIED : 9/23/15

BY: [Signature]
ADMINISTRATOR, OFFICE OF LABOR LAW ENFORCEMENT


NOTE: THESE RATES ARE PROMULGATED AND ENFORCED PURSUANT TO THE PREVAILING WAGE REGULATIONS ADOPTED BY THE DEPARTMENT OF LABOR ON APRIL 3, 1992.

CLASSIFICATIONS OF WORKERS ARE DETERMINED BY THE DEPARTMENT OF LABOR. FOR ASSISTANCE IN CLASSIFYING WORKERS, OR FOR A COPY OF THE REGULATIONS OR CLASSIFICATIONS, PHONE (302) 451-3423.

NON- REGISTERED APPRENTICES MUST BE PAID THE MECHANICS RATE.

THESE RATES ARE BRING PROVIDED IN ACCORDANCE WITH DELAWARE'S FREEDOM OF INFORMATION ACT.

Re: Contract # T201607303.01 Prime Hook Road Improvements, Sussex County, DE



FEDERAL DAVIS-BACON WAGE RATES 08/14/2015 DE12

General Decision Number: DE150012

STATE: Delaware

Construction Type: Highway

COUNTY: Sussex County in Delaware

HIGHWAY CONSTRUCTION PROJECTS

Note: Executive Order (EO) 13658 establishes an hourly minimum wage of \$10.10 for 2015 that applies to all contracts subject to the Davis-Bacon Act for which the solicitation is issued on or after January 1, 2015. If this contract is covered by the EO, the contractor must pay all workers in any classification listed on this wage determination at least \$10.10 (or the applicable wage rates listed on this wage determination, if it is higher) for all hours spent performing on the contract. The EO minimum wage rate will be adjusted annually. Additional information on contractor requirements and worker protections under the EO is available at www.dol.gov/whd/govcontracts.

Modification Number

Publication Date

0	06/26/2015
1	08/14/2015

SUDE2015-003 04/23/2015

	Rates	Fringes
Bricklayer	14.51	
Carpenter	41.22	
Cement Mason/Concrete Finisher	19.65	
ELECTRICIAN		
Electrician	63.60	
Line Worker	21.25	
Ironworker	25.35	
Laborer	37.75	
Millwright	13.49	
Painter	63.14	
Power Equipment Operator:		
Piledriver	26.95	
Power Equipment Operators	29.04	
Sheet Metal Worker	18.40	
Truck Driver	25.55	

WELDERS: Receive rate prescribed for craft performing operation to which welding is incidental.

Unlisted classifications needed for work not included within the scope of the classifications listed may be added after award only as provided in the labor standards contract clauses (29 CFR 5.5(a) (1) (ii)).

The body of each wage determination lists the classification and wage rates that have been found to be prevailing for the cited type(s) of construction in the area covered by the wage determination. The classifications are listed in alphabetical order of "identifiers" that indicate whether the particular rate is a union rate (current union negotiated rate for local), a survey rate (weighted average rate) or a union average rate (weighted union average rate).

Union Rate Identifiers

A four letter classification abbreviation identifier enclosed in dotted lines beginning with characters other than “SU” or “UAVG” denotes that the union classification and rate were prevailing for that classification in the survey. Example: PLUM0198-005 07/01/2014. PLUM is an abbreviation identifier of the union which prevailed in the survey for this classification, which in this example would be Plumbers. 0198 indicates the local union number or district council number where applicable, i.e., Plumbers Local 0198. The next number, 005 in the example, is an internal number used in processing the wage determination. 07/01/2014 is the effective date of the most current negotiated rate, which in this example is July 1, 2014.

Union prevailing wage rates are updated to reflect all rate changes in the collective bargaining agreement (CBA) governing this classification and rate.

Survey Rate Identifiers

Classifications listed under an “SU” identifier indicated that no one rate prevailed for this classification in the survey and the published rate is derived by computing a weighted average rate based on all the rates reported in the survey for that classification. As this weighted average rate includes all rates reported in the survey, it may include both union and non-union rates. Example: SULA2012-007 5/13/2014. SU indicates the rates are survey rates based on a weighted average calculation of rates and are not majority rates. LA indicates the State of Louisiana. 2012 is the year of survey on which these classifications and rates are based. The next number, 007 in the example, is an internal number used in producing the wage determination. 5/13/2014 indicates the survey completion date for the classifications and rates under that identifier.

Survey wage rates are not updated and remain in effect until a new survey is conducted.

Union Average Rate Identifiers

Classification(s) listed under the UAVG identifier indicate that no single majority rate prevailed for those classifications; however, 100% of the data reported for the classifications was union data. EXAMPLE: UAVG-OH-0010 08/29/2014. UAVG indicates that the rate is a weighted union average rate. OH indicates the state. The next number, 0010 in the example, is an internal number used in producing the wage determination. 08/29/2014 indicates the survey completion date for the classifications and rates under that identifier.

A UAVG rate will be updated once a year, usually in January of each year, to reflect a weighted average of the current negotiated/CBA rate of the union locals from which the rate is based.

WAGE DETERMINATION APPEALS PROCESS

1.) Has there been an initial decision in the matter? This can be:

- * an existing published wage determination
- * a survey underlying a wage determination
- * a Wage and Hour Division letter setting forth a position on a wage determination matter
- * a conformance (additional classification and rate) ruling

On survey related matters, initial contact, including requests for summaries of surveys, should be with the Wage and Hour Regional Office for the area in which the survey was conducted because those Regional Offices have responsibility for the Davis-Bacon survey program. If the response from this initial contact is not satisfactory, then the process described in 2.) and 3.) should be followed.

With regard to any other matter not yet ripe for the formal process described here, initial contact should be with the Branch of Construction Wage Determinations. Write to:

Branch of Construction Wage Determinations
Wage and Hour Division
U.S. Department of Labor
200 Constitution Avenue, N. W.
Washington, D. C. 20210

2.) If the answer to the question in 1.) is yes, then an interested party (those affected by the action) can request review and reconsideration from the Wage and Hour Administrator (See 29 CFR Part 1.8 and 29 CFR Part 7). Write to:

Wage and Hour Administrator
U.S. Department of Labor
200 Constitution Avenue, N. W.
Washington, D. C. 20210

The request should be accompanied by a full statement of the interested party's position and by any information (wage payment data, project description, area practice material, etc.) that the requestor considers relevant to the issue.

3.) If the decision of the Administrator is not favorable, an interested party may appeal directly to the Administrative Review Board (formerly the Wage Appeals Board). Write to:

Administrative Review Board
U. S. Department of Labor
200 Constitution Avenue, N. W.
Washington, D. C. 20210

4.) All decisions by the Administrative Review Board are final.

END OF GENERAL DECISION

APPLICABILITY OF DAVIS-BACON LABOR STANDARD PROVISIONS TO FLAGGERS

The U.S. Department of Labor has established that the duties of flaggers working on contracts covered by the Davis-Bacon Act, are manual and physical in nature. Accordingly, all employees performing the work of flaggers on Davis-Bacon covered contracts shall be entitled to receive applicable prevailing wage rates.

* * * * *

ALL AGENCY MEMORANDUM NO. 130
U.S. DEPARTMENT OF LABOR
EMPLOYMENT STANDARDS ADMINISTRATION
WAGE AND HOUR DIVISION
WASHINGTON, DC 20210

GUIDELINES

HIGHWAY CONSTRUCTION

Highway projects include the construction, alteration, or repair of roads, streets, highways, runways, taxiways, alleys, trails, paths, parking areas, and other similar projects not incidental to building or heavy construction.

EXAMPLES: Alleys, Base Courses, Bituminous treatments, Bridle Paths, Concrete pavement, Curbs, Excavation and embankment (for road construction), Fencing (highway), Grade crossing elimination (overpasses and underpasses), Guard rails on highway, Highway signs, Highway bridges (overpasses, underpasses, grade separation), Medians, Parking lots, Parkways, Resurfacing streets and highways, Roadbeds, Roadways, Runways, Shoulders, Stabilizing courses, Storm sewers incidental to road construction, Street paving, Surface courses, Taxiways, and Trails.

ANY QUESTIONS REGARDING THE APPLICATION OF THE GUIDELINES ABOVE TO A PARTICULAR PROJECT OR ANY DISPUTES REGARDING THE APPLICATION OF THE WAGE SCHEDULES ARE TO BE REFERRED TO THE WAGE AND HOUR DIVISION, U.S. DEPARTMENT OF LABOR FOR RESOLUTION, AND THE INSTRUCTIONS OF THE WAGE AND HOUR DIVISION ARE TO BE OBSERVED IN ALL INSTANCES.

*ALL AGENCY MEMORANDUM NO. 130
U.S. DEPARTMENT OF LABOR
EMPLOYMENT STANDARDS ADMINISTRATION
WAGE AND HOUR DIVISION
WASHINGTON, DC 20210

SUPPLEMENTAL SPECIFICATIONS TO THE AUGUST 2001 STANDARD SPECIFICATIONS

**EFFECTIVE AS OF THE ADVERTISEMENT
DATE OF THIS PROPOSAL
AND INCLUDED BY REFERENCE**

**The Supplemental Specifications can be viewed and printed from
the Department's Website.**

To access the Website;

- in your internet browser, enter; <http://www.deldot.gov>
- on the left side of the page under 'INFORMATION', Click; 'Publications'
- scroll down under 'MANUALS' and Click; "Standard Specifications 2001"

The full Website Link is;

http://www.deldot.gov/information/pubs_forms/manuals/standard_specifications/index.shtml

Printed copies of the Supplemental Specifications are available upon request. A printed copy of the above referenced Supplemental Specifications will be included in the final contract documents upon award.

The Contractor shall make himself aware of these revisions and corrections (Supplemental Specifications), and apply them to the applicable item(s) of this contract.

SPECIAL PROVISIONS

CONSTRUCTION ITEM NUMBERS

All construction pay items are assigned a six (6) digit number, shown as Item Number on the Plans and/or in the Special Provisions, and shall be interpreted in accordance with the following:

Standard Item Number:

The first three digits of the construction item numbers indicates the Section number as described in the Standard Specifications, and all applicable requirements of the Section shall remain effective unless otherwise modified by the Special Provisions. The last three digits of the construction item identifies the item by sequential number under that Section. Sequential numbers for all items covered under Standard Specifications range from 000 to 499. A comprehensive list of construction item numbers begins on page 421 of the Standard Specifications. Additions to this list will be made as required.

Special Provisions Item Number:

The first three digits of the construction items, covered under Special Provisions, indicates the applicable Section number of the Standard Specifications, and shall be governed fully by the requirements of the Special Provisions. The last three digit of the items covered under Special Provisions identifies the item by sequential number. Sequential numbers for Special Provision items, range from 500 to 999.

Examples

Standard Item Number - 202000 Excavation and Embankment

202 Indicates Section Number

000 Indicates Sequential Number

Special Provision Item Number - 202500 Grading and Reshaping Roadway

202 Indicates Section Number

500 Indicates Sequential Number

NOTE:

PLEASE NOTE revised Supplemental Specifications to the August 2001 Standard Specifications were issued November 24, 2014 and apply to this project. They can be [viewed here](#) and at www.deldot.gov.

SPECIFICATIONS: The Department is currently updating the August 2001 Specifications for Road and Bridge Construction. Through this update, some Divisions were renumbered and some new ones were created and added. The *Specifications Note* document is for the use by the bidders to reference the new numbers to the past numbers used for bidding purposes on previous Department contracts.

401502 - ASPHALT CEMENT COST ADJUSTMENT

For Sections 304, 401, 402, 403, 404, and 405, payments to the Contractor shall be adjusted to reflect increases or decreases in the Delaware Posted Asphalt Cement Price when compared to the Project Asphalt Cement Base Price, as defined in these Special Provisions.

The Delaware Posted Asphalt Cement Price will be issued monthly by the Department and will be the industry posted price for Asphalt Cement, F.O.B. Philadelphia, Pennsylvania. The link for the posting is http://www.deldot.gov/information/business/bids/asphalt_cement_english.shtml.

The Project Asphalt Cement Base Price will be the Delaware Posted Asphalt Cement Price in effect on the date of advertisement.

All deviations of the Delaware Posted Asphalt Cement Price from the Project Asphalt Cement Base Price are eligible for cost adjustment. No minimum increases or decreases or corresponding percentages are required to qualify for cost adjustment.

Actual quantity of asphalt cement qualifying for any Asphalt Cement Cost Adjustment will be computed using the weight of eligible asphalt that is shown on the QA/QC pay sheets as a percentage for the delivered material.

If the mix was not inspected and no QA/QC pay sheet was generated, then the asphalt percentage will be obtained from the job mix formula for that mix ID.

The asphalt percentage eligible for cost adjustment shall only be the virgin asphalt cement added to the mix.

There shall be no separate payment per ton cost of asphalt cement. That cost shall be included in the various unit prices bid per ton for those bid items that contain asphalt cement (mentioned above).

The Asphalt cement cost adjustment will be calculated on grade PG 64-22 asphalt regardless of the actual grade of asphalt used. The Project Asphalt Cement Base Price per ton for the project will be the Delaware Posted Asphalt Cement Price in effect on the date of project advertisement.

If the Contractor exceeds the authorized allotted completion time, the price of asphalt cement on the last authorized allotted work day, shall be the prices used for cost adjustment during the time liquidated damages are assessed. However, if the industry posted price for asphalt cement goes down, the asphalt-cement cost shall be adjusted downward accordingly.

NOTE:

Application of Asphalt Cement Cost Adjustment requirements as indicated above shall apply only to those contracts involving items related to bituminous base and pavements, and with bitumen, having a total of 1,000 tons or more of hot-mix bid quantity in case of Sections 401, 402 and 403; and 15,000 gallons or more in case of Sections 304, 404 and 405.

5/05/15

Contract No. T201607303.01
302514 - MILLED HOT-MIX BASE COURSE

Description:

It is the intent of this Special Provision to qualify the use of milled hot-mix asphalt pavement material in lieu of graded aggregate as a base course. All requirements of Section 302 shall remain in effect except as modified below:

Materials:

The material used to construct milled hot-mix asphalt pavement base courses shall be uniformly graded with a maximum size of 1 1/2" (38 mm).

Subgrade Preparation:

The subgrade shall be properly constructed in accordance with Subsection 202.06. No base course material shall be placed until the subgrade has been approved by the Engineer.

Placement:

- a. *Equipment.* The milled material shall be spread uniformly by an approved spreading machine or box in such a manner that no segregation occurs. A conventional motor grader will not be approved for placement of milled material on mainline roadway sections.

Where it is not possible to use a spreading machine or box in patching or other tight areas, other approved methods can be used only in such manner that no segregation occurs. Compaction shall be uniformly attained by approved rollers or compactors. No milled materials shall be placed until approved equipment is on the Project site and is operational.

- b. *Spreading and Compacting.* Milled material shall be placed in successive layers. Each layer shall be placed in a level, uniform cross-section not to exceed 12" (300 mm) in depth, loose measurement, unless otherwise approved by the Engineer. The milled material shall be deposited and spread parallel to the centerline and the layer shall extend to the full width as shown on the Plans. The milled material shall be handled so that no segregation of fine or coarse particles occurs. No more than 1,000 cu (300 m) of material, as measured along the roadway centerline, shall be spread in advance of compaction operations. Each layer shall be properly compacted as specified, before starting the next layer.

Compaction or rolling shall be performed parallel to the roadway centerline starting at the edges and progressing toward the center. It shall continue until each layer is thoroughly and uniformly compacted to the full width as shown on the Plans.

The milled material shall be compacted by the following method: a sheepfoot roller (minimal 50 ton static roller) shall make the required number of passes on the base material to achieve the target density followed by a back-drag by either a bulldozer or a motor grader. After the pavement base material has been placed, a 15 ton/1800 vpm (minimum) vibratory steel wheel roller shall compact the base material. Compaction will be measured per subsection *Performance* below. In small areas where the above noted equipment cannot be used, the contractor must request approval from the Department to place the millings with other equipment. The Department reserves the right to reject or approve the areas for placement of millings as determined by the Engineer.

After compaction, all voids in the surface of each layer will be filled with millings and compacted (with the vibratory steel wheel roller) until the layer of base material is well bonded and firm, as determined by the Engineer.

In no case shall vehicles be allowed to travel in a single track or to form ruts in the base course. If any sharp irregularities are formed in the subgrade or base course material, the affected area shall be scarified to a depth of 6" (150 mm) and compacted to conform to the requirements of Section 202 or this Section.

- c. *Performance.* Compaction of milled hot-mix asphalt pavement base courses will be monitored by measuring the in-place density using a nuclear density gauge and comparing it to a control strip target

density. The mean base compaction shall be at least 98% of the control strip target density and sufficiently uniform that individual test results are at least 96% of the control strip target density, the base course represented by the test will be considered defective and the Contractor shall further compact the area. After further compaction, the original test site and one other randomly selected site within the area will be tested. The average of two test results will be included in the mean density for that day's placement.

To determine the control strip target density, a control strip with a minimum length of 300 (90 m) shall be constructed at the beginning of work on each pavement base. Each control strip is to remain in place and become a section of the completed roadway. A control strip shall have an area of at least 400 yd² (325 m²). For small areas, the Contractor may request to have a test strip waived. This request shall be submitted to the Engineer for review.

Upon completion of the rolling, the mean density of the control strip will be determined by averaging the results of ten nuclear density tests taken at randomly selected sites within the control strip. The mean density of the control strip shall be the target density for the remainder of the pavement base course which it represents. Compaction shall be expressed as a percentage of the target density.

The finished surface of the graded aggregate base course shall not vary from that required on the Plans by more than 1/2 (13 mm) when tested with a 10 (3.048 m) straightedge applied to the surface parallel to the centerline of the pavement and when tested with a template cut to the cross-section of the pavement. The actual thickness of the graded aggregate base course shall not be more than 1/2 (13 mm) less than the thickness shown on Plans. Those portions of completed base course not meeting these performance requirements shall be completely removed and replaced with proper material placed in accordance with this Section.

A straightedge meeting the approval of the Engineer shall be supplied by the Contractor at each placement operation. The straightedge shall be constructed of rigid materials that resist warping and bending.

Method of Measurement:

The quantity of milled hot-mix base course will be measured by the cubic yard (cubic meter) and will be paid for under Item 302007 - Graded Aggregate Base Course. The volume of cubic yards (cubic meters) will be measured as the number of square yards (square meters) of surface area of milled hot-mix base course, placed and accepted, multiplied by the depths shown on the Plans. If the depth of milled hot-mix base course, placed and accepted, is greater than the depth shown on the Plans, the Plan depth will be used to measure the quantity of payment.

If the limits of measurement for pay quantities for milled hot-mix base course are designated on the Plans, the quantity of milled hot-mix base course measured for payment will be the number of square yards (square meters) of surface area multiplied by the depth placed within the payment lines and grades shown on the Plans. If the limits are not designated on the Plans, or have been changed by the Engineer, in-place dimensions of the accepted milled hot-mix base course will be established. The computation of quantity will be made from cross-sections taken after the completion of work under this Section.

Materials placed beyond the designated lines and grades as shown on the Plans or beyond the limits established by the Engineer will not be measured for payment.

There will be no separate payment made for filling voids with millings as required under Placement subsection (b) *Spreading and Compaction*.

Basis of Payment:

Millings used for Base Course will be paid at the unit bid price for Item 302007 - Graded Aggregate Base Course, Type B. All costs to bring the millings into compliance with the requirements of 302514 are incidental to Item 302007. No payment will be made under this item 302514.

Price and payment will constitute full compensation for hauling, stockpiling (includes any double handling of material), preparing the subgrade, placing and compacting the materials, and for all labor, equipment, tools and incidental required to complete the work.

No additional compensation will be made to the Contractor to crush, screen or otherwise modify the milled hot-mix base course to meet the necessary gradation.

No payment will be made for materials placed beyond the designated lines and grades as shown on the Plans or beyond the limits established by the Engineer.

10/31/05

401699 - QUALITY CONTROL/QUALITY ASSURANCE OF BITUMINOUS CONCRETE**.01 Description**

This item shall govern the Quality Assurance Testing for supplying bituminous asphalt plant materials and constructing bituminous asphalt pavements and the calculation for incentives and disincentives for materials and construction. The Engineer will evaluate all materials and construction for acceptance. The procedures for acceptance are described in this Section. Include the costs for all materials, labor, equipment, tools, and incidentals necessary to meet the requirements of this specification in the bid price per ton for the bituminous asphalt. Payment to the Contractor for the bituminous asphalt item(s) will be based on the Contract price per ton and the pay adjustments described in this specification.

.02 Bituminous Concrete Production – Quality Acceptance**(a) Material Production - Tests and Evaluations.**

All acceptance tests shall be performed by qualified technicians at qualified laboratories following AASHTO or DelDOT procedures, and shall be evaluated using Quality Level Analysis. The Engineer will conduct acceptance tests. The Engineer will directly base acceptance on the acceptance test results, the asphalt cement quality, the Contractor's QC Plan work, and the comparisons of the acceptance test results to the QC test results. The Engineer may elect to utilize test results of the Contractor in some situations toward judging acceptance.

Supply and capture samples, as directed by the Engineer under the purview of the Engineer from delivery trucks before the trucks leave the production plant. Hand samples to the Engineer to be marked accordingly. The sample shall represent the material produced by the Contractor, and shall be of sufficient size to allow the Engineer to complete all required acceptance tests. The Engineer will direct the Contractor when to capture these samples, on a statistically random, unbiased basis, established before production begins each day based upon the anticipated production tonnage. The captured sample shall be from the Engineer specified delivery truck. The Contractor may visually inspect the specified delivery load during sampling and elect to reject the load. If the contractor elects to reject the specified delivery truck, each subsequent load will be inspected until a visually acceptable load is produced for acceptance testing. All visually rejected loads shall not be sent to a Department project.

The first sample of the production day will be randomly generated by the Engineer between loads 0 and 12 (0-250 tons). Subsequent samples will be randomly generated by the Engineer on 500-ton sub-lots for the production day. Samples not retrieved in accordance with the Contractor's QC plan will be deemed unacceptable and may be a basis for rejection of material produced. Parallel tests or dispute resolution tests will only be performed on material captured at the same time and location as the acceptance test sample. Parallel test samples or Dispute Resolution samples will be created by splitting a large sample or obtaining multiple samples that equally represent the material. The Engineer will perform all splitting and handling of material after it is obtained by the Contractor.

The Contractor may retain dispute resolution samples or perform parallel tests with the Engineer on any acceptance sample.

The Engineer will evaluate and accept the material on a lot basis. All the material within a lot shall have the same JMF (mixture ID). The lot size shall be targeted for 2000 tons or a maximum period of three days, whichever is reached first. If the 2000th ton target lot size is achieved during a production day, the lot size shall extend to the end of that production day. The Contractor may interrupt the production of one JMF in order to produce different material; this type of interruption will not alter the determination of the size or limits of material represented by a lot. The Engineer will evaluate each lot on a subplot basis. The size for each subplot shall be 100 to 500 tons and testing for the sub lots will be completed on a daily basis. For each subplot, the Engineer will evaluate one sample.

The target size of sub-lots within each lot, except for the first sample of the production day, is equal-sized 500 ton sub lots and will be based upon anticipated production, however, more or fewer sublots, with differing sizes, may result due to the production schedule and conditions. If the actual production is less than anticipated, and it's determined a sample will not be obtained (based upon the anticipated tonnage), a new sample location will be determined on a statistically random, unbiased basis based upon the new actual production. If the actual production is going to be 50 tons or greater over the anticipated sub lot production,

a new sample location will be determined on a statistically random, unbiased basis based upon the new actual production. The Engineer will combine the evaluation and test results for all of the applicable sublots in order to evaluate each individual lot.

If the Engineer is present, and the quantity exceeds 25 tons, a statistically random sample will be used for analysis. When the anticipated production is less than 100 tons and greater than 25 tons, and the Engineer is not present, the contractor shall randomly select a sample using the Engineer's random location program. The captured sample shall be placed in a suitable box, marked to the attention of the Engineer, and submitted to the Engineer for testing. A box sample shall also be obtained by the contractor at the same time and will be used as the Dispute Resolution sample if requested by the Engineer. The Contractor shall also obtain one liquid asphalt sample (1 pint) per grade of asphalt used per day and properly label it with all pertinent information.

The Engineer will conduct the following tests in order to characterize the material for the pavement compaction quality and to judge acceptance and the pay adjustment for the material:

- AASHTO T312 - Preparing and Determining the Density of Hot Mix Asphalt (HMA) Specimens by Means of the Superpave Gyrotory Compactor
- AASHTO T166, Method C (Rapid Method) - Bulk Specific Gravity of Compacted Hot Mix Asphalt (HMA) Using Saturated Surface Dry Specimens
- AASHTO T308 - Determining the Asphalt Binder Content of Hot Mix Asphalt (HMA) by the Ignition Method
- AASHTO T30 - Mechanical Analysis of Extracted Aggregate
- AASHTO T209 - Theoretical Maximum Specific Gravity and Density of Hot Mix Asphalt (HMA)
- ASTM D7227 - Standard Practice for Rapid Drying of Compacted Asphalt Specimens using Vacuum Drying Apparatus

(b) Pavement Construction - Tests and Evaluations.

The Engineer will directly base acceptance on the compaction acceptance test results, and on the inspection of the construction, the Contractor's QC Plan work, ride smoothness as referenced in the contract documents, lift thickness as referenced in the contract documents, joint quality as referenced in the contract documents, surface texture as referenced in the contract documents, and possibly the comparisons of the acceptance test results to the independent test results. For the compaction acceptance testing, the Engineer will sample the work on a statistically random basis, and will test and evaluate the work based on daily production.

Notify the Engineer of any locations within that road segment that may not be suitable to achieve minimum (93%) compaction due to existing conditions prior to paving the road segment. Schedule and hold a meeting in the field with the Engineer in order to discuss all areas that may potentially be applicable to Table 5a before paving starts. Areas that will be considered for Table 5a will be investigated in accordance to the method described in Appendix B. If this meeting is not held prior to paving, no areas will be considered for Table 5a. Areas of allowable exemptions that will not be cored include the following: partial-depth patch areas, driveway entrances, paving locations of less than 100 tons, areas around manholes and driveway entrances, and areas of paving that are under 400 feet in continuous total length and/or 5 feet in width.

The exempt areas around manholes will be a maximum of 4 feet transversely on either side from the center of the manhole, and 20 feet longitudinally on either side from the center of the manhole. The exempt areas around driveway entrances shall be the entire width of the driveway, and 3 feet from the edge of the longitudinal joint next to the driveway. Areas of exemption that will be cored for informational purposes only include: areas where the mat thickness is less than three times the nominal maximum aggregate size as directed by the Engineer, violations of Section 401.08 in the Standard Specifications as directed by the Engineer, and areas shown to contain questionable subgrade properties as proven by substantial yielding under a fully legally loaded truck. Failure to obtain core samples in these areas will result in zero payment for compaction regardless of the exempt status.

The Engineer will evaluate and accept the compaction work on a daily basis. Payment for the compaction will be calculated by using the material production lots as referenced in **.02 Acceptance Plan (a) Material Production - B Tests and Evaluation** and analyzing the compaction results over the individual days covered in the material production lot. The compaction results will be combined with the material results to obtain a payment for this item.

The minimum size of a compaction lot shall be 100 tons. If the compaction lot is between 101 and 1000 tons, the Engineer shall randomly determine four compaction acceptance test locations. If the compaction lot is between 1001 and 1500 tons, the Engineer shall randomly determine six compaction acceptance test locations. If the compaction lot is between 1501 and 2000 tons, the Engineer shall randomly determine eight compaction acceptance test locations. If the compaction lot is greater than 2000 tons, the Engineer shall randomly determine two compaction acceptance test locations per 500 tons.

If a randomly selected area falls within an Engineer approved exemption area, the Engineer will select one more randomly generated location to be tested per the requirements of this Specification. If that cannot be accomplished, or if an entire location has been declared exempt, the compaction testing shall be performed as per these Specifications but a note will be added to the results that the location was an Engineer approved exempt location.

Testing locations will be a minimum of 1.0 feet from the newly placed longitudinal joint and 50 feet from a new transverse joint.

Cut one six (6) inch diameter core through the full lift depth at the exact location marked by the Engineer. Cores submitted that are not from the location designated by the Engineer will not be tested and will be paid at zero pay.

Notify the Engineer prior to starting paving operations with approximate tonnage to be placed. The Contractor is then responsible for notifying the appropriate Engineer test personnel within 12 hours of material placement. The Engineer will mark core locations within 24 hours of notification. After determination of locations, the Contractor shall complete testing within two operational days of the locations being marked. If the cores are not cut within two operational days, the area in question will be paid at zero pay for compaction testing.

Provide any traffic control required for the structural number investigation, sampling, and testing work at no additional cost to the Department.

Commence coring of the pavement after the pavement has cooled to a temperature of 140°F or less. Cut each core with care in order to prevent damaging the core. Damaged cores will not be tested. Label each core with contract number, date of construction, and number XX of XX upon removal from the roadway. Place cores in a 6-inch diameter plastic concrete cylinder mold or approved substitute for protection. Separate cores in the same cylinder mold with paper. Attach a completed QC test record for the represented area with the corresponding cores. The Engineer will also complete a test record for areas tested for the QA report and provide to Materials & Research. Deliver the cores to the Engineer for testing, processing, and report distribution at the end of each production day.

Repair core holes per Appendix A, Repairing Core Holes in Bituminous Asphalt Pavements. Core holes shall be filled immediately. Failure to repair core holes at the time of coring will result in zero pay for compaction testing for the area in question.

The Engineer will conduct the following tests on the applicable portion of the cores in order to evaluate their quality:

- AASHTO T166, Method C (Rapid Method) – Bulk Specific Gravity of Compacted Hot Mix Asphalt (HMA) Using Saturated Surface Dry Specimens
- AASHTO T209 - Theoretical Maximum Specific Gravity and Density of Hot Mix Asphalt
- ASTM D7227 - Standard Practice for Rapid Drying of Compacted Asphalt Specimens using Vacuum Drying Apparatus

The Engineer will use the average of the last five test values of the same JMF (mixture ID) material at the production plant in order to calculate the average theoretical maximum specific gravity of the cores. The average will be based on the production days test results and as many test results needed from previous days production to have an average of five samples. If there are less than five values available, the Engineer will use the JMF design value in addition to the available values to calculate the average theoretical maximum specific gravity.

.03 Payment and Pay Adjustment Factors.

The Engineer will determine pay adjustments for the bituminous asphalt item(s) in accordance with this specification. The Engineer will determine a pay adjustment factor for the material produced and a pay adjustment factor for the pavement construction. Pay adjustments for material and construction will be calculated independently. When the pay adjustment calculation for either material or construction falls to zero payment per tables 4, 5, or 5a, the maximum pay adjustment for the other factor will not exceed 100.

Pay Adjustment factors will only be calculated on in place material. Removed material will not be used in payment adjustment calculations.

Material Production Pay Adjustments will be calculated based upon 70% of the contract unit price and calculated according to section .03(a) of this specification. Pavement construction Pay Adjustments will be calculated based upon 30% of the contract unit price and calculated according to section .03(b) of this specification.

(a) Material Production - Pay Adjustment.

Calculate the material pay adjustment by evaluating the production material based on the following parameters:

Table 2 - Material Parameter Weight Factors		
Material Parameter	Single Test Tolerance (+/-)	Weight Factor
Asphalt Content	0.4	0.30
#8 Sieve (≥ 19.0 mm)	7.0	0.30
#8 Sieve (≤ 12.5 mm)	5.0	0.30
#200 Sieve (0.075mm Sieve)	2.0	0.30
Air Voids (4.0% Target)	2.0	0.10

Using the JMF target value, the single test tolerance (from Table 2), and the test values, the Engineer will use the following steps to determine the material pay adjustment factor for each lot of material:

1. For each parameter, calculate the mean value and the standard deviation of the test values for the lot to the nearest 0.1 unit.
2. For each parameter, calculate the Upper Quality Index (QU):

$$QU = ((\text{JMF target}) + (\text{single test tolerance}) - (\text{mean value})) / (\text{standard deviation}).$$
3. For each parameter, calculate the Lower Quality Index (QL):

$$QL = ((\text{mean value}) - (\text{JMF target}) + (\text{single test tolerance})) / (\text{standard deviation}).$$
4. For each parameter, locate the values for the Upper Payment Limit (PU) and the Lower Payment Limit (PL) from Table 3 - Quality Level Analysis by the Standard Deviation Method. (Use the column for "n" representing the number of sublots in the lot. Use the closest value on the table when the exact value is not listed).
5. Calculate the PWL for each parameter from the values located in the previous step:

$$PWL = PU + PL - 100.$$
6. Calculate each parameter's contribution to the payment adjustment by multiplying its PWL by the weight factor shown in Table 2 for that parameter.
7. Add the calculated adjustments of all the parameters together to determine the Composite PWL for the lot.
8. From Table 4, locate the value of the Pay Adjustment Factor corresponding to the calculated PWL. When all properties of a single test are within the single test tolerance of Table 2, Pay Adjustment factors shall be determined by Column B. When any property of a single test is outside of the Single Test Tolerance parameters defined in Table 2, the Material Pay Adjustment factor shall be determined by Column C.

9. For each lot, determine the final material price adjustment:

Final Material Pay Adjustment =
(Lot Quantity) x (Item Bid Price) x (Pay Adjustment Factor) x 70%. This final pay calculation will be paid to the cent.

In lieu of being assessed a pay adjustment penalty, the Contractor may choose to remove and replace the material at no additional cost to the Department. When the PWL of any material parameter in Table 2 is below 60, the Engineer may require the removal and replacement of the material at no additional cost to the Department. Test results on removed material shall not be used in calculation of future PWL calculations for Mixture ID.

The test results from the Engineer on production that is less than 100 tons will be combined with the two most recently completed Engineer tests with the same Mixture ID to calculate payment for the lot encompassing the single test. If that cannot be accomplished, the approved JMF will be used to calculate payment for the lot encompassing the single test. Payment for previously closed lots will not be affected by the analysis.

When a sample is outside of the allowable single test tolerance for any Materials criteria in Table 2, that sample will be isolated. For payment purposes, the test result of the out of acceptable tolerance sample will be combined with the two previous acceptable samples of the same JMF and analyzed per this specification. The material that is considered out of the acceptable tolerance will only include the material within the represented sub-lot (i.e., a maximum of 500 tons). If the previous acceptable test result is from the previous production day, only the material produced on the second production day will be considered out of tolerance. All future sub lots will not include the isolated test. The pay factors for the out of tolerance sample lot will be calculated using column C of table 4.

If, during production, a QA sample test result does not meet the acceptable tolerances and the Contractors QC sample duplicates the QA sample test result, the Contractor can make an appropriate change to the mixture (within the JMF boundaries), and request to have that sample further isolated. After the Contractor has made appropriate changes, the Contractor will visually inspect each produced load. The first visually acceptable load will be sampled and tested. If that sample test result shows compliance with the specifications, the material that is considered out of the acceptable tolerance will include the material from the previous acceptable test result to the third load after the initially sampled and tested sample. If the sample does not meet the specification requirements, the Engineer will no longer accept material. Production may resume when changes have been made and an acceptable sample and test result is obtained.

Table 3 – Quality Level Analysis by the Standard Deviation Method							
PU or PL	QU and QL for “n” Samples						
	n = 3	n = 4	n = 5	n = 6	n = 7	n = 8	n = 9
100	1.16	1.50	1.79	2.03	2.23	2.39	2.53
99	-	1.47	1.67	1.80	1.89	1.95	2.00
98	1.15	1.44	1.60	1.70	1.76	1.81	1.84
97	-	1.41	1.54	1.62	1.67	1.70	1.72
96	1.14	1.38	1.49	1.55	1.59	1.61	1.63
95	-	1.35	1.44	1.49	1.52	1.54	1.55
94	1.13	1.32	1.39	1.43	1.46	1.47	1.48
93	-	1.29	1.35	1.38	1.40	1.41	1.42
92	1.12	1.26	1.31	1.33	1.35	1.36	1.36
91	1.11	1.23	1.27	1.29	1.30	1.30	1.31
90	1.10	1.20	1.23	1.24	1.25	1.25	1.26
89	1.09	1.17	1.19	1.20	1.20	1.21	1.21
88	1.07	1.14	1.15	1.16	1.16	1.16	1.17
87	1.06	1.11	1.12	1.12	1.12	1.12	1.12
86	1.04	1.08	1.08	1.08	1.08	1.08	1.08

85	1.03	1.05	1.05	1.04	1.04	1.04	1.04
84	1.01	1.02	1.01	1.01	1.00	1.00	1.00
83	1.00	0.99	0.98	0.97	0.97	0.96	0.96
82	0.97	0.96	0.95	0.94	0.93	0.93	0.93
81	0.96	0.93	0.91	0.90	0.90	0.89	0.89
80	0.93	0.90	0.88	0.87	0.86	0.86	0.86
79	0.91	0.87	0.85	0.84	0.83	0.82	0.82
78	0.89	0.84	0.82	0.80	0.80	0.79	0.79
77	0.87	0.81	0.78	0.77	0.76	0.76	0.76
76	0.84	0.78	0.75	0.74	0.73	0.73	0.72
75	0.82	0.75	0.72	0.71	0.70	0.70	0.69
74	0.79	0.72	0.69	0.68	0.67	0.66	0.66
73	0.75	0.69	0.66	0.65	0.64	0.63	0.63
72	0.74	0.66	0.63	0.62	0.61	0.60	0.60
71	0.71	0.63	0.60	0.59	0.58	0.57	0.57
70	0.68	0.60	0.57	0.56	0.55	0.55	0.54
69	0.65	0.57	0.54	0.53	0.52	0.52	0.51
68	0.62	0.54	0.51	0.50	0.49	0.49	0.48
67	0.59	0.51	0.47	0.47	0.46	0.46	0.46
66	0.56	0.48	0.45	0.44	0.44	0.43	0.43
65	0.52	0.45	0.43	0.41	0.41	0.40	0.40
64	0.49	0.42	0.40	0.39	0.38	0.38	0.37
63	0.46	0.39	0.37	0.36	0.35	0.35	0.35
62	0.43	0.36	0.34	0.33	0.32	0.32	0.32

Table 3 – Quality Level Analysis by the Standard Deviation Method

PU or PL	QU and QL for “n” Samples						
	n = 3	n = 4	n = 5	n = 6	n = 7	n = 8	n = 9
61	0.39	0.33	0.31	0.30	0.30	0.29	0.29
60	0.36	0.30	0.28	0.27	0.27	0.27	0.26
59	0.32	0.27	0.25	0.25	0.24	0.24	0.24

Table 4 - PWL Pay Adjustment Factors

PWL	Pay Adjustment Factor (%) Column B	Pay Adjustment Factor (%) Column C
100	+5	0
99	+4	-1
98	+3	-2
97	+2	-3
96	+1	-4
95	0	-5
94	-1	-6
93	-2	-7

92	-3	-8
91	-4	-9
PWL<91	PWL - 100	PWL - 100

(b) Pavement Construction - Pay Adjustments.

The Engineer will determine the pavement construction pay adjustment by evaluating the construction of the pavement, based on the following parameter:

- Degree of compaction of the in-place material

Using the test values for the cores, the Engineer will use the following steps to determine the pavement construction pay adjustment for each lot of work. .

1. Calculate the core bulk specific gravity values from the subplot tests values, to the nearest 0.001 unit. Obtain the Theoretical maximum Specific Gravity values from the corresponding laboratory subplot tests.
2. Calculate the Degree of Compaction:
Degree of Compaction =
 $((\text{Core Bulk Specific Gravity}) / (\text{Theoretical Maximum Specific Gravity})) \times 100\%$ recorded to the nearest 0.1%.
3. The average compaction for the sublots shall be averaged together for the compaction level of the lot. The lots compaction test level shall be averaged and recorded to the nearest whole percent.
4. Locate the value of the Payment Adjustment Factor corresponding to the calculated degree of compaction from Table 5 or Table 5a.
5. Determine the pavement construction price adjustment by using the following formula:
Construction Pay adjustment = (Lot Quantity) x (Bid Price) x (Pay Adjustment Factor) x 30%.

Table 5: Compaction Price Adjustment Highway Locations

Degree of Compaction (%)	Range	Pay Adjustment Factor (%)
≥ 97.0	≥ 96.75	-100*
96.5	96.26 – 96.74	-5
96.0	95.75 – 96.25	-3
95.5	95.26 – 95.74	-2
95.0	94.75 – 95.25	0
94.5	94.26 – 94.74	0
94.0	93.75 – 94.25	1
93.5	93.26 – 93.74	3
93.0	92.75 – 93.25	5
92.5	92.26 – 92.74	3
92.0	91.75 – 92.25	0
91.5	91.26 – 91.74	0

91.0	90.75 – 91.25	-5
90.5	90.26 – 90.74	-15
90.0	89.75 – 90.25	-20
89.5	89.26 – 89.74	-25
89.0	88.75 – 89.25	-30
88.5	88.26 – 88.74	-50
=<88.0	=<88.25	-100*

* or remove and replace it at Engineer's discretion

Table 5A: Compaction Price Adjustment Other¹ Locations

Degree of Compaction	Range	Pay Adjustment Factor (%)
>= 97.0	>= 96.75	-100*
96.5	96.26 – 96.74	-5
96.0	95.75 – 96.25	-3
95.5	95.26 – 95.74	-2
95.0	94.75 – 95.25	0
94.5	94.26 – 94.74	0
94.0	93.75 – 94.25	0
93.5	93.26 – 93.74	1
93.0	92.75 – 93.25	3
92.5	92.26 – 92.74	1
92.0	91.75 – 92.25	0
91.5	91.26 – 91.74	0
91.0	90.75 – 91.25	0
90.5	90.26 – 90.74	0
90.0	89.75 – 90.25	0
89.5	89.26 – 89.74	0
89.0	88.75 – 89.25	-1
88.5	88.26 – 88.74	-3
88.0	87.75 – 88.25	-5
87.5	87.26 – 87.74	-10
87.0	86.75 – 87.25	-15
86.5	86.26 – 86.74	-20
86.0	85.75 – 86.25	-25
85.5	85.26 – 85.74	-30

85.0	84.75 – 85.25	-40
84.5	84.26 – 84.74	-50
≤ 84.0	≤ 84.25	-100*

* or remove and replace at Engineer's discretion

¹ This chart is to be used for areas where the structural value of the area to be paved is less than 1.75 as determined by the Engineer. See Appendix B - Method for Obtaining Cores for Determination of Roadway Structure. This chart is applicable to rehabilitation work only; full depth construction will not be considered for Table 5a.

.04 Dispute Resolution.

Disputes or questions about any test result shall be brought to the attention of the Contractor and the Engineer within two operational days of reported test results. The following dispute resolution procedures will be used.

The Engineer and the Contractor will review the sample quality, the test method, the laboratory equipment, and the laboratory technician. If these factors are not the cause of the dispute, a third party dispute resolution will be used.

Third party resolution testing can be performed at either another Contractor's laboratory, the Engineer's laboratory, or an independent accredited laboratory. Unless otherwise mutually agreed upon by DAPA and the Engineer, the Engineer's qualified laboratory in Dover and qualified personnel shall conduct the necessary testing for third party Dispute Resolution after the Engineer has provided reasonable notice to allow the Contractor to witness this testing.

When disputes over production testing occur, the samples used for Dispute Resolution testing will be those samples the properly captured, labeled, and stored, as described in the second paragraph of the section of these specifications titled **.02 Acceptance Plan, (a) Material Production - Tests and Evaluations**. If no samples are available, the original testing results will be used for payment calculations.

Dispute Resolution samples for air void content will be heated by a microwave oven.

If there is a discrepancy between the Engineer's acceptance test result and the Contractor's test result, the Contractor may ask for the Dispute Resolution sample to be tested. The Contractor may request up to two dispute resolution samples be tested per calendar year without charge. Any additional Dispute Resolution samples run at the Contractors request where the results substantiate the acceptance test result will be assessed a fee of \$125. Any additional Dispute Resolution samples that substantiate the Contractors test result will not be assessed the fee.

When disputes over compaction core test results occur, the Engineer's acceptance core will be used for the dispute resolution sample. The Contractor will be advised on when the testing will occur as referenced above to witness the testing.

The results of the dispute resolution testing shall replace all of the applicable disputed test results for payment purposes.

Appendix A - Repairing Core Holes in Bituminous Asphalt Pavement

Description.

This appendix describes the procedure required to repair core holes in a bituminous concrete pavement.

Materials and Equipment.

The following material shall be available to complete this work:

- Patch Material - DelDOT approved High Performance Cold Patch material shall be used.

The following equipment shall be available to complete this work:

- Sponge or other absorbent material - Used to extract water from the hole.
- Compaction Hammer - mechanical (electrical, pneumatic, or gasoline driven) tamping device with a flat, circular tamping face smaller than 6 inches in diameter.

Construction Method.

After core removal from the hole, remove all excess water from within the hole, and prevent water from re-entering the hole.

Place the patch material in lifts no greater than 3 inches and compact with mechanical tamping device. If the hole is deeper than 3 inches, use two lifts of approximately equal depths so that optimum compaction is achieved. Make sure that the patch surface matches the grade of the existing roadway. Make every effort to achieve the greatest possible compaction

Performance Requirements.

The Engineer will judge the patch on the following basis:

- The patch shall be well compacted
- The patch surface shall match the grade of the surrounding roadway surface.

Basis of Payment.

No measurement or payment will be made for the patching work. The Contractor must gain the Engineer's acceptance of the patching work before the Engineer will accept the material represented by the core.

Appendix B - Method for Obtaining Cores for Determination of Roadway Structure

The Contractor is responsible for obtaining cores in areas that they propose are eligible for compaction price adjustments according to Table 5a in this specification. Table 5a is not applicable for new full-depth pavement box construction. Cores submitted for this process shall be obtained according to the following process.

1. Contact Materials & Research (M&R) personnel to determine if information about the area is already available. If M&R has already obtained cores in the location that is being investigated, the contractor may opt to use the laboratory information for the investigation and not core the area on their own.
2. If M&R does not have information concerning the section of the roadway, the contractor needs to contact M&R to arrange for verification of coring operations. Arrangements shall be made to allow for an individual from M&R to be on the site when the cores are obtained. Cores will be turned over to M&R for evaluation.
3. The Contractor is responsible for providing all traffic control and repairing core holes in accordance to 401699 Appendix A - Repairing Core Holes in Bituminous Asphalt Pavements.
4. Cores are to be taken throughout the entire project for the area in question. Cores will be spaced, from the start of the project in increments determined based on field and project specifics. Cores will be evenly distributed throughout the project location. The cores will be taken in the center of the lane in question.
5. Additional cores may be taken at other locations, if surface conditions indicate that there may be a substantial difference in the underlying section. The location of these cores should be documented and submitted to M&R.
6. Cores shall be full depth and include underlying materials. If there is a stone base included in the pavement section, at a minimum 1 core must have information concerning the thickness of the base. This is determined by augering to the subgrade surface.
7. The calculations used to determine the structural capacity of the roadway is as follows. If the contractor finds, upon starting the coring process, that the areas are of greater thickness than applicable to Table 5a, they may terminate the coring process on their own and retract the request.

Structural Number Calculations

Each pavement box material is assigned a structural coefficient based upon AASHTO design guides. The structural coefficient is used to determine the total strength of the pavement section.

Materials used in older pavement sections are assigned lower structural coefficients to compensate for aging of the materials. The coefficients used to determine the structural number of an existing pavement are:

Existing Material	Structural Coefficient
HMA	0.32
Asphalt Treated Base	0.26
Soil Cement	0.16
Surface Treatment (Tar & Chip)	0.10
GABC	0.14
Concrete	0 - 0.7*

- * The Structural Coefficient of Concrete is dependent upon the condition of the concrete. Compressive strengths & ASR analysis are used to determine condition - contact the Engineer if this situation arises.

Newly placed materials use a different set of structural coefficients. They are as follows:

New Material	Structural Coefficient
HMA	0.40
Asphalt Treated Base (BCBC)	0.32
Soil Cement	0.20
GABC	0.14

Example:

Location includes placement of a 1.25" Type C overlay on 2.25" Type B. Existing roadway is cored and is shown to consist of 2" HMA on 7" GABC.

Calculation:

For the Type B lift the calculation would be:

$$\begin{array}{rcl}
 \text{Existing HMA} & 2 * 0.32 = & 0.64 \\
 \text{GABC} & 7 * 0.14 = & \underline{0.98} \\
 & & 1.62
 \end{array}$$

For the Type C lift the calculation would be:

$$\begin{array}{rcl}
 \text{Newly Placed B} & 2.25 * 0.4 = & 0.90 \\
 \text{Existing HMA} & 2 * 0.32 = & 0.64 \\
 \text{GABC} & 7 * 0.14 = & \underline{0.98} \\
 & & 2.52
 \end{array}$$

401752 – SAFETY EDGE FOR ROADWAY PAVEMENT

Description:

This work consists of the construction of safety edge(s) along bituminous concrete pavement or P.C.C. pavement in accordance with the details and notes on the Plans and as directed by the Engineer.

Construction Methods:

The safety edge shall not be constructed adjacent to curb or in front of guardrail sections.

In bituminous concrete pavement sections, prior to the construction of the safety edge, the fill or in situ material at the edge of pavement shall be compacted so that it is level with the top of the pavement, prior to the final surface overlay.

In bituminous concrete pavement sections, the contractor shall attach a device to the screed of the paver unit that confines the material at the end of the gate and extrudes the asphalt material in such a way that results in a compacted wedge shape pavement edge of 32 degrees (+/- 2 degrees). Contact shall be maintained between the device and the road shoulder surface. The device shall be manufactured so that it can be easily adjusted to transition at cross roads, driveways and obstructions without stopping the paver unit. The device's shape shall constrain the asphalt and cause compaction, as well as increase the density of the extruded profile.

In bituminous concrete pavement sections, the Transtech Shoulder Wedge Maker, Carlson Safety Edge End Gate or an approved equal shall be used to produce the safety edge. Contact information for these wedge shape compaction devices is listed below:

Transtech Systems, Inc.
1594 State Street
Schenectady, NY 12304
1-800-724-6306
www.transtechsys.com

or

Carlson Paving Products
18425 50th Ave. E
Tacoma, WA 98446
1-253-278-9426
www.carlsonpavingproducts.com

or an approved equal.

In P.C.C. pavement sections, the paver screed shall be modified to provide a chamfer at the end of the P.C.C. pavement in accordance with the details and notes on the Plans, or as directed by the Engineer.

Method of Measurement:

Safety Edge will not be measured for payment.

Basis of Payment:

The cost associated with the construction of safety edge(s), including but not limited to the wedge device, preparation and compaction of the fill or in situ material, and placement of the safety edge in accordance with the Plans and Details shall be incidental to the bituminous concrete pavement or P.C.C. pavement item being placed.

10/15/2013

- 401800 - BITUMINOUS CONCRETE, SUPERPAVE, TYPE C, 115 GYRATIONS, PG 64-22
(CARBONATE STONE)
- 401801 - BITUMINOUS CONCRETE, SUPERPAVE, TYPE C, 160 GYRATIONS, PG 64-22
(CARBONATE STONE)
- 401802 - BITUMINOUS CONCRETE, SUPERPAVE, TYPE C, 205 GYRATIONS, PG 64-22
(CARBONATE STONE)

- 401803 - BITUMINOUS CONCRETE, SUPERPAVE, TYPE C, 115 GYRATIONS, PG 70-22
(CARBONATE STONE)
- 401804 - BITUMINOUS CONCRETE, SUPERPAVE, TYPE C, 160 GYRATIONS, PG 70-22
(CARBONATE STONE)
- 401805 - BITUMINOUS CONCRETE, SUPERPAVE, TYPE C, 205 GYRATIONS, PG 70-22
(CARBONATE STONE)

- 401806 - BITUMINOUS CONCRETE, SUPERPAVE, TYPE C, 115 GYRATIONS, PG 76-22
(CARBONATE STONE)
- 401807 - BITUMINOUS CONCRETE, SUPERPAVE, TYPE C, 160 GYRATIONS, PG 76-22
(CARBONATE STONE)
- 401808 - BITUMINOUS CONCRETE, SUPERPAVE, TYPE C, 205 GYRATIONS, PG 76-22
(CARBONATE STONE)

- 401809 - BITUMINOUS CONCRETE, SUPERPAVE, TYPE B, 115 GYRATIONS, PG 64-22
- 401810 - BITUMINOUS CONCRETE, SUPERPAVE, TYPE B, 160 GYRATIONS, PG 64-22
- 401811 - BITUMINOUS CONCRETE, SUPERPAVE, TYPE B, 205 GYRATIONS, PG 64-22

- 401812 - BITUMINOUS CONCRETE, SUPERPAVE, TYPE B, 115 GYRATIONS, PG 70-22
- 401813 - BITUMINOUS CONCRETE, SUPERPAVE, TYPE B, 160 GYRATIONS, PG 70-22
- 401814 - BITUMINOUS CONCRETE, SUPERPAVE, TYPE B, 205 GYRATIONS, PG 70-22

- 401815 - BITUMINOUS CONCRETE, SUPERPAVE, TYPE B, 115 GYRATIONS, PG 76-22
- 401816 - BITUMINOUS CONCRETE, SUPERPAVE, TYPE B, 160 GYRATIONS, PG 76-22
- 401817 - BITUMINOUS CONCRETE, SUPERPAVE, TYPE B, 205 GYRATIONS, PG 76-22

- 401818 - BITUMINOUS CONCRETE, SUPERPAVE, BITUMINOUS CONCRETE BASE
COURSE, 115 GYRATIONS, PG 64-22
- 401819 - BITUMINOUS CONCRETE, SUPERPAVE, BITUMINOUS CONCRETE BASE
COURSE, 160 GYRATIONS, PG 64-22
- 401820 - BITUMINOUS CONCRETE, SUPERPAVE, BITUMINOUS CONCRETE BASE
COURSE, 205 GYRATIONS, PG 64-22

- 401821 - BITUMINOUS CONCRETE, SUPERPAVE, TYPE C, 160 GYRATIONS, PG 64-22,
PATCHING
- 401822 - BITUMINOUS CONCRETE, SUPERPAVE, TYPE B, 160 GYRATIONS, PG 64-22,
PATCHING
- 401823 - BITUMINOUS CONCRETE, SUPERPAVE, BITUMINOUS CONCRETE BASE
COURSE, 160 GYRATIONS, PG 64-22, PATCHING
- 401824 - BITUMINOUS CONCRETE, SUPERPAVE, TYPE C, 160 GYRATIONS, PG-64-22,
WEDGE
- 401825 - BITUMINOUS CONCRETE, SUPERPAVE, TYPE B, 160 GYRATIONS, PG-64-22,
WEDGE

- 401826 - BITUMINOUS CONCRETE, SUPERPAVE, TYPE C, 115 GYRATIONS, PG 64-22,
(NON-CARBONATE STONE)
- 401827 - BITUMINOUS CONCRETE, SUPERPAVE, TYPE C, 160 GYRATIONS, PG 64-22,
(NON-CARBONATE STONE)
- 401828 - BITUMINOUS CONCRETE, SUPERPAVE, TYPE C, 205 GYRATIONS, PG 64-22,
(NON-CARBONATE STONE)

- 401829 - BITUMINOUS CONCRETE, SUPERPAVE, TYPE C, 115 GYRATIONS, PG 70-22,
(NON-CARBONATE STONE)

**401830 - BITUMINOUS CONCRETE, SUPERPAVE, TYPE C, 160 GYRATIONS, PG 70-22,
(NON-CARBONATE STONE)**

**401831 - BITUMINOUS CONCRETE, SUPERPAVE, TYPE C, 205 GYRATIONS, PG 70-22,
(NON-CARBONATE STONE)**

**401832 - BITUMINOUS CONCRETE, SUPERPAVE, TYPE C, 115 GYRATIONS, PG 76-22,
(NON-CARBONATE STONE)**

**401833 -BITUMINOUS CONCRETE, SUPERPAVE, TYPE C, 160 GYRATIONS, PG 76-22,
(NON-CARBONATE STONE)**

**401834 - BITUMINOUS CONCRETE, SUPERPAVE, TYPE C, 205 GYRATIONS, PG 76-22,
(NON-CARBONATE STONE)**

401835 - THIN BITUMINOUS CONCRETE, SUPERPAVE, TYPE C, 115 GYRATIONS, PG 64-22

401836 - THIN BITUMINOUS CONCRETE, SUPERPAVE, TYPE C, 160 GYRATIONS, PG 64-22

401837 - THIN BITUMINOUS CONCRETE, SUPERPAVE, TYPE C, 115 GYRATIONS, PG 70-22

401838 - THIN BITUMINOUS CONCRETE, SUPERPAVE, TYPE C, 160 GYRATIONS, PG 70-22

401839 - THIN BITUMINOUS CONCRETE, SUPERPAVE, TYPE C, 115 GYRATIONS, PG 76-22

401840 - THIN BITUMINOUS CONCRETE, SUPERPAVE, TYPE C, 160 GYRATIONS, PG 76-22

.01 Description:

This specification shall govern the production and construction of bituminous concrete pavement. The following Subsections of the Standard Specifications shall be applicable: 401.01, 401.03 - 401.10, 401.12, and 401.13. All other subsections have been modified herein.

Payment for bituminous concrete shall be in accordance with item 401699. The Contractor shall read and thoroughly understand the requirements of the QA/QC specification as defined in item 401699. It is the responsibility of the Contractor to determine all costs associated with meeting these requirements and to include them in the per ton bids for the various Superpave bituminous concrete items. Payment adjustment factors will be calculated in accordance with the latest version of item 401699.

Bituminous concrete may be produced by one or a combination of several technologies involving asphalt foaming processes and equipment or additives that facilitate the reduction of the temperature at which the mix can be placed and satisfactorily compacted thereby permitting the mix to be produced at reduced temperatures.

.02 Materials:

Use materials conforming to standard specifications 823.

Materials for bituminous concrete shall conform to the requirements of Subsections 823.01, 823.05-823.17, and 823.25 - 823.28 of the Standard Specifications and the following. If the Contractor proposes to use a combination of materials that are not covered by this Specification, the mix design shall be submitted and reviewed by the Engineer 30 calendar days prior to use.

a) Asphalt Binder:

Meet the requirements of Superpave performance-grade asphalt binder, as referenced in the Plans, according to M 320¹, Table 1 and tested according to AASHTO R29 with the following test ranges:

TEST Procedure	AASHTO REFERENCE	SPECIFICATION LIMITS
Temperature, °C	M 320	Per Grade
Original DSR, G*/sin (δ)	T 315	1.00 - 2.20 kPa ¹
RTFO DSR, G*/sin (δ)	T 315	>= 2.20 kPa
PAV DSR, G*/ sin (δ)	T 315	<=5000 kPa

TEST Procedure	AASHTO REFERENCE	SPECIFICATION LIMITS
BBR Creep Stiffness, S	T 313	≤ 300.0 kPa
BBR m-value	T 313	≥ 0.300

Note 1: The exception to M 320 is that the original DSR shall be 1.00 to 2.20 kPa

Substitution of a higher temperature grade will require prior approval by the Engineer.

The highest low temperature grade virgin binder to be used is -22.

Depending on the level of Recycled materials used, the low temperature properties, per T 313, may be different than stated in M 320 or the previous table.

b) Recycled Materials:

RAP (Recycled Asphalt Pavement): Bituminous concrete pavement mechanically processed to a homogenous consistency to be recycled through the production plant for use in a new bituminous concrete mixture.

The percentage allowance of recycled materials (recycled asphalt pavement and/or shingles) shall be controlled through the use of the Materials & Research recycled mixture program available through the Materials & Research Section. The program can be used by the Contractor to determine which materials and combinations of materials can be used to meet the specified material on the contract.

If the Contractor proposes to use a combination of materials that are not covered by this program, the mix design shall be submitted and reviewed by the Engineer.

c) Shingles:

RAS (Recycled Asphalt Shingles): Materials reclaimed from the shingle manufacturing process such as tabs, punch-outs, and damaged new shingles mechanically broken down with 100% passing the 1/2 in (12.5 mm) sieve. Shipping, handling, and shredding costs are incidental to the price of Superpave item.

Post-consumer shingles or used shingles are not acceptable. Fiberglass-backed and organic felt-backed shingles shall be kept separate. Both materials shall not be used in the same mixture at the same time. All shingles shall be free of all foreign material and moisture.

The use of Recycled Asphalt Shingles will be considered for 115 gyrations mix designs upon demonstration by the producer of adequate blending of the binder verified by laboratory testing on plant produced material.

d) Mineral Aggregate:

Conform to Section 805 and the following criteria. These criteria apply to the combined aggregate blend.

DESIGN ESAL'S (MILLIONS)	COARSE AGGREGATE ANGULARITY ¹ (% MIN)		FINE AGGREGATE ANGULARITY ² (% MIN)		CLAY CONTENT ³ (% - MIN)	FLAT AND ELONGATED ⁴ (% - MAX)
	≤ 100 MM	> 100 MM	≤ 100 MM	> 100 MM		
< 0.3	55/-	-/-	-	-	40	-
0.3 to < 3	75/-	50/-	40	40	40	-
3 to <10	85/80 ⁵	60/-	45	40	45	-
10 < 30	95/90	80/75	45	40	45	-
30	100/100	100/100	45	45	50	10

¹Coarse Aggregate Angularity is tested according to ASTM D5821.

²Fine Aggregate Angularity is tested according to AASHTO TP-33.

³Clay Content is tested according to AASHTO T176.

⁴Flat and Elongated is tested according to ASTM 4791 with a 5:1 aspect ratio.

⁵ 85/80 denotes that 85% of the coarse aggregate has one fractured face and 80% has two or more fractured faces.

The following source properties apply to the individual aggregates in the aggregate blend for the proposed JMF.

TEST METHOD	SPECIFICATION LIMITS
Toughness, AASHTO T96 Percent Loss, Maximum	40
Soundness, AASHTO T104 Percent Loss, Maximum for five cycles	20
Deleterious Materials, AASHTO T112 Percent, Maximum	10
Moisture Sensitivity, AASHTO T283 Percent, Minimum	80

For any roadway with a minimum average daily traffic volume (ADT) of 8000 vehicles and a posted speed of 35 mph (60 kph) or greater, the polish value of the composite aggregate blend shall be greater than 8.0 when tested according to Maryland State Highway Administration MSMT 411 B ALaboratory Method of Predicting Frictional Resistance of Polished Aggregates and Pavement Surfaces.@ RAP shall be assigned a value of 5.0. The Contractor shall supply all polish values to the Engineer upon request.

e) **Mineral Filler:**

Conform to AASHTO M17.

f) **Warm Mix Additives:**

For any WMA technology requiring addition of any material by the producer during production, the following information will be submitted with the proposed JMF for review and approval at least 30 calendar days prior to production:

1. WMA technology and/or additive information.

2. WMA technology manufacturer's recommendation for usage.
3. WMA technology target dosage rate and tolerance envelope. Support tolerance envelope with test data demonstrating acceptable mix production properties conforming to all sections of this specification.
4. WMA technology manufacturer's material safety data sheets (MSDS).
5. Documentation of past WMA technology field application including points of contact.
6. Temperature ranges for mixing and compacting.
7. Laboratory test data, samples, and sources of all mix components, and asphalt binder viscosity-temperature relationships.

Follow the manufacturer's recommendation for incorporating additives and WMA technologies into the mix. Comply with the manufacturer's recommendation regarding receiving, storage, and delivery of additives.

If the producer performs blending of the WMA technology in their tank, a separate Quality Control plan shall be submitted by the producer to the Department for review and approval at least 30 calendar days prior to production.

g) Anti-stripping additives

Conform to standard specifications Section 829 and blend with the asphalt cement in accordance with this specification. Incorporate anti-stripping additives when the Tensile Strength Ratio (TSR) as determined in accordance with AASHTO T283 is less than 80 or when specified for use by the Engineer.

.03 Bituminous Concrete Production – Quality Control

(a) Process Control - Material Production Quality Control.

Submit through electronic mail a QC Plan from each proposed production plant to the Engineer; no hot-mix asphalt material will be accepted until the Engineer approves the QC Plan. This plan must be submitted to the Engineer on an annual basis for review and approval prior to material production. The Engineer will send a signed copy back to the Contractor stating that it is approved. The approved QC Plan shall govern contractor operations.

The QC Plan shall include actions that will assure all materials and products will conform to the specifications, whether manufactured or processed by the Contractor, or procured from suppliers, subcontractors, or vendors. The Contractor shall perform the inspection and tests required to substantiate product conformance to contract requirements. The Contractor shall document QC inspections and tests, and provide copies to the Engineer when requested. The Contractor shall maintain records of all inspections and tests for at least one year. The records shall include the date, time, and nature of deficiency or deficiencies found; the quantities of material involved until the deficiency was corrected; and the date, time, and nature of corrective actions taken.

In the QC Plan shall detail the type and frequency of inspection, sampling, and testing deemed necessary to measure and control the various properties of material and construction governed by the Specifications. The QC Plan shall include the following elements as a minimum:

- Production Plant - make, type, capacity, and location.
- Production Plant Calibration - components and schedule; address documentation.
- Personnel - include name and telephone number for the following individuals:
 - Person responsible for quality control.
 - Qualified technician(s) responsible for performing the inspection, sampling, and testing.
 - Person who has the authority to make corrective actions on behalf of the Contractor.
- Testing Laboratory - state the frequency of accuracy checks and calibrations of the equipment used for testing; address documentation.
- Load number of QC samples (1-10 if QA sample is not within trucks 1-10)
- Locations where samples will be obtained and the sampling techniques for each test
- Tests to be performed and their normal frequency; the following, at a minimum, shall be conducted:
 - Mixture Temperature: each of the first five trucks, and each load that is sampled for QC or acceptance testing.
 - Gradation analysis of aggregate (and RAP) stockpiles - one washed gradations per week for each aggregate stockpile; RAP: five gradations and asphalt cement contents for dedicated stockpiles where new material is not being added; one gradation and asphalt cement content test per week for stockpiles where material is continually being added to the stockpile.

- Gradation analysis of non-payment sieves
- Dust to effective asphalt calculation
- Moisture content analysis of aggregates - daily.
- Gradation analysis of the combined aggregate cold feed - one per year per mixture.
- Bulk specific gravity and absorption of blended material - one per year per mixture.
- Ignition Oven calibration - one per year per mixture.
- Hot-Bins: one per year per mixture.
- Others, as appropriate.
- Procedures for reporting the results of inspection and tests (include schedule).
- Procedures for dealing with non-compliant material or work.
- Presentation of control charts. The contractor shall plot the results of testing on individual control charts for each characteristic. The control charts shall be updated within one working day as test results for each subplot become available. The control charts shall be easily and readily accessible at the plant laboratory. The following parameters shall be plotted from the testing:
 - Asphalt cement content.
 - Volumetrics (air voids, voids in mineral aggregates [VMA])
 - Gradation values for the following sieves:
 - 4.75 mm (#4).
 - 2.36 mm (#8).
 - 0.075 mm (#200).
 - Operational guidelines (trigger points) to address times when the following actions would be considered:
 - Increased frequency of sampling and testing.
 - Plant control/settings/operations change.
 - JMF adjustment.
 - JMF change (See 401644 Section .04(a)(1)).
 - Change in the source of the component materials.
 - Calibration of material production equipment (asphalt pump, belt feeders, etc.).
 - Rejection of material.

When any point of non-compliance with the QC plan, or material not meeting the Specifications, comes to the attention of either the Contractor or the Engineer, the other party shall be notified immediately, and the Contractor shall take appropriate corrective actions. Failure to take corrective actions immediately shall be cause for rejection of material or work by the Engineer.

The following are considered significant violations to the Contractor's QC Plan:

- Using testing equipment that is knowingly out of calibration or is not working properly.
- Reporting false information such as test data, JMF information, or any info requested by DelDOT
- Failure to perform materials testing per their approved QC Plan
- Deviating from AASHTO or DelDOT testing procedures.
- Use of any material or the use of a JMF component in a proportion that exceeds the allowable tolerance as specified in section 04(a)(1) of this specification not listed in the JMF.
- Use of the wrong PG graded asphalt.
- Failure to take corrective action per action points in the Contractors approved QC plan.

The following steps will be taken for violations listed above:

1. First offence: Written notice of violation to the Contractor
2. Second offence: Written notice of violation and forfeiture of any bonus (material production or pavement construction) payment eligibility under 401699 section .03 for that production shift.
3. Third offence: Written notice of violation, forfeiture of bonus payment eligibility, and a 5% deduction of payment based upon contract unit price in addition to any calculated pay adjustment factors per 401699 Section 03.
4. Fourth offence: Written notice of violation, forfeiture of bonus payment eligibility, 50% deduction of payment based upon contract unit price in addition to any calculated payment adjustment factor per 401699 Section 03, and immediate suspension of the Contractor until corrective actions are taken. Corrective actions shall be submitted in writing to the Engineer for approval. The Engineer may request a meeting with the Contractor to discuss proposed changes prior to lifting suspension.

Violations of Contractor QC plans shall be kept on record for a period of 1 year from the date of violation at the Central Lab.

(b) Material Production Test Equipment.

Establish, maintain, and operate a qualified testing laboratory at the production plant site of sufficient size and layout that will accommodate the testing operations of both the Contractor and the Engineer.

Facilities for the use of the Engineer and inspectors shall be a minimum of 600 square feet of floor space conditioned to maintain constant temperature of 77F with two windows and a door equipped with functional locks and latches, located such that plant activities are plainly visible from one window of the building. Work space shall be furnished with illumination, tables, chairs, desks, telephone, and water including drinking water, sanitary facilities, fuel, and power necessary to conduct all necessary tests.

Maintain all the equipment used for handling, preparing, and testing materials in proper operating condition. For any laboratory equipment malfunction, the Contractor shall remedy the situation within one working day or the Engineer may suspend production. In the case of an equipment malfunction, the Engineer may elect to test the material at another qualified testing laboratory while waiting for repairs to equipment.

Maintain minimum calibration records for the referenced equipment:

- SUPERPAVE[®] Gyratory Compactor: once every year; verified once every month by the Engineer.
- Ovens: once every three months, verified once every month.
- Vacuum Container and Gauge (Rice Bowls): once every three months, verified once every month.
- Balances and Scales: once every year, verified once every month.
- Thermometers: once a year; verified once every month.
- Gyratory Compactor molds and base plates: once every year
- Mechanical Shakers: once every year
- Sieve Verifications: once every year

All calibrations shall be documented and on file for review by the Engineer at any time.

(c) Material Production Test Methods

- AASHTO T312 - Preparing and Determining the Density of Hot Mix Asphalt (HMA) Specimens by Means of the Superpave Gyratory Compactor
- AASHTO T166, Method C (Rapid Method) - Bulk Specific Gravity of Compacted Hot Mix Asphalt (HMA) Using Saturated Surface Dry Specimens
- AASHTO T308 - Determining the Asphalt Binder Content of Hot Mix Asphalt (HMA) by the Ignition Method
- AASHTO T30 - Mechanical Analysis of Extracted Aggregate
- AASHTO T209 - Theoretical Maximum Specific Gravity and Density of Hot Mix Asphalt (HMA)
- ASTM D7227 - Standard Practice for Rapid Drying of Compacted Asphalt Specimens using Vacuum Drying Apparatus

.04 Job Mix Formula (JMF)

Mix Design. Develop and submit a job mix formula for each mixture according to AASHTO R35. Each mix design shall be capable of being produced, placed, and compacted as specified. Assign a unique identification number to each JMF.

a) Development of JMF

Gradation: Use the FHWA Superpave 0.45 Power Chart to define permissible gradations for the specified mixture. Type C shall be either a No.4 (4.75 mm), 3/8" (9.5 mm), or 1/2" (12.5 mm) Nominal Maximum Aggregate Size bituminous concrete. Unless otherwise noted in the Plans, the Type C shall meet the 3/8" (9.5 mm) Nominal Maximum Aggregate Size. Type B bituminous concrete shall be the 3/4" (19.0 mm) Nominal Maximum Aggregate Size and the Bituminous Concrete Base Course (BCBC) shall be the 1" (25.0 mm) Nominal Maximum Aggregate Size. Target values for percent passing each standard sieve for the design aggregate structure shall comply with the Superpave control points and should avoid the restricted zone. Percentages shall be based on the washed gradation of the aggregate according to AASHTO T11.

In addition to the results of the material requirements specified above, the following material properties shall be provided by the contractor: bulk specific gravity G_{sb} , apparent specific gravity G_{sa} , and the absorption of the individual aggregate stockpiles to be used, tested according to AASHTO T84 and AASHTO T85 and reported to three decimal places along with the specific gravity of the mineral filler to be used, tested according to AASHTO T100 and reported to three decimal places.

Superpave Gyratory Compactive (SGC) Effort:

The Superpave Gyratory Compaction effort employed throughout mixture design, field quality control, or field quality assurance shall be as indicated below. All mixture specimens tested in the SGC shall be compacted to N_M . Height data provided by the SGC shall be employed to calculate volumetric properties at N_I , N_D , and N_M .

Superpave Gyratory Compactive (SGC) Effort:

DESIGN TRAFFIC LEVEL (MILLION ESAL'S)	$N_{INITIAL}$	N_{DESIGN}	$N_{MAXIMUM}$
0.3 to < 3	7	75	115
3 to < 30	8	100	160
≥ 30	9	125	205

Volumetric Design Parameters. The design aggregate structure at the target asphalt cement content shall satisfy the volumetric criteria below:

DESIGN ESAL'S (MILLION)	REQUIRED DENSITY (% OF THEORETICAL MAXIMUM SPECIFIC GRAVITY)			VOIDS-IN-MINERAL AGGREGATE (% - MINIMUM) NOMINAL MAX. AGGREGATE (MM)					VOIDS FILLED WITH ASPHALT (%)
	$N_{INITIAL}$	N_{DESIGN}	N_{MAX}	25.0	19.0	9.5	12.5	4.75	
0.3 to < 3	≤ 90.5	-	-	-	-	-	-	-	65.0 - 78.0
3 to < 10	-	-	-	-	-	-	-	-	-
10 < 30	-	-	-	-	-	-	-	-	-
≤ 30	≤ 89.0	96.0	≤ 98.0	12.5	13.5	15.5	14.5	16.5	65.0 - 75.0 ¹

Air voids (V_a) at N_{design} shall be 4.0% for all ESAL designs. Air voids (V_a) at N_{max} shall be a minimum of 2.0% for all ESAL designs.

The dust to binder ratio for the mix having aggregate gradations above the Primary Control Sieve (PCS) Control Points shall be 0.6-1.2. For aggregate gradations below the PCS Control Points, the dust to binder ratio shall be 0.8-1.6. For the No. 4 (4.75 mm) mix, the dust to binder ratio shall be 0.9-2.0 whether above or below the PCS Control Points.

For 3/8@ (9.5 mm) Nominal Maximum Aggregate Size mixtures, the specified VFA range shall be 73.0% to 76.0% and for 4.75 mm Nominal Maximum Size mixtures, the range shall be 75 % to 78% for design traffic levels ≥ 3 million ESALs.

Gradation Control Points:

The combined aggregates shall conform to the gradation requirement specified in the following table when tested according to T-11 and T-27.

TABLE 1

Nominal Maximum Aggregates Size Control Points, Percent Passing										
	25.0 MM		19.0 MM		12.5 MM		9.5 MM		4.75 MM	
SIEVE SIZE	MIN	MAX	MIN	MAX	MIN	MAX	MIN	MAX	MIN	MAX
37.5 MM	100	-	-	-	-	-	-	-	-	-
25.0 MM	90	100	100	-	-	-	-	-	-	-
19.0 MM	-	90	90	100	100	-	-	-	-	-
12.5 MM	-	-	-	90	90	100	100	-	100	-
9.5 MM	-	-	-	-	-	90	90	100	95	100
4.75 MM	-	-	-	-	-	-	-	90	90	100
2.36 MM	19	45	23	49	28	58	32	67	-	-
1.18 MM	-	-	-	-	-	-	-	-	30	60
0.075 MM	1	7	2	8	2	10	2	10	6	12

Note: The aggregate's gradation for each sieve must fall within the minimum and maximum limits.

Gradation Classification

The Primary Control Sieve (PCS) defines the break point of fine and coarse mixtures. The combined aggregates shall be classified as coarse graded when it passes below the Primary Control Sieve (PCS) control point as defined below. All other gradations shall be classified as fine graded.

PCS CONTROL POINT FOR MIXTURE NOMINAL MAXIMUM AGGREGATES SIZE (% PASSING)					
Nominal Maximum Aggregates Size	25.0 mm	19.0 mm	12.5 mm	9.5 mm	4.5 mm
Primary Control Sieve	4.75 mm	4.75 mm	2.36 mm	2.36 mm	1.18 mm
PCS Control Point	40	47	39	47	30-60

Plant Production Tolerances:

Volumetric Property	Superpave Criteria
Air Voids (V_a) at (%) N_m	2.0 (min)
Air Voids (V_a) at N_{design} (%)	6.0 (max)
Voids in Mineral Aggregate (VMA) at N_{design}	
25.0 mm Bituminous Concrete Base Course	-1.5
19.0 mm Type B Hot-Mix	+2.0
12.5 mm Type C Hot-Mix	
9.5 mm Type C Hot-Mix	
4.5 mm Type C Hot-Mix	

The proposed JMF shall include the following:

Submit for approval to the Engineer the following documentation on Pinepave mixture design software prior to starting production of a new mixture:

1. Job mix formula (JMF) design of the component materials and target characteristic values for each mixture proposed for use. The component materials design shall include designating the source and the expected proportion (within 1 percent for the aggregate components and within

0.1 percent for the other components) of each component to be used in order to produce workable bituminous concrete meeting the specified properties. Recycled Asphalt Pavement (RAP) is one individual aggregate component regardless of fractionation size. Recycled Asphalt Shingles (RAS) is a separate component from RAP.

2. The JMF target characteristic values include the mixing temperature range, core temperature range for gyration, the percentage of the asphalt cement component (both total and virgin), and the percentages of the aggregate amounts retained on the sieves to be addressed by the JMF as shown in Table 1.
3. Plot of the design aggregate structure on the FHWA Superpave 0.45 power chart showing the maximum density line and Superpave control points.
4. Plot of the three trial asphalt binder contents at $\pm 0.5\%$ gyratory compaction curves where the percent of maximum specific gravity (% of G_{mm}) is plotted against the log base ten of the number of gyrations ($\log(N)$) showing the applicable criteria for N_i , N_d , and N_m .
5. Plot of the percent asphalt binder by total weight of the mix (P_b) versus the following:

% of G_{mm} at N_d , VMA at N_d , VFA at N_d , Fines to effective asphalt binder (P_{be}) ratio, and unit weight (kg/m^3) at both N_d and N_m .
6. Summary of the consensus property standards test results for the design aggregate structure, summary of the source property standards test results for the individual aggregates in the design aggregate structure, target value of the asphalt binder content, and a table of G_{mm} of the asphalt mixture for the four trial asphalt binder contents determined according to AASHTO T209.
7. Test data with each JMF and tests performed by a Qualified Laboratory on representative materials, verifying the adequacy of the design. Refer to the specifications for each mix type in order to determine the design requirements. The JMF sieve percentage values shall conform to the ranges shown in Table 1.

For any mixture that has a 20% or greater failure rate on any combined volumetric criteria, the JMF will not be approved for use on Department contracts.
8. Provide raw material of each JMF so NCAT Ignition Oven calibration correction numbers can be established for the Engineers and Contractors ovens. The Engineer shall provide an ignition oven correction number for each JMF.

.05 Approval of JMF

The Engineer will have up to three weeks once the JMF is submitted to review the submitted information.

All submitted JMF's shall correspond to the Pinepave mixture design software. The Engineer, for evaluation of the submitted JMF, will use the first three test samples. These test results acquired during production shall be within the following range compared to the submitted JMF on the Pinepave mixture design software: G_{mm} : ± 0.030 and G_{mb} : ± 0.040

a) Design Evaluation:

The Engineer may elect to evaluate the proposed JMF and suitability of all materials through laboratory trial batches. All materials requested by the Engineer shall be provided at the contractor's expense to the Central Laboratory in Dover in a timely manner upon request. To verify the complete mixture design and evaluate the suitability of all materials, the following approximate quantities are required:

- 5.25 gal (20 liters) of the asphalt binder;
- 0.13 gal (0.5 liters) sample of liquid heat-stable anti-strip additive;
- 254 lb. (115 kg) of each coarse aggregate;
- 154 lb. (70 kg) of each intermediate and fine aggregate;
- 22 lb. (10 kg) of mineral filler; and
- 254 lb. (115 kg) of RAP, when applicable.

For more expeditious approval, the Contractor may undertake the following steps:

1. Submit the proper documentation on Pinepave mixture design software.
2. Produce the new mixture for a non-Department project. The Engineer will test the material, by taking three series per section 401800 03(c). The mixture will be approved by the Engineer for Department projects if the test results are within the specifications.

A new JMF is required when any of the following conditions occur:

- A change in the source of any of the aggregate component materials
- A change in the proportion of any aggregate component by more than 5.0%
- A change in the aggregate components resulting in a change in percent passing any sieve as identified in Table 1 by more than 5% of the JMF target.
- A change in the target AC content by more than 0.20% from the JMF target to maintain other Volumetric properties of the approved JMF.
- For any mixture that has a 20% or greater failure rate on any combined volumetric criteria.

Although a new JMF is not required, the Contractor shall inform the Engineer of any proposed changes to an existing JMF. The Contractor shall notify the Engineer by electronic mail of the proposed changes. This notification shall include the total change made from the approved JMF proportions, and the effective time of the change. The Engineer will reply to the proposed changes within one operational day and notify the Contractor of the effective date of the changes.

.06 Construction.

(a) Pavement Construction Test Equipment.

The Contractor shall furnish and use in-place density gauges, and/or coring equipment to meet the requirements of these Specifications.

Weather Limitations.

Place mix only on dry, unfrozen surfaces and only when weather conditions allow for proper production, placement, handling, and compacting.

The following table of ambient temperatures for various binder grades and lift thicknesses for placement with the following parameters:

Lift Thickness (in)	PG Binder		
	76-22	70-22	64-22
1.50	50 F	45 F	40 F
2.00	40 F	38 F	35 F
3.00	32 F	32 F	32 F

- Minimum surface temperature of 32 F and
- Minimum production temperature of 275 F and
- Maximum wind speed of 8 miles per hour

Construction outside of these conditions with WMA technology will be at the discretion of the Engineer.

Compaction:

(b) Pavement Construction - Process Control.

Perform Quality Control of pavement compaction by testing in-place pavement density by the following methods.

- ASTM D2950 Standard Test Method for Density of Bituminous Concrete in Place by Nuclear Methods; the use of other density gauges shall be as per the manufacturer's recommendations.

- AASHTO T166, Method C (Rapid Method) Bulk Specific Gravity of Compacted Hot Mix Asphalt (HMA) Using Saturated Surface Dry Specimens
- ASTM D7227 - Standard Practice for Rapid Drying of Compacted Asphalt Specimens using Vacuum Drying Apparatus

Cores may be cut on the first day of paving or once after the change of a JMF for gauge calibration. The number of cores obtained for calibration purposes shall not exceed the number of QA samples obtained by the Department for payment. The Contractor may use any method to select locations for the Quality Control calibration cores.

Repair all core holes in accordance with 401699 Appendix A.

Method of Measurement:

Method of Measurement will be in accordance with Subsections 401.14 and 401.15 of the Standard Specifications.

Basis of Payment:

All work completed under this item shall be considered for full payment and subsequently modified in accordance with the procedures enumerated under 401699.

Material production quality shall be evaluated per item 401699 - Quality Control/Quality Assurance of Bituminous Concrete .03 (a) Material Production - Tests and Evaluations.

Compaction quality shall be evaluated per Item 401699 - Quality Assurance of Bituminous Concrete .03 (b) Pavement Construction - Tests and Evaluations.

10/29/2014

601520 - TEMPORARY TIMBER MAT

Description:

The item shall consist of furnishing all materials and constructing a temporary timber mat for access across the wetland area as shown on the Plans and as directed by the Engineer. All equipment shall utilize this temporary timber mat when trying to access the stockpile/staging area and the underside of the bridge.

Materials:

In accordance with Section 601 of the Standard Specifications and the following:

Timber shall have a strength and grade adequate to support the Contractor's anticipated vehicular or equipment loads. Any preservative treatment applied to the matting shall be environmentally safe for wet conditions and be preapproved by the Department.

Hardware shall be in accordance with Section 601.07 of the Standard Specifications.

Construction Methods:

The Contractor shall submit to the Department for approval shop drawings and design calculations indicating the layout, size of members, arrangement of members and the construction methods at least two weeks prior to initiating construction. This information shall be signed and sealed by a Professional Engineer registered in the State of Delaware. A timber mat system is shown on the plans and shall be used for conceptual purposes only. The actual timber mat system utilized for the construction shall be designed for the anticipated construction loads and shall be compatible with the environment. Placement of stone within the wetland area is not permitted.

The temporary timber matting should be periodically inspected by the Contractor and any damaged or deteriorated components should be replaced. The Contractor assumes full responsibility for the load carrying capability of the system and for its anchorage, as required, to resist high water flows. No additional compensation will be granted for repairing any portion of the system damaged during naturally occurring weather events or contractor usage. The Contractor is responsible for retrieving lost mats and repairing any damage caused by naturally occurring weather events.

Basis of Payment:

The payment for the item shall be made for at the contract unit price bid per Lump Sum for "601520 - Temporary Timber Mat", which price and payment shall constitute full compensation for furnishing and placing all materials, for design, submission of signed and sealed drawings and computations, installation and removal of timber mat materials, and for all labor, equipment, tools and incidentals required to complete the work.

7/16/08

602616 - WATERPROOFING P.C.C. MASONRY SURFACES**Description:**

This work shall consist of furnishing and installing a asphaltic waterproofing membrane on Portland cement concrete masonry vertical surfaces or horizontal surfaces that are not under traffic in accordance with these Special Provisions, notes and details on the Plans, and as directed by the Engineer.

Materials:

The waterproofing asphaltic membrane shall consist of a woven or non-woven; needle punched composite membrane of a minimum 60 mils thickness. Woven fiberglass reinforcement or non-woven, needle punched polypropylene shall be sandwiched between rubberized asphalt compound or adhesive membrane. The materials shall have sufficient adhesive property or applied with primer tack coat. The primer/ tack adhesive materials shall be compatible with asphaltic membrane and used as per recommendation of manufacturers.

The materials shall have following physical properties:

<u>Property</u>	<u>Test Method</u>	<u>Standard</u>
Strip Tensile	ASTM D 882	50 lbs/in min
Puncture Resistance	ASTM E 154	40 lbs min
Permeance	ASTM E 96 Method B	0.05 perms (max)
Pliability	ASTM D 146	No crack or split

Construction Methods:

The concrete surface preparation and installation of the membrane shall be done as described herein, notes on the Plans and/or as recommended by the manufacturer of the membrane. In case of any conflict between these Special Provisions and the manufacturer's recommendations, the latter will prevail.

All holes or voids in the concrete shall be patched with an approved non-shrinkable grout, and all sharp protrusions shall be removed. The surface shall be thoroughly cleaned of dirt, loose concrete and other contaminants. The cleanliness may require pressure wash or lightly shot blast. Prior to installing the membrane, primer shall be applied to the cleaned concrete surface. Puddles shall be brushed out and the primer allowed to dry to touch which normally takes a half hour.

The membrane shall be installed on the concrete at an ambient temperature of 50 °F or higher or as per manufacturer recommendation. The membrane shall be applied by hand rolling the laminates onto the primed surface or by using approved mechanical aids. Primer can be applied by brush, squeegee or roller as thin as possible, avoid excess build up of adhesive and allow to dry completely prior to the application of membrane or by using approved mechanical aids. In either case, the release paper shall be removed as the installation of the membrane proceeds. The membrane shall cover the concrete surface with the sticky side down.

The membrane shall be rolled into close contact with the concrete surface with a carpet padded wooden float. The sealing of overlaps at the end of each roll shall be achieved by heating with a propane torch. All entrapped air bubbles shall be eliminated by puncturing the membrane and patching. The membrane sheet should be overlapped at least 3" or as specified by manufacturer.

Method of Measurement:

The quantity of waterproofing membrane will be measured as the actual number of square feet completed and accepted.

Basis of Payment:

The quantity of waterproofing membrane will be paid for at the Contract unit price per square foot. Price and payment will constitute full compensation for surface preparation, furnishing and placing all materials including primer and membrane, equipment, tools, for all labor, and incidentals necessary to complete the work.

2/1/07

606510 - HANDRAIL, TYPE 1

Description:

This work consists of the furnishing, fabricating, and installing new pressure treated wood (PTW) hand railings in accordance with the details as shown on the Plans and as directed by the Engineer.

Materials:

Wood:

All rails shall be PTW Southern Pine, #2 or better and have a minimum 0.25 CCA rating.

All posts shall be PTW Southern Pine, #2 or better and have a minimum 0.40 CCA rating.

Fasteners:

All fasteners and brackets shall be Type 304 Stainless Steel.

Concrete:

Concrete shall be Class B conforming to the requirements of Section 812 of the Standard Specifications.

Construction Methods:

All posts shall be set normal to grade and all rails shall be set parallel to grade and/or in accordance with the details as shown on the Plans.

Method of Measurement:

The quantity of hand railing will be measured in linear feet of the railing installed and accepted. Measurement will be made from centerline to centerline of end posts. Any overhangs beyond the end posts shall not be measured for payment but shall be incidental to the length measured as described.

Basis of Payment:

The quantity of hand railing will be paid for at the Contract unit price per linear feet. Price and payment will constitute full compensation for furnishing, fabricating, and installing railings, fasteners, concrete, excavation, all incidentals, labor, materials, tools, and equipment and hauling required to complete the work as described herein and on the Plans.

8/27/15

618516 - ULTRA HIGH PERFORMANCE CONCRETE**Description:**

This specification consists of mixing, transporting, placing, finishing, curing and grinding of Ultra High Performance Concrete (UHPC) for use in connections between precast structural elements in accordance with the details and notes in the Contract Documents and as directed by the Engineer. UHPC is a cementitious composite material composed of an optimized gradation of granular constituents, a water-to-cementitious materials ratio less than 0.25 and a high percentage of discontinuous internal fiber reinforcement.

Materials:

Commonly used materials are as follows. All materials must come from the same batch or lot.

- (a) *Fine Aggregate* - Crushed Quartz with 100 % passing the No. 30 sieve and a maximum of 3% passing the No. 200 sieve.
- (b) *Cementitious Material* - Section 801 - Portland Cement and Blended Hydraulic Cements.
- (c) *Steel Fibers* - ASTM A 820, Type 1, cold drawn high-carbon steel with a minimum tensile strength of 300 ksi. Minimum steel fiber content shall be 2% of the mix's dry volume.
- (d) *Water* - Section 803 - Water for Mixing Portland Cement.
- (e) *Admixtures* - Only as directed by the manufactures representative.

The UHPC mixture shall meet the conditions listed in Table 1: UHPC Material Properties after 28 days, unless otherwise noted in the Contract Documents or as directed by the Engineer. Material properties listed below shall be verified by the manufacturer and submitted for approval in the Placement Plan.

Table 1: UHPC Material Properties		
Description	Test Method	Acceptance Criteria
Compressive Strength	AASHTO T 22 (3"x6" cylinders) (150 psi/sec loading rate)	22 ksi
Long-Term Shrinkage	AASHTO T 160 (64 weeks)	800 micro-strain
Rapid Chloride Ion Penetrability or Surface Resistivity Testing	AASHTO T 277 / ASTM C 1202 or AASHTO TP 95	250 coulombs
Chloride Ion Penetrability	AASHTO T 259 (1/2" depth)	< 0.1183 lbs/yd ³
Scaling Resistance	ASTM C 672	Y < 3
Freeze-Thaw Resistance	AASHTO T 161 / ASTM C 666A (300 cycles)	Relative Dynamic Modulus of Elasticity > 95%
Alkali-Silica Reaction	ASTM C 1567 (Modified)	0.08% at 28 days
Slump Flow and Visual Stability	ASTM C 1611	17 inches (Minimum) 22 inches (Maximum) No bleed water Consistent fiber distribution

At least 60 days prior to the placement of UHPC, submit a prepackaged batch of dry ingredients and admixtures sufficient for the Department to make a one cubic foot trial batch of UHPC. Any testing for alkali-silica reaction or permeability will be performed on specimens without steel reinforcement. Batch proportions shall otherwise remain the same per the prepackaged blend and water to cementitious materials ratio (w/cm).

Construction Methods:

(A) Storage: Assure proper storage of all materials including but not limited to cement, aggregate, steel reinforcement and additives, as required by the supplier's recommendation in order to protect the integrity of the materials against the loss of physical and mechanical properties.

(B) Placement Plan: Submit a Placement Plan to the Engineer for review at least 10 days prior to the scheduled UHPC placement pour. The Placement Plan shall address at a minimum:

The following list is intended as a guide and may not address all of the means and methods the contractor may elect to use. The Contractor is expected to assemble a comprehensive list of all necessary items for executing the placement of UHPC.

- Responsible personnel and hierarchy.
- Equipment – including but not limited to pumps, hoses, mixers, holding tanks, wheelbarrows, scales, meters, thermometers, floats, screeds, burlap, plastic, heaters, blankets, etc.
- Quality Control of batch proportions - including dry ingredients, steel fibers, water and admixtures.
- Quality Control of mixing time and batch times.
- Batch procedure sequence.
- Form work – including materials and removal.
- Placement procedure – including but not limited to surface preparation (comprising of exposed aggregate surface finish along precast elements and pre-wetting the precast concrete interface to a saturated-surface-dry (SSD) condition immediately before the placement of UHPC), pumping, spreading, finishing, and curing protection. Include provisions for acceptable ambient conditions and batch temperatures and corrective measures as appropriate. Include means and methods to ensure all air is displaced by the UHPC and the void is completely filled.
- Threshold limits for ambient temperature, ambient relative humidity, batch consistency, batch temperature, batch times and related corrective actions.
- Construction joints, if needed, within the UHPC should be detailed and approved by the Engineer.

Arrange for a meeting between the UHPC representative, the Contractor's staff, and representatives from DelDOT Bridge Design, Construction and Materials and Research to review the Contractor's Placement Plan.

(C) Mockups: Should the UHPC representative require a mockup to ensure proper working knowledge of the UHPC process, all labor, materials and equipment necessary to complete the mockup will be at no additional cost to the Department.

(D) Forming, Mixing, Transporting, Placing and Curing: Design and fabricate formwork to adhere to Section 602.08 of the Delaware Standard Construction Specifications and the recommendations of the UHPC manufacturer. Construct forms from nonabsorbent material that are properly sealed and capable of resisting the hydrostatic pressures from UHPC in the unhardened state. Prior to the placement of UHPC, perform a watertight integrity test as directed by the Engineer to ensure that joints and formwork are leak proof. Do not remove formwork until a compressive strength of 10 ksi is achieved. Internal vibration of the UHPC is not acceptable. However, rodding may be satisfactory to achieve a suitable blended connection where two successive pours meet. A representative of the UHPC manufacturer knowledgeable in supplying, mixing, transporting, placing, finishing and curing of the UHPC material must be present during mixing, transporting and placing of the UHPC. Do not start mixing or placing UHPC until the manufacturer's representative is on-site. Place UHPC in accordance with the approved Placement Plan using one continuous pour unless otherwise detailed in the Contract Documents or as approved per the Placement Plan. UHPC should not freeze before attaining a compressive strength of 10 ksi.

(E) Acceptance Testing: The DelDOT Materials and Research division will be on site during the placement of UHPC. To schedule a representative, contact DelDOT Materials and Research a minimum of 24 hours prior to the anticipated UHPC placement. A representative from the Materials and Research section will perform a slump flow test according to ASTM C 1611 on each batch of UHPC. DelDOT Materials and Research will cast 3"x6" cylinders according to AASHTO T 23 at a minimum of once per day. Cylinders shall be cast in a single lift. Compressive strength testing will be performed at 1 day, 4 day, and 28 day cure times. Final acceptance will be based upon 28 day strength. Field coring of UHPC for dispute resolution will not be allowed.

Additional specimens will be cast for permeability testing. A minimum of two lots will be selected at random from the permeability specimens and tested in accordance with AASHTO T 277 / ASTM C 1202 and AASHTO TP 95. In the event of a discrepancy between the two methods, results from ASTM C 1202 shall supersede. If one specimen from either lot exceeds the maximum permeability, two additional specimens will be selected and tested in accordance with AASHTO T 277 / ASTM C 1202, the average of which will replace the failed specimen result.

The Contractor is responsible for providing an adequate location to place acceptance specimens for initial curing prior to transport to the lab. Curing boxes will be equipped with supplemental heat or cooling as necessary to cure specimens in accordance with ASTM C 31. Testing performed by the DelDOT Materials and research division has been summarized in Table 2: DelDOT M&R UHPC Acceptance Testing. Performance frequencies of each test listed in Table 2, are a minimum value. Tests may be performed at more frequent intervals than described in Table 2, at the discretion of the Engineer or DelDOT Materials and Research division.

Table 2: DelDOT M&R UHPC Acceptance Testing			
Description	Test Method	Acceptance Criteria	Frequency
Compressive Strength	AASHTO T 22	22 ksi (3"x6" cylinders) (150 psi/sec loading rate)	1 per day
Rapid Chloride Ion Penetrability or Surface Resistivity Testing	AASHTO T 277 / ASTM C 1202 or AASHTO TP 95	250 coulombs	1 per job (Performed prior to field placement)
Slump Flow and Visual Stability	ASTM C 1611	17 inches (Min.) 22 inches (Max.) No bleed water Consistent fiber distribution	1 per day

F) Surface Profile: The finished surface of the UHPC field joints shall be flush with adjacent precast elements to within a tolerance of plus $\frac{1}{4}$ inch and minus 0 inches. After curing, grind the UHPC surface smooth with adjacent concrete elements in order to match the profile of the structural elements that are being connected within the acceptable surface tolerance. Contingent upon the location or nature of the UHPC pour, grinding may occur at the joint, as a blanket grind of all precast elements and the UHPC joint or may not be necessary at all. The extent of the required grinding shall be described in the Contract Documents or as directed by the Engineer. Grinding of the UHPC surface can be performed when a minimum strength of 10 ksi is achieved. During grinding operations, if steel fiber pullout is observed, grinding shall be suspended and not resumed until approved by the Engineer.

After grinding, perform a watertight integrity test on at least 10% of the joint length to ensure competence of the UHPC and the bond integrity between the UHPC and adjacent precast elements. Failure of the test will be determined by visual inspection beneath the joint for moisture 24 hours after the test began. If failure occurs, and the bond and/or the UHPC are determined to be insufficient, a remedial application of a sealer, recommended by the Engineer, will be required for the entire UHPC area. The watertight integrity test should be performed when the UHPC has reached full strength. Traffic or other loading shall not be permitted until the UHPC achieves a minimum compressive strength of 15 ksi or unless otherwise approved by the Engineer.

Method of Measurement:

The quantity of Ultra High Performance Concrete will be measured as the number of cubic feet of UHPC placed and accepted. The volume will be computed using the dimensions shown on the plans. The quantity of grinding will not be measured.

Basis of Payment:

The quantity of UHPC will be paid at the Contract unit price per cubic foot. Price and payment will constitute full compensation for mixing, transporting, placing, finishing, curing, testing and grinding and for furnishing all equipment, tools, labor, and incidentals required to complete the work.

Additional quantity of material used in the determination of material properties and for acceptance testing as described herein will be furnished at no additional cost to the Department. No additional payment will be made for joint surface preparation or for grinding procedures.

If the UHPC does not meet the minimal material properties as described herein, the UHPC shall be removed and replaced or remediated to the satisfaction of the Engineer at the Contractors expense. If watertight integrity tests are required by the Engineer, such tests will be performed no additional cost to the Department. No additional payment will be made for remedial solutions to insufficient bonding of joints.

2/5/15

619519 - DYNAMIC PILE TESTING BY CONTRACTOR

Description:

This item shall consist of furnishing all materials, equipment, access, and qualified personnel necessary to perform all high-strain dynamic testing and monitoring of driven piles at the locations designated on the Plans or as directed by the Engineer. The work shall also include analysis and report preparation in accordance with this Special Provision.

Note: This Special Provision replaces Special Provision 619500 - Dynamic Pile Testing By DelDOT.

Materials and Construction Methods:

All equipment, testing and reporting procedures shall be provided and performed in strict accordance with ASTM D4945 - *Standard Test Method for High-Strain Dynamic Testing of Piles*.

The Contractor shall engage the services of a specialty subcontractor experienced in high-strain dynamic monitoring of driven piles to perform dynamic testing and to evaluate and report results to the Department. The specialty subcontractor shall have at least five (5) years of documented experience in the performance and interpretation of dynamic pile testing. The subcontractor's field engineer or technician, who will be operating the instrumentation and collecting the data, shall have documented experience on at least ten (10) prior projects with similar pile requirements. The field engineer or technician responsible for operating the instrumentation shall be fully capable of understanding and interpreting the data being collected during driving. The specialty subcontractor for dynamic testing shall be selected by the Contractor and submitted for approval by the Engineer a minimum of 10 working days prior to the work beginning. Approval will be based on qualifications and applicable previous experience on other projects.

The Contractor shall provide DelDOT reasonable inspection access along the full length and circumference of all piles prepared for instrumentation attachment prior to the piles being lifted and located in the leads.

Dynamic monitoring instrumentation, including all gages and cables, shall not be installed on the pile until the pile has been lifted and aligned in the leads and the hammer and helmet have been properly set.

Anticipated pile splices shall be made prior to the start of driving so that no splices will be required during the dynamic testing.

The specialty subcontractor shall perform dynamic testing during the entire initial drive and restrike of all piles so designated on the Plans or as otherwise directed by the Engineer. The dynamic testing firm shall continuously monitor the tensile and compressive stresses during driving to ensure that the permissible stress limits provided by the Engineer are not exceeded during driving. Should the driving operation result in stresses that approach or exceed the permissible limits, the dynamic testing firm's equipment operator shall immediately have the hammer stroke reduced or the driving operation stopped in order to prevent pile damage. If non-axial driving is indicated by dynamic test measurements, pile driving shall be stopped immediately and the Contractor shall realign the driving system or take other corrective action, as necessary, before resuming driving.

If the top of pile is damaged or becomes deformed at any time during the dynamic testing of the piles, pile driving shall be stopped and the damaged area cut off in accordance with Section 619 of the Standard Specifications. The remaining pile section shall be properly prepared for gauge installation and inspected by the Department prior to the continuation of driving.

All dynamically tested piles shall be driven to an adequate depth to achieve the minimum tip elevation and the minimum initial driving resistance specified by the Engineer. Should the field data indicate the hammer system is not transferring to the pile the full energy anticipated at the end of initial drive, the Contractor shall increase the hammer stroke and/or driving resistance until the minimum initial drive capacity is displayed on the dynamic testing apparatus. However, in no case, shall the permissible stress limits be exceeded.

The Contractor shall maintain a minimum distance of 1 foot (300 mm) between the pile monitoring gages and the ground surface, water surface, or pile template. If additional ground penetration is required,

the driving shall be halted, the gages removed and the pile spliced before proceeding with additional driving and monitoring. Prior to splicing, the pile splice segment shall be properly prepared for gage installation in accordance with ASTM D4945 and made accessible to DelDOT for inspection. After the pile has been properly spliced and the hammer and leads have been reset, the gages shall be reattached to the new pile segment and the drive continued.

Restriking of all test piles, and certain production piles selected by the Engineer, shall be dynamically tested by the Contractor. The Contractor shall wait up to five (5) calendar days after the completion of initial driving before dynamically testing the restrike of any given pile, unless otherwise specified on the Plans or as directed by the Engineer.

Prior to restrike, the Contractor shall mark the pile in 1 (25 mm) increments for more accurate measurement of pile movement during restrike. The Department may elect to monitor the pile movement more precisely by utilizing a survey level. In such cases, the Contractor shall not proceed with the restrike prior to the Department obtaining its requested survey data. The maximum total number of hammer blows required during restrike will be 30 or the maximum total penetration will be 6 (150 mm), whichever occurs first.

All restrikes shall be performed using the same pile hammer, helmet, and compressed cushion material used to install the piles during initial driving. The pile hammer shall be fully warmed up and operated at full stroke, or as otherwise specified by the Engineer, during the pile restrike. The warm-up procedure shall consist of a minimum of 20 blows of the hammer at full stroke at locations other than the piles to be restruck.

If for any reason, the pile hammer malfunctions, the helmet fails, the cushioning materials fail, or any other component of the pile driving system does not function properly during the pile restrike, the Contractor shall wait up to five (5) calendar days and perform additional restrikes at no additional cost to the Department until the pile driving system operates properly through a complete continuous restrike procedure.

Reporting

The Dynamic Testing Consultant shall prepare a written report presenting the results of the test pile program in accordance with the requirements of ASTM D4945 including specific discussion of the pile capacity obtained from the dynamic testing, the performance of the hammer and driving system, driving stress levels, and pile integrity. The following data shall also be provided in the report for the full length of driving at intervals of not more than 10 hammer blows: bearing capacity from the Case Goble method, bearing capacity from at least one additional recognized method, input and reflection values of force and velocity, maximum transferred energy, maximum compressive stress, maximum tensile stress, blows per minute, values of upward and downward traveling force wave, ram stroke, pile penetration depth and corresponding blow sequence.

CAPWAP analyses shall be performed for all initial drives and restrikes of dynamically tested piles. A minimum of one (1) CAPWAP analysis shall be performed for a representative blow near the end of each initial drive and a minimum of two (2) representative blows shall be analyzed towards the beginning of the restrike. The Engineer may request, at no additional cost, an average of one additional CAPWAP analysis per initial drive or restrike at selected pile penetration depths.

Within three (3) working days of the completion of each dynamic test, the Contractor's specialty subcontractor shall submit to the Department a report meeting the requirements of this Special Provision that is signed and sealed by a Professional Engineer licensed in the State of Delaware. In addition to the raw data and ASTM D4945 requirements, the report shall include detailed results of the CAPWAP analyses including, but not limited to, all extrema tables; pile profile and pile model tables; simulated load test curves for the tip and top of the pile; the soil parameters used in the analysis by matching the measured and computed values of forces, velocities, and displacements; and static resistance distribution along the length of the pile, in a format approved by the Engineer.

All raw data and computer analyses shall be made available in electronic format to the Department for additional analysis.

The Engineer shall furnish to the Contractor production pile driving criteria and recommended pile order lengths within three (3) working days of receiving complete and acceptable high-strain dynamic testing reports for all associated test piles within the subject pile group.

Method of Measurement:

The quantity of Dynamic Pile Testing By Contractor will be measured and paid on an Each basis upon receipt and acceptance of the associated dynamic testing report(s). Each initial drive and each restrike dynamically monitored by the Contractor shall be measured as separate units. In other words, one pile dynamically monitored during initial drive and restrike shall be measured as a quantity of two (2) Each.

Basis of Payment:

Payment for Dynamic Pile Testing By Contractor authorized and found acceptable by the Engineer will be made at the Contract unit price per Each for Item 619519. Price and Payment will constitute full compensation for furnishing tools, labor, specialty subcontractor, materials, equipment, analyses, reports, and incidental work required to perform high-strain dynamic pile testing during initial driving and restrikes including providing inspection access to the Department.

10/22/07

712531 - CHANNEL BED FILL

Description:

Furnish and place Channel Bed Fill to the limits specified in the construction plan set.

Materials:

Provide aggregate material meeting the following requirements:

Provide natural, rounded, unwashed and uncrushed aggregate material meeting the gradation of Table 1 when tested in accordance with AASHTO T-11 and T-27.

- a. Aggregate material meeting this requirement may be located within the excavation area of the project. The Contractor may salvage this material at his/her discretion by separating and stockpiling the material meeting the requirements of Table 1 and Notes 1&2.
- b. Angular quarried aggregate is unacceptable.
- c. The cost of salvaging and stockpiling existing material and removing excess stockpiled material is incidental to 712531 – Channel Bed Fill.

Table 1

Percent Passing	Light ³	Medium ⁴	Heavy
5-inch	100	90-100 ¹	Gradation to be noted on plan sheets
1-inch	100 ¹	0-20 ²	
3/4-inch	30-70		
3/8-inch	0-10 ²		

Notes:

¹ Salvaged materials may contain material exceeding this size and be acceptable.

² Salvaged materials may contain up to 20% passing the 3/8-inch sieve but not to exceed 10% passing the #200 sieve when tested in accordance with T-11.

³ Unless noted otherwise on plan sheets, Light gradation shall be used in locations in Sussex County

⁴ Unless noted otherwise on plan sheets, Medium gradation shall be used in locations in Kent and New Castle Counties.

Method of Measurement:

Quantity of Channel Bed Fill will be measured by cubic yards of material acceptably placed.

Basis of Payment:

The quantity of Channel Bed Fill will be paid for at the Contract unit price per cubic yard. Price and Payment will constitute full compensation for all labor, equipment, and other incidentals required to salvage, stockpile, maintain, furnish, haul, place, and remove and dispose of all material necessary to complete the work.

Excavation of existing streambed material will be paid under its respective item.

4/10/12

720556 - BOLLARD

Description:

This work consists of furnishing and installing a removable timber bollard in accordance with the notes and details in the Plans and as directed by the Engineer.

Materials and Construction Methods:

The bollard shall be 4" Galvanized Steel Pipe, Schedule 40

Bollard Sleeve shall be 4" Polyethylene Thermoplastic cover

Concrete shall be Class B conforming to the requirements of Section 612.

The bollard shall be installed in the hole in vertical position on a 6" bed of #57 stone and encased with concrete as shown on the plans and/or as directed. All hardware shall be galvanized steel.

Method of Measurement:

The quantity of bollards will be measured as the actual number of bollards installed and accepted.

Basis of Payment:

The quantity of bollards will be paid for at the Contract unit price per each. Price and payment will constitute full compensation for furnishing and placing all materials, including stone, pipe, cover, concrete, excavation, backfilling, and disposing of the surplus material, for all labor, tools, equipment and necessary incidentals to complete the work.

8/27/15

720585 - GUARDRAIL END TREATMENT ATTENUATOR, TYPE 1 - 31
720586 - GUARDRAIL END TREATMENT ATTENUATOR, TYPE 2 - 31
720588 - GUARDRAIL END TREATMENT ATTENUATOR, TYPE 3 - 31

Description:

This work consists of furnishing and installing an impact attenuating guardrail end treatment in accordance with the locations, notes and details on the Plans, the Standard Construction Details, these Special Provisions, and as directed by the Engineer.

Materials:

The end treatment system shall meet the requirements of NCHRP Report No. 350 Test Level 3. The Guardrail End Treatment, Type 1 shall be designed for installation parallel to the roadway. The Guardrail End Treatment, Type 2 shall be designed for installation with the end flared back from the roadway. The Guardrail End Treatment, Type 3 shall be designed for installation where 2 runs of guardrail come together.

The entire end treatment shall be designed for quick and easy replacement after an impact.

Guardrail End Treatment Attenuator Type 1 shall have a minimum of 2 square feet (0.2 square meters) of yellow retroreflective material on the nose. Guardrail End Treatment Attenuator, Type 2 and Type 3 shall have a minimum of 3 square feet (0.3 square meters) of yellow retroreflective material on the nose.

The Contractor shall submit shop drawings, the manufacturer's certification, and the manufacturer's installation instructions to the Engineer. Installation cannot begin until these submissions have been approved by the Engineer.

Construction Methods:

The end treatment system shall be fabricated and installed in accordance with the manufacturer's recommendations and details shown on the Plans.

The end treatment system shall be installed so that there is no rigid object projecting more 4 (100 mm) above ground level in that portion of the attenuator impacted and broken away by an errant vehicle. It is the intent that the errant vehicle not be snagged by an embedded component of the end treatment attenuator.

The grading between the edge of pavement and the end treatment shall be 10:1 or flatter for the length of the end treatment.

Reflectorized washers are not to be used on attenuators unless specified and/or approved by the manufacturer.

The Guardrail End Treatment Attenuator, Type 1 shall be installed with steel tubes and soil plates for the first 4 (min.) wood post. As an alternate, the first 4 (min.) post may be hinged, breakaway steel post if the manufacturer's specifications permit.

Unless otherwise noted on the Plans, the Guardrail End Treatment Attenuator, Type 1 shall be installed with a 25:1 taper beginning 50' (15 m) from the end of the end treatment.

Method of Measurement:

The quantity of guardrail end treatment attenuators will be measured as the number of each type fabricated, installed and accepted.

Note: All guardrail end treatment attenuators will be considered as 50 feet (15 meters) long. The 50' (15 m) length will begin at the center of the nose post and extend back along the attenuator and guardrail to which it is attached. Any guardrail within the 50' (15 m) length will be considered as part of the guardrail end treatment attenuator and not be measured separately. Measurement for the guardrail will begin 50' (15 m) from the center of the nose post of the attenuator.

Basis of Payment:

The quantity of guardrail end treatment attenuators will be paid for at the Contract unit price per each type of guardrail end treatment attenuator. Price and payment will constitute full compensation for furnishing all materials, fabrication and installation and for all materials, labor, equipment, tools and incidentals required to complete the work.

Note: When this item is completely installed, the Contractor may notify the Engineer and request acceptance. The Engineer will make an inspection of the installation and the Contractor shall correct any deficiencies. Once the corrective work is completed to the satisfaction of the Engineer, the installation will be accepted and the Contractor will be relieved from the responsibility for this item. If this item is damaged before the final acceptance of the project, and the damage is not the result of the Contractor's negligence, the Engineer will notify the Contractor to make repairs, and the Contractor will make repairs at the unit price bid (in the case of complete replacement) or at a negotiated price (in the case of partial replacement or repair). Damage caused by the Contractor shall be repaired at no cost to the Department.

8/12/2013

748506 - PERMANENT PAVEMENT STRIPING, EPOXY RESIN PAINT, WHITE/YELLOW, 4"
 748507 - PERMANENT PAVEMENT STRIPING, EPOXY RESIN PAINT, WHITE/YELLOW, 6"
 748508 - PERMANENT PAVEMENT STRIPING, EPOXY RESIN PAINT, WHITE/YELLOW, 8"
 748509 - PERMANENT PAVEMENT STRIPING, EPOXY RESIN PAINT, WHITE/YELLOW, 12"
 748510 - PERMANENT PAVEMENT STRIPING, SYMBOL/LEGEND, EPOXY RESIN PAINT
 748535 - PERMANENT PAVEMENT STRIPING, EPOXY RESIN PAINT, BLACK, 4"
 748536 - PERMANENT PAVEMENT STRIPING, EPOXY RESIN PAINT, BLACK, 6"
 748537 - PERMANENT PAVEMENT STRIPING, EPOXY RESIN PAINT, BLACK, 8"
 748538 - PERMANENT PAVEMENT STRIPING, EPOXY RESIN PAINT, BLACK, 10"
 748539 - PERMANENT PAVEMENT STRIPING, EPOXY RESIN PAINT, BLACK, 12"
 748540 - PERMANENT PAVEMENT STRIPING, EPOXY RESIN PAINT, BLACK, 16"
 748548 - PERMANENT PAVEMENT STRIPING, EPOXY RESIN PAINT, WHITE/YELLOW, 5"
 748549 - PERMANENT PAVEMENT STRIPING, EPOXY RESIN PAINT, WHITE/YELLOW, 10"
 748557 - PERMANENT PAVEMENT STRIPING, EPOXY RESIN PAINT, BLACK, 3"
 748559 - PERMANENT PAVEMENT STRIPING, EPOXY RESIN PAINT, BLACK, 5"
 748568 - PERMANENT PAVEMENT STRIPING, EPOXY RESIN PAINT, BLACK, 9"
 748569 - PERMANENT PAVEMENT STRIPING, EPOXY RESIN PAINT, BLACK, 14"

Description:

This work consists of striping layout, furnishing and applying white or yellow, epoxy reflectorized pavement markings or black epoxy contrast pavement markings at the locations and in accordance with the patterns indicated on the Plans, or as directed by the Engineer, and in accordance with these specifications.

The white/yellow epoxy marking material shall be hot-applied by spray methods onto bituminous and/or Portland cement concrete pavement surfaces as required by the Plans. Following an application of double drop glass beads of two sizes and upon curing, the resultant epoxy marking shall be an adherent reflectorized stripe of the specified thickness and width that is capable of resisting deformation by traffic. All marking materials shall be certified lead free and free of cadmium, mercury, hexvalent chromium, and other toxic heavy metals.

The black epoxy marking shall be a two-component, hot-spray applied epoxy resin pavement marking material to be used for pavement marking on Portland cement concrete pavement surfaces. Following an aggregate drop, and upon curing, it shall produce an adherent stripe of specified thickness and width capable of resisting wear from traffic. Black contrast pavement markings will be required on all Portland cement concrete pavements.

Materials Requirements:

A. White and Yellow Reflectorized Epoxy

1. Epoxy Composition Requirements:

The epoxy resin composition shall be specifically formulated for use as a pavement marking material and for hot-spray application at elevated temperatures. The type and amounts of epoxy resins and curing agents shall be at the option of the manufacturer, providing the other composition and physical requirements of this specification are met.

The epoxy marking material shall be a two-component (Part A and Part B), 100% solids type system formulated and designed to provide a simple volumetric mixing ratio (e.g. two volumes of Part A to one volume of Part B).

Component A of both white and yellow shall conform to the following requirements:

% BY WEIGHT		
	WHITE:	YELLOW:
Pigments	Titanium Dioxide - 18% Min. (ASTM D476, Type II)	Organic Yellow - 6%-10%
Epoxy Resin	75% Min., 82% Max.	70% Min., 77% Max.

The entire pigment composition shall consist of either titanium dioxide and/or organic yellow pigment. No extender pigments are permitted. The white pigment upon analysis, shall contain a minimum of 16.5% TiO₂ (100% purity).

Epoxy Content-WPE (Component A) - The epoxy content of the epoxy resin will be tested in accordance with ASTM D1652 and calculated as the weight per epoxy equivalent (WPE) for both white and yellow. The epoxy content will be determined on a pigment free basis. The epoxy content (WPE) shall meet a target value provided by the manufacturer and approved by the Department's Material and Research Section (from now on will be addressed as Department). A ± 50 tolerance will be applied to the target value to establish the acceptance range.

Amine Value (Component B) - The amine value of the curing agent shall be tested in accordance with ASTM D2074-66 to determine its total amine value. The total amine value shall meet a target value provided by the manufacturer and approved by the Department. A ± 50 tolerance will be applied to the target value to establish the acceptance range.

Toxicity - Upon heating to application temperature, the material shall not exude fumes which are toxic or injurious to persons or property.

Viscosity - Formulations of each component shall be such that the viscosity of both components shall coincide (within 10%) at a recommended spray application.

2. Physical Properties of Mixed Composition:

Unless otherwise noted, all samples are to be prepared and tested at an ambient temperature of 73 ± 5 F. (23 ± 3 C).

- a. Color. The white epoxy composition when applied at a minimum wet film thickness of 20 ± 1 mils (500 μm) as applicable and allowed to dry, shall plot within the boundaries described by the four corner points listed in Tables 1 and 2 of ASTM D 6628-01 when measured in accordance with the test methods prescribed in Section 7 of ASTM D 6628-01.

The yellow epoxy composition when applied at a minimum wet film thickness of 20 ± 1 mils (500 μm) as applicable and allowed to dry, shall plot within the boundaries described by the four corner points listed in Tables 1 and 2 of ASTM D 6628-01 when measured in accordance with the test methods prescribed in Section 7 of ASTM D 6628-01.

- b. Directional Reflectance. The white epoxy composition (without glass spheres) shall have a daylight directional reflectance of not less than 84% relative to a magnesium oxide standard when tested in accordance with Method 6121 of Federal Test Method Standard No. 141.

The yellow epoxy composition (without glass spheres) shall have a daylight directional reflectance of not less than 55% relative to a magnesium oxide standard when tested in accordance with Method 6121 of Federal Test Method Standard No. 141.

- c. Drying Time (Laboratory). The epoxy composition, when mixed in the proper ratio and applied at a 20 ± 1 mils (500 μm) minimum wet film thickness, and immediately dressed with large reflective glass spheres (Federal Spec. Type 4) at a rate of 12 lb/gal (1.4 kg/l) of epoxy pavement marking materials, immediately followed by a second drop of AASHTO M-247 Type 1 glass spheres applied at a rate of 12 lb/gal (1.4 kg/L) of epoxy pavement marking material, shall exhibit a no-track condition in 15 minutes or less (ASTM D711). A Bird Applicator or any other doctor blade shall be used to produce a uniform film thickness.
- d. Drying Time (Field). When installed at a minimum wet film thickness of 20 ± 1 mils (500 or 625 μm) and reflectorized with glass spheres, the maximum drying times shall correspond to these temperatures:

80	F (27	C)	10 minutes
70	F (21	C)	10 minutes
60	F (16	C)	15 minutes

50	F (10 C)	25 minutes
40	F (4 C)	45 minutes
35	F (2 C)	60 minutes

The composition shall dry to “no-tracking” in approximately 10 minutes, and after thirty (30) minutes shall show no damaging effect from traffic. Dry to no-tracking shall be considered as the condition where no visual deposition of the epoxy marking to the pavement surface is observed when viewed from a distance of 100 feet (30 meters), after a passenger car is passed over the line. Regardless of the temperature at the time of installation, the installation contractor shall be responsible for protection of the markings material until dry to a non-tracking state.

- e. Abrasion Resistance. The wear index of the composition shall not exceed 82 when tested in accordance with ASTM C501 using a CS-17 wheel and under a load of 1000 grams for 1000 cycles.
- f. Tensile Strength. The tensile strength of the epoxy composition shall not be less than 6000 psi (41 MPa) when tested in accordance with ASTM D638 using a Type IV specimen $[0.125" \pm 0.010"$ (3.18 \pm 0.25 mm) thick]. Tests shall be conducted at an ambient temperature of 75 ± 5 F (24 ± 3 C). The testing machine shall operate at a speed of 0.20" (5.1 mm) per minute.

The total conditioning or drying period, from the time the epoxy composition is first mixed to the time of testing, shall not be less than 24 hours nor more than 96 hours.

Test specimens for tensile strength determination will be prepared as follows:

A 1/8 inch (3 mm) thick sheet of epoxy material is cast from a reservoir-type mold, fabricated from polytetrafluorethylene (PTFE), 1/8" deep x 10" x 10" (3 mm deep x 250 mm x 250 mm).

Prior to casting, the mold is sprayed with a suitable release agent. A sufficient amount of epoxy composition is mixed in the proper proportions (A:B) and poured level with the top of the mold. Care should be taken so as not to decrease or exceed the 1/8" (3 mm) thickness.

After a period of 1 to 4 hours, the material will have set into a semi-rigid sheet that is flexible enough to die-cut yet rigid enough to retain its shape. While the material is in this “plastic” state, five (5) specimens shall be die-cut and then placed on a flat, smooth, PTFE surface for the completion of the specified conditioning period.

- g. Compressive Strength. The compressive strength of the epoxy composition shall not be less than 12,000 psi (83 MPa) when tested in accordance with ASTM D695 except that a compression tool shall not be necessary. The test specimen shall be a right cylinder [0.50 inch diameter by 1.0 inch length (12 mm diameter by 25 mm length)]. Tests shall be conducted at an ambient temperature of 75 ± 5 F (24 ± 3 C).

The total conditioning or drying period, from the time the epoxy composition is first mixed to the time of testing shall not be less than 24 hours nor more than 96 hours. Test specimens for compressive strength determinations will be prepared as follows:

Five molds will be prepared from 1/2" (12 mm) I.D., 1/16" (1.5 mm) wall thickness acrylic tubing, cut in 1 1/2" (38 mm) lengths. After spraying the inside of the mold with a suitable release agent,⁽¹⁾ the cylindrical tubes are placed in a vertical position on a PTFE sheet base. A sufficient amount of epoxy composition is thoroughly mixed in the proper proportions (A:B) and poured into the mold to a depth of approximately 1 1/4" (32 mm). After a minimum of 72 hours curing, the specimens are removed from the molds and machined to a length of $1" \pm 0.002"$ (25 mm \pm 0.05 mm).

- h. Hardness. The epoxy composition when tested in accordance with ASTM D2240 shall have a Shore D hardness of between 75 and 100. Samples shall be allowed to dry for not less than 24 hours nor more than 96 hours prior to testing.

B. Reflective Glass Spheres/Beads

Reflective glass spheres for drop-on application shall conform to the following requirements:

The glass spheres shall be colorless; clean; transparent; free from milkiness or excessive air bubbles; and essentially clean from-surface scarring or scratching. They shall be spherical in shape and at least 80% of the glass beads shall be true spheres when tested in accordance with ASTM D1155. At least 80% of the Type IV beads shall be true spheres as measured by the visual method.

The refractive index of the spheres shall be a minimum of 1.50 as determined by the liquid immersion method at 77 °F (25 °C).

The silica content of the glass spheres shall not be less than 60%.

The crushing resistance of the spheres shall be as follows: A 40 lb. (18 kg) dead weight, for 20 to 30 (850 µm to 600 µm) mesh spheres shall be the average resistance when tested in accordance with ASTM D1213.

The glass spheres shall have the following grading when tested in accordance with ASTM D1214.

M247 AASHTO Type 1 Glass Spheres

<u>U.S. Standard Sieve</u>	<u>% Retained</u>	<u>% Passing</u>
#20 (850µm)	0	100
#30 (600µm)	5-25	75-95
#50 (300µm)	40-65	15-35
#100 (150µm)	15-35	0-5
Pan	0-5	

Type 4 Large Spheres

<u>U.S. Standard Sieve</u>	<u>% Retained</u>	<u>% Passing</u>
#10 (2000 µm)	0	100
#12 (1680 µm)	0-5	95-100
#14 (1410 µm)	5-20	80-95
#16 (1190 µm)	40-80	10-40
#18 (1000 µm)	10-40	0-5
#20 (850 µm)	0-5	0-2
Pan	0-2	

The AASHTO M247 Type 1 glass spheres shall be treated with a moisture-proof coating. They shall show no tendency to absorb moisture in storage and shall remain free of clusters and hard lumps. They shall flow freely from dispensing equipment at any time when surface and atmosphere conditions are satisfactory for marking operations. The moisture-resistance of the glass spheres shall be determined in accordance with AASHTO M247 test method 4.4.1.

Type IV glass spheres shall be treated with an adhesion coating. They shall show no tendency to absorb moisture in storage and shall remain free of clusters and hard lumps. They shall flow freely from dispensing equipment at any time when surface and atmosphere conditions are satisfactory for marking operations. The adhesion coating property of the Type IV beads shall be tested in accordance with the dansyl-chloride test.

C. Black Epoxy Contrast Markings

Epoxy Resin Requirements: The two-component, 100% solids, paint shall be formulated and designed to provide a simple volumetric mixing ratio (e.g. 2 part component A to 1 part component B) specifically for service as a hot-spray applied binder for black aggregate in such a manner as to produce maximum adhesion. The material shall be composed of epoxy resins and pigments only.

The paint shall be well mixed in the manufacturing process and shall be free from defects and imperfections that may adversely affect the serviceability of the finished product. The paint shall not thicken, curdle, gel, settle excessively, or otherwise display any objectionable properties after storage. Individual components shall not require mixing prior to use when stored for a maximum of 6 months.

The overall paint composition shall be left to the discretion of the manufacturer, but shall meet the following requirements:

Composition:	<u>Component</u>	<u>Percent By Weight</u>
	Carbon Black	7±2 percent, by weight
	(ASTM D476 Type III)	
	Talc	14±2 percent, by weight
	Epoxy Resin	79±4 percent, by weight

D. Black Aggregate

The moisture resistant aggregate shall meet the gradation requirements (AASHTO T27) as follows:

<u>Sieve Size</u>	<u>Percent Retained</u>
#30	18-28%
#40	60-80%
#50	2-14%

The moisture resistant aggregate shall have a ceramic coating. The aggregate shall be angular with no dry dispensement pigment allowed.

<u>Hardness:</u>	The black aggregate hardness shall be 6.5-7 on Moh's Mineral Scale.
<u>Porosity:</u>	The black aggregate porosity shall be less than two (2) percent.
<u>Moisture Content:</u>	The black aggregate moisture content shall be less than a half (.5) percent.

E. Packaging and Shipment

Epoxy pavement marking materials shall be shipped to the job site in strong substantial containers. Individual containers shall be plainly marked with the following information:

- a. Name of Product
- b. Lot Number
- c. Batch Number
- d. Test Number
- e. Date of Manufacture
- f. Date of expiration of acceptance (12 months from date of manufacture)
- g. The statement (as appropriate)
 - Part A - Contains Pigment & Epoxy Resin
 - Part B - Contains Catalyst
- h. Quantity
- i. Mixing proportions, Application Temperature and Instructions
- j. Safety Information
- k. Manufacturer's Name and Address

Reflective glass spheres shall be shipped in moisture resistant bags. Each bag shall be marked with the name and address of the manufacturer and the name and net weight of the material.

F. The Department reserves the right to randomly take a one-quart sample of white, yellow and hardener, of the epoxy material or glass spheres without prior notice for testing to ensure the epoxy material meets specifications.

Epoxy Application Equipment:

Application equipment for the placement of epoxy reflectorized pavement markings shall be approved by the Department, prior to the start of work.

At any time throughout the duration of the project, the Contractor shall provide free access to his epoxy application equipment for inspection by the Engineer or his authorized representative.

In general, the application equipment shall be a mobile, truck mounted and self contained pavement marking machine, specifically designed to apply epoxy resin materials and reflective glass spheres in continuous and skip-line patterns. The application equipment shall be maneuverable to the extent that straight lines can be followed and normal curves can be made in a true arc. In addition, the truck mounted unit shall be provided with accessories to allow for the marking of legends, symbols, crosswalks, and other special patterns.

The Engineer may approve the use of a portable applicator in lieu of truck mounted accessories, for use in applying special markings only, provided such equipment can demonstrate satisfactory application of reflectorized epoxy markings in accordance with these specifications.

The applicator shall be capable of installing up to 20,000 lineal feet (6,100 lineal meters) of epoxy reflectorized pavement markings in an 8-hour day and shall include the following features:

1. The applicator shall provide individual material reservoirs, or space, for the storage of Part A and Part B of the epoxy resin composition; for the storage of water; and for the storage of reflective glass spheres.
2. The applicator shall be equipped with heating equipment of sufficient capacity to maintain the individual epoxy resin components at the manufacturer's recommended temperature for spray application and for heating water to a temperature of approximately 140 °F (60 °C).
3. The glass spheres shall be gravity dropped upon 20 mils (500 um) of epoxy pavement markings to produce a wet-night-reflective pavement marking. The large spheres (Federal Spec. Type 4) shall be applied at a rate of 12 pounds per gallon (1.4 kg/L) of epoxy pavement marking material, immediately followed by a second drop of AASHTO M-247 Type 1 glass spheres applied rate of 12 pounds per gallon (1.4 kg/L) of epoxy pavement marking material. This application rate and the following gradation shall conform to FHWA's FP-96: Standard Specifications for Construction of Roads and Bridges on Federal Highway Projects (pages 757-761 Type 3 and Type 4 Beads).
4. The applicator shall be equipped with metering devices or pressure gauges, on the proportioning pumps. Metering devices or pressure gauges shall be visible to the Engineer.
5. The applicator shall be equipped with all the necessary spray equipment, mixers, compressors, and other appurtenances to allow for the placement of epoxy reflectorized pavement markings in a simultaneous sequence of operations as described below in Construction Details, D. Applications of Epoxy Reflectorized Pavement Markings of this Special Provisions.

Construction Details.

- A. General: All pavement marking and patterns shall be placed as shown on the Plans or as directed by the Engineer.

Before any pavement markings work is begun, a schedule of operations shall be submitted for the approval of the Engineer. This schedule shall be submitted 2 weeks prior to the application of the striping.

At least five (5) days prior to starting striping the Contractor shall provide the Engineer with the epoxy manufacturer's written instructions for use. These instructions shall include but not be limited to: mixing ratios, application temperatures, and recommendations for use of water spray.

The application of pavement markings shall be done in the general direction of traffic. Striping against the direction of traffic flow shall not be allowed.

The Contractor shall be responsible for removing, to the satisfaction of the Engineer, tracking marks, spilled epoxy or epoxy markings applied in unauthorized areas.

The hot water spray shall not be used in conjunction with markings applications on any pavement surface, or on any existing durable type marking, unless specifically recommended by the manufacturer of the epoxy material.

- B. Atmospheric Conditions: Epoxy pavement markings shall only be applied during conditions of dry weather and on substantially dry pavement surfaces. At the time of installation the pavement surface temperature shall be a minimum of 35 °F (2 °C) and the ambient temperature shall be a minimum of 35 °F (2 °C) and rising. The Engineer shall be the sole determiner as to when atmospheric conditions and pavement surface conditions are such to produce satisfactory results.
- C. Surface Preparations: The Contractor shall clean the pavement or existing durable marking to the satisfaction of the Engineer.

Surface cleaning and preparation work shall be performed only in the area of the epoxy markings application.

At the time of application all pavement surfaces and existing durable markings shall be free of oil, dirt, dust, grease and similar foreign materials. The cost of cleaning these contaminants shall be included in the bid price of this item. Also, the item shall include the cost of removal of the curing component in the area of the epoxy markings application, if concrete curing compounds on new portland cement concrete surfaces have been used. Waterblasting will not be permitted for removal.

- D. Application of White/Yellow Epoxy Reflectorized Pavement Markings: White/yellow epoxy reflectorized pavement markings shall be placed at the widths and patterns designated on the Contract Plans.

Markings operations shall not begin until applicable surface preparation work is completed, and approved by the Engineer.

White/yellow epoxy pavement markings shall be applied at a minimum uniform thickness of 20 mils (500 µm) on all Portland cement concrete and bituminous concrete pavement, including Stone Matrix Asphalt.

Large reflective glass spheres (Federal Spec. Type 4) shall be applied at the rate of 12 pounds per gallon (1.4 kg/L) of epoxy pavement marking material, immediately followed by a second drop of AASHTO M-247 Type 1 glass spheres applied at a rate of 12 pounds per gallon (1.4 kg/L) of epoxy pavement marking material. Glass spheres shall uniformly cover the length and width of the pavement marking.

- E. Application of Black Epoxy Contrast Pavement Markings: Black epoxy contrast pavement markings shall be placed at the widths designated on the Contract Plans.

Markings operations shall not begin until applicable surface preparation work is completed, and approved by the Engineer.

Black epoxy contrast pavement markings shall be applied at a minimum uniform thickness of 20 mils (500 µm) on all Portland cement concrete surfaces followed by a single drop of graded black aggregate. The width of black epoxy line shall be applied for the following situations:

Center Skip Line - On Portland cement concrete pavements a black contrast skip line shall be 10 feet (3 m) in length of the same width as the white epoxy reflectorized skip. It is to lead the white skip and stop at the beginning of the white skip. The black contrast skip is to have a single application of graded black aggregate.

Edge Lines -White Edge lines on Portland cement concrete pavements shall have a 3 inch black contrast line running parallel to the white edge line. The contrast line shall be to the inside or travel lane side of the edge line. The black contrast marking is to be applied with a single drop of graded black aggregate. Once it has cured sufficiently so as not to track, the reflectorized white line is to be applied along side of the contrast line and the two lines shall adjoin each other.

Dotted Line: All dotted lines on Portland cement concrete pavements shall have a base of black contrast markings which is 4 inches (100 mm) wider than the reflective white marking. The black contrast marking is to be applied first with a single drop of graded black aggregate. Once it has cured sufficiently so as not to track, the reflectorized white line is to be applied on top of it. The reflective line is to be centered along the black contrast line such that a minimum of 2 inches (50 mm) of black contrast marking is visible on either side of the reflective marking.

- F. Defective Epoxy Pavement Markings: Epoxy reflectorized pavement markings, which after application and curing are determined by the Engineer to be defective and not in conformance with this specification, shall be repaired. Repair of defective markings shall be the responsibility of the Contractor and shall be performed to the satisfaction of the Engineer as follows:

1. Insufficient film thickness [(less than 20±1 mils (500 µm) as applicable] and line widths; insufficient glass bead coverage or inadequate glass bead retention.

Repair Method: Prepare the surface of the defective epoxy marking by shot blasting, sand blasting, or water blasting. No other cleaning methods will be allowed. Surface preparation shall be performed to the extent that a substantial amount of the reflective glass spheres are removed and a roughened epoxy marking surface remains.

Immediately after surface preparation remove loose particles and foreign debris by brooming or blasting with compressed air.

Repair shall be made by re-striping over the cleaned surface, in accordance with the requirements of this specification and at a full 20±1 mils (500 µm) minimum line thickness as applicable.

2. Uncured or discolored epoxy (brown patches); insufficient bond to pavement surface (or existing durable marking).

Uncured epoxy shall be defined as applied material that fails to cure (dry) in accordance with the requirements of this specification under MATERIALS, A, 2d. DRYING TIME (FIELD); or applied material that fails to cure (dry) within a reasonable time period under actual field conditions, as defined by the Engineer.

Discoloration (brown patches) shall be defined as localized areas or patches of brown or grayish colored epoxy marking material. These areas often occur in a cyclic pattern and also, often are not visible until several days or weeks after markings are applied.

Repair Method: The defective epoxy marking shall be completely removed and cleaned to the underlying pavement surface to the satisfaction of the Engineer. The extent of removal shall be the defective area plus any adjacent epoxy pavement marking material extending one foot (300 mm) any direction.

After surface preparation work is complete, repair shall be made by re-applying epoxy over the cleaned pavement surface in accordance with the requirements of this specification.

3. Reflectivity for epoxy resin paint.

After satisfactory completion of all striping work and written notification from the Contractor, the Department shall test the striping to ensure it has the minimum reflectivity. The testing will be completed within 30 calendar days from notification. The Contractor may request that tests be conducted on completed phases or portions of the work. Approval of such a request will be at the discretion of the Engineer. Testing will be done using a LTL-X Retrometer (30 meter geometry). Five readings will be taken per line per mile (1.6 km). Projects less than 1 mile (1.6 km) in length will have a minimum of 5 readings per line. These readings will then be averaged for the overall project average.

The required average minimum initial reflectivity reading in millicandellas shall be:

White 450
Yellow 325

Any single reading shall not be less than 350 millicandellas for white and 250 millicandellas for yellow. Without exception, any pavement markings installed that does not meet the above average minimum initial reflectivity numbers shall be removed and replaced, at the installation contractor's expense.

Other defects not noted above, but determined by the Engineer to need repair, shall be repaired or replaced as directed by and to the satisfaction of the Engineer.

All work in conjunction with the repair or replacement of defective epoxy reflectorized pavement markings shall be performed by the Contractor at no additional cost to the State.

Method of Measurement:

The quantity of permanent pavement striping (white, yellow, or black epoxy resin paint) will be measured by the number of linear feet (meters) of pavement striping line and number of square feet (meter) of symbol installed on the pavement and accepted in accordance with the Plans.

Basis of Payment:

The quantity of permanent pavement striping (white, yellow, or black epoxy resin paint) payment will be paid for at the Contract unit price per linear foot (meter) for 3", 4", 5", 6", 8", 9", 10", 12", 14", 16" (75 mm, 100 mm, 125 mm, 150 mm, 200 mm, 225 mm, 250 mm, 300 mm, 350 mm, or 400 mm) line and the Contract unit price per square foot (meter) of symbol. The quantity of permanent pavement marking (white, yellow, or black epoxy resin paint) will be paid for at the Contract unit price per linear foot (meter) of line and the Contract unit price per square foot (meter) of symbol. Price and payment shall include striping layout, cleaning and preparing the pavement surface, and placing all materials, for all labor, tools, equipment and incidentals necessary to complete the work.

NOTE:

For information only:

The following manufacturers are known to us which manufacturer Epoxy Resin Paint for Pavement Striping. The Department does not endorse or require the use of any of the manufacturers listed below. However, a bidder wishes to use another manufacturer's product, it shall be submitted for review and approval prior to submitting a bid proposal. Should the product be deemed unacceptable by the Department, the successful bidder will be required to use only an approved product.

1. POLY CARB, Inc.
33095 Bainbridge Road
Solon, Ohio 44139
Tel. 1-800-CALLMIX
2. IPS - Ennis Paint
P.O. Box 13582
Research Triangle Park, North Carolina 27709
Tel. 1-877-477-7623
3. Epoplex
One Park Avenue
Maple Shade, NJ 08052
Tel. 1-800-822-6920
4. Or an approved equal.

8/7/2013

748530 - REMOVAL OF PAVEMENT STRIPING

Description:

This work consists of removing pavement markings of all kinds including paint, tape, etc., in accordance with this special provision, notes on Plans and/or as directed by the Engineer. The Contractor shall coordinate with the Engineer for maintaining traffic during the operation, prior to starting the work.

Materials and Construction Methods:

Paint and Epoxy Resins:

Shot/abrasive grit blasting or water blasting equipment shall be used for removal of markings from pavement surfaces.

Alkyd Thermoplastic:

In addition to the removal techniques discussed for paint and epoxy, grinding (erasing machines) equipment may also be used for removal of markings from pavement surfaces.

The removal operation shall be performed in a manner that will not damage the pavement surface.

The Contractor shall collect and dispose of all shot/abrasive grit and pavement marking materials removed from the pavement surface. Washing or sweeping such material to the roadside will not be permitted.

After removal of striping on bituminous concrete asphalt sealer shall be used to cover any exposed aggregate or embedded paint at no additional cost.

Method of Measurement:

The quantity of pavement striping removal will be measured as the number of square feet (meters) of pavement striping removed and accepted. The area of lines will be calculated by multiplying the nominal width of line times the length and the area of symbols will be as specified in Subsection 748.10 of the Standard Specifications.

Basis of Payment:

The quantity of pavement striping removal will be paid for at the Contract unit price per square foot (meter) for "Removal of Pavement Striping". Price and payment shall be full compensation for furnishing all materials, removing the pavement markings, disposing of the removed marking material, covering up the exposed aggregate, and for all labor, equipment, tools and incidentals necessary to complete the work.

Note:

There will be no measurement and payment for removal of pavement markings placed incorrectly by the Contractor.

5/21/2013

- 748541 - PREFORMED RETROREFLECTIVE THERMOPLASTIC PAVEMENT MARKINGS,
4"
748542 - PREFORMED RETROREFLECTIVE THERMOPLASTIC PAVEMENT MARKINGS,
6"
748543 - PREFORMED RETROREFLECTIVE THERMOPLASTIC PAVEMENT MARKINGS,
8"
748544 - PREFORMED RETROREFLECTIVE THERMOPLASTIC PAVEMENT MARKINGS,
12"
748545 - PREFORMED RETROREFLECTIVE THERMOPLASTIC PAVEMENT MARKINGS,
16"
748546 - PREFORMED RETROREFLECTIVE THERMOPLASTIC PAVEMENT MARKINGS,
SYMBOL/LEGEND
748553 - PREFORMED RETROREFLECTIVE THERMOPLASTIC PAVEMENT MARKINGS,
BIKE SYMBOL
748554 - PREFORMED RETROREFLECTIVE THERMOPLASTIC PAVEMENT MARKINGS,
PEDESTRIAN SYMBOL
748555 - PREFORMED RETROREFLECTIVE THERMOPLASTIC PAVEMENT MARKINGS,
HANDICAP SYMBOL

Description:

This work consists of furnishing and installing preformed retroreflective thermoplastic pavement marking with a preapplied Federal Specification Type IV glass bead coating throughout its entire cross section on bituminous asphalt pavement at the locations and in accordance with the patterns on the Plans, or as directed by the Engineer.

The preformed retroreflective markings shall conform to the size and dimensions as shown in the Federal "Standard Highway Signs" book found at: <http://mutcd.fhwa.dot.gov/SHSe/pavement.pdf> as referred to in the Delaware Manual on Uniform Traffic Control Devices, Part 3, Markings.

Materials:

General: Only materials listed on the Department's Approved Pavement Markings Material List will be used for this item. The preformed retroreflective markings shall be fusible to bituminous asphalt pavement by means of the normal heat of a propane type of torch. Adhesives, primers or sealers are not necessary prior to the preformed retroreflective markings application on bituminous asphalt pavement.

The preformed retroreflective markings shall conform to pavement contours, breaks and faults through the action of traffic at normal pavement temperatures. The markings shall have resealing characteristics and be capable of fusing to itself and previously applied worn hydrocarbon and/or alkyl thermoplastic pavement markings.

The preformed retroreflective markings shall be capable of application on bituminous asphalt pavement wearing courses during the paving operation in accordance with the manufacturer's instructions. After application the markings shall be immediately ready for traffic. The preformed retroreflective markings shall be suitable for use for one year after the date of receipt when stored in accordance with the manufacturer's recommendations.

The preformed retroreflective thermoplastic markings shall not be brittle and must be sufficiently cohesive and flexible at temperatures exceeding 50°F (10°C) for one person to carry without the danger of fracturing the material prior to application.

Composition: The retroreflective pliant rosin ester thermoplastic pavement markings shall consist of a homogeneous mixture of high quality polymeric thermoplastic binders, pigments, fillers and glass beads. The thermoplastic material must conform to AASHTO M249-79(86) with the exception of the relevant differences due to the material being preformed, and identified herein.

Intermix Glass Beads: The preformed retroreflective material shall contain a minimum of 30% glass spheres which shall conform to AASHTO M247-81 Type 1. Glass spheres shall have a minimum of 80% true spheres overall.

Top Beads: To provide the required retroreflectivity, the preapplied factory top coating of glass beads shall be a combination of both Federal Spec. Type IV and AASHTO M247-81 Type I beads. Federal Spec. Type IV beads shall be evenly disbursed across the entire surface of the product at a minimum rate of 4 lb. (1.8 kg) per 100 ft² (9.3 m²) and the AASHTO at 3 lb. (1.4 kg) per 100 ft² (9.3 m²). In combination, the total glass bead coverage shall be 7-8 lb. (3.2-3.6 kg) per 100 ft² (9.3 m²). The AASHTO M247-81 Type I beads shall have a minimum of 80% true spheres overall and the Federal Spec. Type IV beads shall be 80% true spheres on the 12 and 14 sieves and shall be no less than 75% true spheres on the remaining sieves.

Retroreflectivity: After satisfactory completion of all striping work and written notification from the contractor, the Department shall test the striping to ensure it has the minimum reflectivity. The testing will be completed within 30 calendar days from notification. Testing will be done using a Delta LTL 2000 Retrometer (30 meter geometry). The required minimum initial reflectivity reading in millicandellas shall be:

White 300
Yellow 200
Blue 200

Skid Resistance: The surface of the preformed retroreflective thermoplastic markings shall provide a pre-applied minimum skid resistance value of 45-51 BPN and a post-applied minimum skid resistance value of 45-55 BPN when tested according to ASTM E303-74.

Thickness: The thickness of the supplied material shall have a minimum average thickness of .090" (90 mils) for all Longitudinal lines and a thickness of .125" (125 mils) for all transverse lines and symbols/legends.

Tensile Strength and Elongation: The preformed retroreflective thermoplastic material shall have a minimum tensile strength of 150 lb. per square inch (1054 kg per square mm) of cross section, at .002" (2.28 mil) thickness, when tested according to ASTM D638-76 except that a sample 6" by 1" (150 mm by 25 mm) shall be tested at a temperature between 70°F and 80°F (21°C and 27°C) using a jaw speed of 10" to 12" (250 mm to 300 mm) per minute. The sample shall have a maximum elongation of 20% at break when tested by this method.

Flexibility: The preformed retroreflective thermoplastic marking material shall have flexibility at 50°F such that when a 1" by 6" (25 mm by 150 mm) sample is bent through an arc of 90 degrees at a uniform rate in 10 seconds (9 degrees per second) over a 1" (25 mm) mandrel, no cracking occurs in the test sample. The sample must be conditioned prior to testing at 50°F±2 degrees (10°C) for a minimum of four hours. At least two specimens tested must meet the flexibility requirements at 50°F (10°C) for a passing result.

Environmental Resistance: The applied markings shall be resistance to deterioration due to exposure to sunlight, water, oil, diesel fuels, gasoline, pavement oil content, salt and adverse weather conditions.

Effective Performance Life: When properly applied, in accordance with manufacturer's instructions, the preformed retroreflective pavement markings shall be neat and durable. The markings shall remain skid resistant and show no lifting, shrinkage, tearing, roll back or other signs of poor adhesion for a period of one winter season.

Oil/grease Resistant Test: The preformed retroreflective thermoplastic material shall not dissolve or smear after rubbing a small amount of motor oil on a small piece of the thermoplastic material for two minutes.

Bond Strength: The material shall exhibit a bond strength to Portland Cement Concrete (PCC) equal or exceed 180 psi when tested at room temperature (73.4±3°F) (23°C) in accordance to ASTM Standard Test Method for Bond Strength of thermoplastic marking Material D4796-88. Place a coarse brick in a 400°F (204°C) oven for 5 minutes. Prepare a 4 square inch test specimen. Place the test specimen on the brick and further heat in the 400°F (204°C) oven for 15 minutes. The test specimen is then allowed to cool to room temperature and prepared for testing.

Low Temperature Cracking (Stress) Resistance for Extended Period: The material shall be tested according to AASHTO T250 Section 7 with Section 7.2.3 modified for and extended cold temperature 15 degrees $\pm 3^{\circ}\text{F}$ ($-9.4 \pm 2^{\circ}\text{C}$) exposure period 72 hours. Any cracking shall constitute failure of the material for PCC road surfaces.

Impact Resistance (Gardner Falling Weight): A 2" by 7.5" (50 by 190 mm) specimen shall be applied on a course concrete brick. Using a Gardner Impact Tester, a 2 lb (.91 kg) weight is dropped from a height of 80" (2032 mm). The specimen when tested at room temperature $73.4 \pm 3^{\circ}\text{F}$ (23°C) should show no sign of cracking. (Test procedure is in accordance with ASTM D5420-93).

Packaging: The flexible preformed retroreflective thermoplastic marking materials, for use as transverse or longitudinal markings as well as legends, arrows and symbols shall be available in flat form material or in rolls. Flat material shall be supplied in maximum of 4' (1.2 m) lengths up to 2' (.6 m) in width. The material shall be packed in suitable cartons clearly labeled for ease of identifying the contents.

Construction Methods:

The markings shall be applied in strict accordance with the manufacturer's recommendations on clean and dry surfaces. Marking configurations shall be in accordance with the "Delaware Manual on Uniform Traffic Control Devices, Part 3, Markings."

The preformed retroreflective thermoplastic material shall be fusible to the pavement by means of a propane torch recommended by the manufacturer. Preheating the surface to remove any latent moisture will be done just prior to the placement and installation of the Symbol/ Legend.

No markings shall be placed when the ambient temperature is below 40°F (4°C). The material shall be kept in a location above 55°F (13°C) until just before application.

The supplier shall provide technical services as may be required.

Method of Measurement:

The quantity of pavement striping (748541-748545) will be measured by the number of linear feet (linear meters) of 4", 6", 8", 12", or 16" pavement striping line placed and accepted. The quantity of symbol/ legend (748546) will be measured by the number of square feet (meters) of symbol/legend placed and accepted. The quantity of bike symbol, pedestrian symbol, and handicap symbol (748551-748553) will be measured as each placed and accepted. The dimensions for the symbol/legends are as follows:

Bike Rider with Helmet shall be 3' X 5'.
Pedestrian shall be 4' X 8'.
Handicap Symbol shall be 40" X 40".

Basis of Payment:

The quantity of pavement striping payment will be paid for at the Contract unit price per linear foot (linear meter) for 4", 6", 8", 12" and 16" (100 mm, 150 mm, 200 mm, 300 mm, and 400 mm) line. The quantity of symbol/legend will be paid for at the Contract unit price per square foot (meter). The quantity of bike symbol, pedestrian symbol, and handicap symbol will be paid for at the Contract unit price per each. Price and payment shall include cleaning and preparing the pavement surface, and placing all materials, for all labor, tools, equipment and incidentals necessary to complete the work.

Warranty:

The Contractor shall warrant to the Department that the installed retroreflective preformed thermoplastic pavement markings are free of defects, as hereafter defined, for a period of one winter season beginning at the initial acceptance of the marking installation by the Department. The initial acceptance of the marking installation will occur upon the satisfactory correction of all deficiencies noted in the marking installation during the Final Inspection of the project. The markings shall be warranted against failure due to blistering, excessive cracking, bleeding, staining, discoloration, oil content of the pavement materials, smearing and spreading under heat, deterioration due to contact with grease deposits, oil, diesel fuel, or gasoline drippings, chipping, spalling, poor adhesion to the pavement materials, vehicular damage, and wear from normal maintenance activities including snow plowing.

The Contractor shall repair all defective areas identified by the Department after initial installation or during the Warranty Period. All repairs shall begin immediately following the notice to the Contractor by the Department unless weather limitations prevent the corrective work. Should the contractor not commence work within the period stated in the notice, weather permitting, and pending severity, the Department reserves the right to remedy the condition and charge the contractor for the work. Any corrective work shall be as recommended by the manufacturer of the marking material and approved by the Department. The Department shall be given notification before the Contractor begins corrective work to allow for inspection of the operation. All costs associated with the repair work shall be the responsibility of the contractor. These costs shall include, but are not limited to, removal, material, maintenance of traffic, etc.

2/28/09

749687 - INSTALLATION OR REMOVAL OF TRAFFIC SIGN ON SINGLE SIGN POST

Description:

This work consists of installing or removing traffic sign(s) on a single post or other type of pole at the locations indicated on the Plans or as directed by the Engineer. This specification also includes installation of posts in boring holes constructed under other items.

A single sign totaling more than 9 square feet, or with any dimension, length or width, greater than or equal to 48 inches shall be installed on multiple sign posts under Item 749690 - Installation or Removal of Traffic Sign on Multiple Sign Posts.

Materials:

The Department will provide all sign materials to be used on this project. The Contractor shall contact the DelDOT Sign Shop Supervisor with project plans and quantity sheets at 302-760-2581. Sign fabrication orders require a minimum of four (4) weeks for completion. Orders placed with less than 4 weeks lead-time will result in a delay. Any delay caused by inadequate lead-time due to a late order will be the sole responsibility of the Contractor. The Contractor shall pick-up the sign materials from the DelDOT Sign Shop and deliver them to the job site without any damage to the sign materials.

Construction Methods:

The Contractor shall pick-up necessary signs, sign posts, hardware, and extensions from the Department and install the signs in the locations indicated on the Plans in accordance with the Delaware MUTCD or as directed by the Engineer. The Contractor shall be responsible for obtaining all necessary utility clearances before the signs may be installed. Signs and plaques shall be mounted no lower than the minimum mounting height specified in the Delaware MUTCD. Signs and plaques shall be mounted no higher than one foot above the minimum mounting height specified in the Delaware MUTCD. Any excess sign post protruding above the top of the top sign shall be cut off and removed. For sign removals, the sign posts shall have all nuts, bolts, and other connectors removed. The disturbed ground shall be graded and backfilled accordingly. The Contractor is responsible for disposal of all signing material removed from the project.

Method of Measurement:

The number of single sign installations or removals will be measured as the actual number of signs installed or removed and accepted.

Basis of Payment:

The quantity of single sign post installations or removals will be paid for at the Contract unit price per each. Price and payment will constitute full compensation for installing or removing signs and sign materials, pick-up and delivery of sign materials, grading disturbed areas, and for all labor, equipment, tools, and incidentals required to complete the work. Signs that are not installed in accordance with the Delaware MUTCD or signs installed in the incorrect location shall be moved at no additional cost to the Department.

5/28/2013

760510 - HIGH FRICTION SURFACE TREATMENT**Description:**

Furnish and apply a high friction surface treatment, comprised of a polymeric resin binder and bauxite aggregate, in accordance with these specifications, as indicated on the Plans and as directed by the Engineer.

Materials:

The high friction surface system consists of a two-part base polymeric resin binder and high friction aggregate. In accordance with Section 106 of the Standard Specification, submit certification of conformance to the requirements in Table 1 and Table 2 at least 30 days prior to construction. Laboratory testing must be performed by an accredited laboratory.

Polymeric Resin Binder: The binder resin system shall be a two-part thermosetting modified exothermic polymeric resin compound which holds the aggregate firmly in position and conforms to the requirements of Table 1.

TABLE 1 BINDER RESIN SYSTEM REQUIREMENTS		
Property	Requirement	Test Method
Ultimate Tensile Strength neat @ 7 days	2,000 psi minimum	D638
Compressive Strength	1,000 psi minimum @ 3 hours 5,000 psi minimum @ 7 days	C579
Gel Time	10 minutes minimum	C881
Water Absorption neat @ 24 hours	1.0% maximum	D570
Durometer Hardness (Shore D)	70.0 minimum	D2240
Dry-to-touch Time	3 hours maximum	D1640 5 mil thickness @ 75° F
Elongation at Break Point	30 – 70%	D638
Mixing Ratio	Per Manufacturer	Provide manufacturer's recommendations a minimum of 30 days prior to construction
Permeability to Chloride Ion @ 28 days, C	Less than 100	T277
Adhesion Strength @ 24 hours	200 psi minimum	D4541

Bauxite Aggregate: The material shall be clean, dry and free from foreign matter and conform to the requirements in Table 2. Deliver the bauxite to the construction site in clearly labeled super sacks weighing at least 2,200 lbs. 55 lb. bags of material may be substituted when hand applications are necessary.

TABLE 2 AGGREGATE REQUIREMENTS		
Property	Specification Limits	Test Method
Gradation	95.0% - 100.0% passing No. 6 0.0% - 5.0% passing No. 16	T27
Apparent Specific Gravity	3.1 Minimum	C25
Sodium Sulfate Soundness	12% Maximum	T104
LA Abrasion Test	30% Maximum. Test sample gradation differs from gradation requirements.	T96 (C grading)

Equipment:

Truck Mounted Application Machine: Perform mechanical application using an automated continuous application device. The binder resin system manufacturer shall approve the use of the automated continuous application device with their material. The applicator shall mechanically mix, meter, monitor and apply the binder resin system and high-friction aggregate in one continuous pass. The application vehicle shall feature volumetric metering pumps that continuously mix, meter, and monitor and apply the resin binder. If recommended by the manufacturer, metering pumps shall be heated. The application vehicle shall have continuous pumping and portioning devices that blend the binder resin system within a controlled system.

Quality Control (QC) Plan:

Submit a QC Plan for approval at least 30 days prior to placement of the high friction surface treatment. The QC Plan shall show proposed methods to control the equipment, materials, mixing and paving operations to ensure conformance with these Specifications. Discuss the QC Plan requirements at the pre-construction, pre-pave and progress meetings. The QC Plan shall contain at a minimum:

- a) Key Personnel and contact information
- b) Resin Production Plants, location of plants, personnel qualifications, inspection and record keeping methods, equipment calibration records, accreditation certificates and minimum frequencies of sampling and testing per Table 1.
- c) Aggregate Production Plant locations, personnel qualifications, inspection and record keeping methods, equipment calibration records, accreditation certificates and minimum frequencies of sampling and testing per Table 2.
- d) Moisture control methods of aggregate
- e) Cleaning and maintenance schedule for truck mounted application machine.
- f) Corrective actions that will be taken for unsatisfactory construction practices and deviations from specifications.
- g) A manufacturer's representative must be sent to the construction site to train construction personnel prior to placing the high friction surface treatment and must remain available during application as necessary. The manufacturer's representative is only required to be on-site during the first day of construction until the operation is working correctly. The Engineer reserves the right to require the manufacturer's representative to be on-site more than once to assist with contractor compliance/additional training.

The QC Plan shall designate a Plan Administrator, who shall have the full authority to institute any action necessary for the successful operation of the Plan. The Plan Administrator may supervise the QC Plan on more than one project, if that person can be in contact with the job site within one hour after being notified of a concern.

A field technician shall be present at the job site unless otherwise approved in the QC Plan. The technician shall be responsible for the required field quality control sampling and testing in conformance with the approved quality control plan and contract documents. Maintain and make available upon request complete records of sampling, testing, actions taken to correct problems and quality control inspection results. Any deviation from the approved QC Plan shall be cause for immediate suspension of operations.

Construction Methods:

Weather Restrictions: Do not apply the binder resin material on wet surfaces (including condensation moisture from construction vehicles in front binder application), when the ambient temperature is less than 40°F or above 105°F, or when the anticipated weather conditions or pavement surface temperature would prevent the proper application of the surface treatment in accordance with the manufacturer's recommendations.

Surface Preparation: Clean and fill all inadequately sealed joints and cracks 1/4 to 1-3/4 in. with a sealant approved by the binder resin material manufacturer, which will bond to the specified epoxy binder. Where high friction surface treatment will be applied on new asphalt surface in the same project, construct the high friction surface treatment a minimum of 30 days after placement of underlying and adjacent pavement. Completely remove all curing compounds on new Portland Cement Concrete surfaces prior to installation. Adequately cover and protect all utilities prior to placement of high friction surface treatment.

Clean existing surface by use of mechanical sweepers, high pressure air or other methods approved by the manufacturer prior to installation. Receiving surfaces must be clean, dry and free of all dust, oil, debris and any other material that might interfere with the bond between the epoxy binder material and existing surfaces. Asphalt surfaces may need to be washed with a mild detergent, rinsed and dried unless waived by the Engineer. Concrete surfaces may need to be shot, sand or water blasted.

Test Section: Construct a test section (minimum of 200 SY) at a location approved by the Department in the preconstruction meeting to demonstrate equipment has been properly calibrated a minimum of 24 hours prior to beginning the project. If the project site is used for the test section, open the test section to traffic after curing has completed and no uncovered epoxy remains exposed. Correct deficient areas before opening to traffic as directed at no additional cost.

Mechanical Application of HFST: Blend and mix the binder resin system in the ratio per the manufacturer's specifications (± 2 percent by volume) and continuously apply once blended. The application vehicle shall be capable of applying a uniform application thickness of 50-65 mils (25 – 32 ft²/gal) and in varying widths of up to 12 feet. Coverage rate is based upon expected variances in the surface profile of the pavement. The operation should proceed in such a manner that will not allow the mixed material to separate, cure, dry, be exposed or otherwise harden in such a way as to impair retention and bonding of the aggregate. Do not spray binder material on existing pavement markings or utility appurtenances.

Apply the aggregate within 5 minutes (± 1 minute) of the base resin binder application onto the pavement section. Mechanically apply the aggregate at a rate of 12 -15 lbs/yd² (achieving saturation) in such a manner that there is no disruption to the leveled binder. It is the responsibility of the Contractor to ensure full embedment of the calcined bauxite aggregate. Wet spots must be covered with aggregate prior to the gelling of the binder resin system. Reclaim excess aggregate that can be reused by using a vacuum sweeper. The recovered aggregate must be clean, uncontaminated and dry. Ensure that no seams are visible in the middle of the traffic lanes of the finished work after application of the aggregate.

Applications on high speed highways such as interstate ramps and bridge decks will require additional sweeping 3 days after the initial installation is completed.

Walking, standing, or any form of contact or contamination with the wet uncured binder resin system prior to application of the aggregate without the use of spiked shoes to minimize the disturbance to the binder layer will result in that section of binder resin system being removed and replaced at the Contractor's expense. Contractor equipment and traffic is not permitted on the HFST during curing period.

Hand Application of HFST: Hand application may be used when less than 300 square yards will be used in a project. Mix the binder components to the correct proportions within 4% by weight using a low speed high torque drill fitted with a helical stirrer. Uniformly spread the binder resin system onto the surface using a serrated edge squeegee at a uniform application thickness of 50 – 65 mils (25 – 32 ft²/gal). Coverage rate is based upon expected variances in the surface profile of the pavement.

Immediately broadcast aggregate at a rate of 12–15 lbs/yd² (achieving saturation) in such a manner as to not disrupt the leveled binder. It is the full responsibility of the Contractor to ensure full embedment of the calcined bauxite aggregate. Wet spots must be covered with aggregate prior to the gelling of the binder resin system. Reclaim excess aggregate that can be reused by using a vacuum sweeper. The recovered aggregate

must be clean, uncontaminated and dry. Ensure that no seams are visible in the middle of the traffic lanes of the finished work after application of the aggregate.

Applications on high speed highways such as interstate ramps and bridge decks will require additional sweeping 3 days after the initial installation is completed.

Walking, standing, or any form of contact or contamination with the wet uncured binder resin system prior to application of the aggregate without the use of spiked shoes to minimize the disturbance to the binder layer will result in that section of binder resin system being removed and replaced at the Contractor's expense. Contractor equipment and traffic is not permitted on the HFST during curing period.

Sampling and Testing: During construction, sample and test binder and aggregate per Tables 1 and 2 at a minimum frequency of 1 split set per 2,000 square yards, providing one set to the Engineer. Sample and label the material under the direct observation of the Engineer.

Curing and Clean Up: Allow the treatment to cure for the minimum duration as recommended by the binder resin material manufacturer. Remove excess aggregate on the treated area and adjacent areas with raveled aggregate by hand or by suction sweeping. Perform initial clean up before opening to traffic. Excess aggregate can be reused on the following day's installation provided the reclaimed aggregate is clean, uncontaminated and dry. Perform secondary clean up 3 to 5 days after construction. Perform final clean up 3 to 5 weeks after construction.

Field Acceptance Testing: Ensure that the coverage rate of the retained aggregate is 11-15 lbs per square yard. Remove and re-apply high friction surface treatment where any patches of exposed epoxy exist, at no additional cost. The high friction surface treated area will be tested by the Department within 60 days after construction in accordance with the requirements in Table 3. Remove and replace deficient locations as directed.

TABLE 3 FIELD ACCEPTANCE TESTING REQUIREMENTS			
Property	Requirements	Frequency	Test Method
Field Dynamic Friction Value (20 km/hr) (By DelDOT)	0.90 Minimum	1 per each location or 1 per every 1,500 lane-feet, whichever is shorter. By DelDOT	ASTM E 1911
Mean Profile Depth (mm)	1.0 Minimum	1 per each location or 1 per every 1,500 lane-feet, whichever is shorter. By DelDOT	ASTM E 2157
FN40R (Corrected field FN by adding the correction in Table 4) OPTIONAL TEST	72 Minimum	Every 0.1 mile in each lane. By DelDOT	ASTM E 274 (Ribbed tire)

Table 4 High Friction Surface Correction Factors for E274 Testing					
Test Speed (mph)	FN Correction	Test Speed (mph)	FN Correction	Test Speed (mph)	FN Correction
20	-9.3	30	-4.8	40	0.0
21	-8.9	31	-4.4	41	0.5
22	-8.4	32	-3.9	42	1.0
23	-8.0	33	-3.4	43	1.5
24	-7.6	34	-2.9	44	2.0
25	-7.1	35	-2.5	45	2.5
26	-6.7	36	-2.0	46	3.1
27	-6.2	37	-1.5	47	3.6
28	-5.8	38	-1.0	48	4.1
29	-5.3	39	0.5	49	4.6

Method of Measurement:

The Engineer will measure the quantity of acceptably placed high friction surface treatment. The quantity of high friction surface treatment will be measured in square yards of surface area, completed and accepted. No deduction will be made for the areas occupied by junction wells, manholes, inlets, drainage structures, pavement markings or by any public utility appurtenances within the area. Material placed outside of the designated treatment area will not be included in computing the quantity.

Basis of Payment:

The quantity of high friction surface treatment, installed and accepted, will be paid for at the Contract unit price per square yard. Price and payment will constitute full compensation for surface preparation, including removal of curing compounds on PCC pavement, filling cracks in hot-mix or concrete pavement surfaces as determined by the Engineer, furnishing and placing the epoxy binder and aggregate, test strip, sweeping, sampling and QC testing, cleanup and for all material, labor, equipment, tools and incidentals required to complete the work.

3/16/15

763501 - CONSTRUCTION ENGINEERING

1) Description:

This work consists of construction lay out including; stakes, lines and grades as specified below. Subsection 105.10 Construction Stakes, Lines and Grades of the Standard Specifications is voided.

Based on contract plans and information provided by the Engineer, the Contractor shall stake out right-of-way and easements lines, limits of construction and wetlands, slopes, profile grades, drainage system, centerline or offset lines, benchmarks, structure working points and any additional points to complete the project.

The Engineer will only establish the following:

- (a) Original and final cross-sections for borrow pits.
- (b) Final cross-sections: Top and bottom pay limit elevations for all excavation bid items that are not field measured by Construction inspection personnel. The Contractor shall notify the Engineer when these pay limit elevations are ready and allow for a minimum of two calendar days for the Engineer to obtain the information.
- (c) Line and grade for extra work added on to the project plans.

2) Equipment. The Contractor shall use adequate equipment/instruments in a good working order. He/she shall provide written certification that the equipment/instrument has been calibrated and is within manufacturer's tolerance. The certification shall be dated a maximum of 9 months before the start of construction. The Contractor shall renew the certification a minimum of every 9 months. The equipment/instrument shall have a minimum measuring accuracy of [3mm+2ppmxD] and an angle accuracy of up to 2.0 arc seconds or 0.6 milligons. If the Contractor chooses to use GPS technology in construction stakeout, the Contractor shall provide the Engineer with a GPS rover and Automatic Level for the duration of the contract. The GPS rover shall be in good working condition and of similar make and model used by the Contractor. The Contractor shall provide up to 8 hours of formal training on the Contractor's GPS system to a maximum of four Engineer's appointees (DELDOT Construction Inspectors). At the end of the contract, the Engineer will return the GPS rover to the Contractor. If any of the equipment/instruments are found to be out of adjustment or inadequate to perform its function, such instrument or equipment shall be immediately replaced by the Contractor to the satisfaction of the Engineer. Choosing to use GPS technology does not give the contractor authority to use machine control.- Construction Engineering (GPS) Machine Control Grading shall only be used if noted in the General Notes in the plan set outlining the available files that will be provided to the Contractor and "the Release for delivery of documents in electronic form to a contractor" are signed by all parties prior to delivery of any electronic files. Only files designated in the General Notes shall be provided to the contractor. If machine control grading is allowed on the project see the "machine control" section of this specification. GPS technology and machine control technology shall not be used in the construction of bridges.

3) Engineering/Survey Staff. The Contractor shall provide and have available for the project an adequate engineering staff that is competent and experienced to set lines and grades needed to construct the project. The engineering personnel required to perform the work outlined herein shall have experience and ability compatible with the magnitude and scope of the project. Additionally, the Contractor shall employ an engineer or surveyor licensed in the State of Delaware to be responsible for the quality and accuracy of the work done by the engineering staff. When individuals or firms other than the Contractor perform any professional services under this item, that work shall not be subject to the subcontracting requirements of Subsection 108.01 of the Standard Specifications. The Contractor shall assume full responsibility for any errors and/or omissions in the work of the engineering staff described herein. If construction errors are caused due to erroneous work done under Construction Engineering the Contractor accepts full responsibility, no matter when the error is discovered. Consideration will not be given for any extension of contract time or additional compensation due to delays, corrective work, or additional work that may result from faulty and erroneous construction stakeout, surveying, and engineering required by this specification.

Construction Methods:**4) Performance Requirements:**

- (a) Construction Engineering shall include establishing the survey points and survey centerlines; finding, referencing, offsetting the project control points; running a horizontal and vertical circuit to verify the precision of given control points. Establishing plan coordinates and elevation marks for culverts, slopes, subbase, subsurface drains, paving, subgrade, retaining walls, and any other stakes required for control lines and grades; and setting vertical control elevations, such as footings, caps, bridge seats and deck screed. The Contractor shall be responsible for the preservation of the Department's project control points and benchmarks. The Contractor shall establish and preserve any temporary control points (traverse points or benchmarks) needed for construction. Any project control points (traverse points) or benchmarks conflicting with construction of the project shall be relocated by the Contractor. The Contractor as directed by the Engineer must replace any or all stakes that are destroyed at any time during the life of the contract. The Contractor shall re-establish centerline points and stationing prior to final cross-sections by the Engineer. The Vertical Control error of closure shall not exceed 0.035 ft times [Square root of number of miles in the level run] (0.01 m times [square root of number of kilometers]). The Horizontal Control precision ratio shall have a minimum precision of 1:20,000 feet (1 meter per 20,000 meters or 1:20,000) of distance traversed prior to adjustment.
- (b) The Contractor shall perform construction centerline layout of all roadways, ramps and connections, etc. from project control points set by the Engineer. The Contractor using the profiles and typical sections provided in the plans shall calculate proposed grades at the edge of pavement or verify information shown on Grades and Geometric sheets.
- (c) The Contractor shall advise the Engineer of any horizontal or vertical alignment revisions needed to establish smooth transitions to existing facilities. The Contractor must immediately bring to the attention of the Engineer any potential drainage problem within the project limits. The Engineer must approve any proposed variation in profile, width or cross slope.
- (d) The Contractor shall establish the working points, centerlines of bearings on bridge abutments and on piers, mark the location of anchor bolts to be installed, check the elevation of bearing surfaces before and after they are ground and set anchor bolts at their exact elevation and alignment as per Contract Plans. Before completion of the fabrication of beams for bridge superstructures, the Contractor shall verify by accurate field measurements the locations both vertically and horizontally of all bearings and shall assume full responsibility for fabricated beams fitting and bearing as constructed. After beam erection and concurrently with the Department project surveyors or their designated representative, the Contractor shall survey top of beam elevations at a maximum of 10-ft (3.0-meter) stations and compute screed grades. These shall be submitted to the Engineer for review and approval before the stay in place forms are set. Construction stakes and other reference control marks shall be set at sufficiently frequent intervals to assure that all components of the structure are constructed in accordance with the lines and grades shown on the plans. The Contractor will be responsible for all structure alignment control, grade control and all necessary calculations to establish and set these controls.
- (e) The Contractor, using contract plans, shall investigate proposed construction for possible conflicts with existing and proposed utilities. The Contractor shall then report such conflicts to the Engineer for resolution. All stakes for utility relocations, which will be performed by others, after the Notice to Proceed has been given to the Contractor, shall be paid for under item 763597 - Utility Construction Engineering.
- (f) The Contractor shall be responsible for the staking of all sidewalk and curb ramp grades in accordance with the plans and the Departments Standard Construction Details. The Contractor shall review the stakeout with the Engineer prior to construction. The Engineer must approve any deviation from plans, Department Standard Construction Details and Specifications in writing. The Contractor shall be responsible for any corrective actions resulting from problems created by adjustments if they fail to obtain such approval.

- (g) If wetland areas are involved and specifically defined on the Plans the following shall apply:
- i. It is the intent of these provisions to alert the Contractor, that he/she shall not damage or destroy wetland areas, which exist beyond the construction limits. These provisions will be strictly enforced and the Contractor shall advise his/her personnel and those of any Subcontractor of the importance of these provisions.
 - ii. All clearing operations and delineation of wetlands areas shall be performed in accordance with these Special Provisions. Before any clearing operation commences the Contractor shall demarcate wetlands at the Limits of Construction throughout the entire project as shown on the Plans labeled as Limits of Construction or Wetland Delineation to the satisfaction of the Engineer.
 - iii. The material to be used for flagging the limits of construction shall be orange vinyl material with the wording "Wetland Boundary" printed thereon. In wooded areas, the flagging shall be tied on the trees, at approximate 20-foot (6.1 meter) intervals through wetland areas. In open field and yard areas that have been identified as wetlands, 3 foot (one meter) wooden grade stakes shall be driven into the ground at approximate 20 foot (6.1 meter) intervals and tied with the flagging.
 - iv. If the flagging has been destroyed and the Engineer determines that its use is still required, the Contractor shall reflag the area at no cost to the Department. If the Contractor, after notification by the Engineer that replacement flagging is needed, does not replace the destroyed flagging within 48 hours, the Engineer may proceed to have the area reflagged. The cost of the reflagging by the Engineer will be charged to the Contractor and deducted from any monies due under the Contract.
 - v. At the completion of construction, the Contractor shall remove all stakes and flagging.
 - vi. The Contractor shall be responsible for any damages to wetlands located beyond the construction limits, which occurs from his/her operations during the life of the Contract. The Contractor shall restore all temporarily disturbed wetland areas to their preconstruction conditions. This includes restoring bank elevations, streambed and wetland surface contours and wetlands vegetation disturbed or destroyed. The expense for this restoration shall be borne solely by the Contractor.
- (h) Whenever the Engineer will be recording data for establishment of pay limits, the Contractor will be invited to obtain the data jointly with the Engineer's Survey Crew(s) in order to agree with the information. If the Contractor's representative is not able to obtain the same data, then the information obtained by the Engineer shall be considered the information to be used in computing the quantities in question.

5) Submittals. All computations necessary to establish the exact position of all work from the control points shall be made and preserved by the Contractor. All computations, survey notes, electronic files, and other records necessary to accomplish the work shall be made available to the Department in a neat and organized manner at any time as directed by the Engineer. The Engineer may check all or any portion of the stakeout survey work or notes made by the Contractor and any necessary correction to the work shall be made as soon as possible. The Contractor shall furnish the Engineer with such assistance as may be required for checking all lines, grades, and measurements established by the Contractor and necessary for the execution of the work. Such checking by the Engineer shall not relieve the Contractor of his/her responsibility for the accuracy or completeness of the work. Copies of all notes must be furnished to the engineer at the completion of the project.

The Contractor shall submit any of the following at the Engineer's request:

- (a) Proposed method of recording information in field books to ensure clarity and adequacy.
- (b) A printout of horizontal control verification, as well as coordinates, differences and error of closure for all reestablished or temporary Control Points.
- (c) A printout of vertical control verification, with benchmark location elevation and differences from plan elevation.
- (d) Sketch of location of newly referenced horizontal control, with text printout of coordinates, method of reference and field notes associated with referencing control - traverse closure report.
- (e) Description of newly established benchmarks with location, elevation and closed loop survey field notes - bench closure report
- (f) All updated electronic and manuscript survey records.

- (g) Stakeout plan for each structure and culvert.
- (h) Computations for buildups over beams, screed grades and overhang form elevations.
- (i) A report showing differences between supplied baseline coordinates and field obtained coordinates, including a list of preliminary input data.
- (j) Any proposed plan alteration to rectify a construction stakeout error, including design calculations, narrative and sealed drawings.
- (k) Baseline for each borrows pit location.
- (l) Detailed sketch of proposed overhead ground mounted signs or signals showing obstructions that may interfere with their installation.
- (m) Copies of cut sheets.

Machine Control Grading

This Section of the specification shall only be used if machine control is authorized for use on the project.

Description:

This specification contains the requirements for grading operations utilizing Global Positioning Systems (GPS).

Use of this procedure and equipment is intended for grading the subgrade surface; it is not intended for the use in constructing final surface grades.

The Contractor may use any manufacturer's GPS machine control equipment and system that results in achieving the grading requirements outlined in section 202 of the standard specifications. The Contractor shall convert the electronic data provided by the Department into the format required by their system. The Department will only provide the information outlined in this document and no additional electronic data will be provided.

The Contractor shall perform at least one 500 foot test section with the selected GPS system to demonstrate that the Contractor has the capabilities, knowledge, equipment, and experience to properly operate the system and meet acceptable tolerances. The engineer will evaluate and make the determination as to whether additional 500 foot test sections are required. If the Contractor fails to demonstrate this ability to the satisfaction of the Department, the Contractor shall construct the project using conventional surveying and staking methods.

Materials:

All equipment required to perform GPS machine control grading, including equipment needed by DelDOT to verify the work, shall be provided by the Contractor and shall be able to generate end results that are in accordance with the requirements of Division 200 - EARTHWORK of the Standard Specifications.

Construction:

a. DelDOT Responsibilities:

1. The Department will set initial vertical and horizontal control points in the field for the project as indicated in the contract documents, (plans set). If the Contractor needs to establish new control points they shall be traversed from existing control points and verified to be accurate by conventional surveying techniques.
2. The Department will provide the project specific localized coordinate system.
3. The Department will provide data in an electronic format to the Contractor as indicated in the General Notes.
 - a. The information provided shall not be considered a representation of actual conditions to be encountered during construction. Furnishing this information does not relieve the Contractor from the responsibility of making an investigation of conditions to be encountered including, but not limited to site visits, and basing the

bid on information obtained from these investigations, and the professional interpretations and judgments of the Contractor. The Contractor shall assume the risk of error if the information is used for any purpose for which the information is not intended.

- b. Any assumption the Contractor makes from this electronic information shall be at their risk. If the Contractor chooses to develop their own digital terrain model the Contractor shall be fully responsible for all cost, liability, accuracy and delays.
 - c. The Department will develop and provide electronic data to the Contractor for their use as part of the contract documents in a format as indicated in the General Notes. The Contractor shall independently ensure that the electronic data will function in their machine control grading system.
4. The Files that are provided were originally created with the computer software applications MicroStation (CADD software) and INROADS (civil engineering software). The data files will be provided in the native formats and other software formats described below. The contractor shall perform necessary conversion of the files for their selected grade control equipment. The Department will furnish the Contractor with the following electronic files:
- a. CAD files
 - i. Inroads -Existing digital terrain model (.DTM)
 - ii. Inroads -Proposed digital terrain model (.DTM)
 - iii. Microstation -Proposed surface elements - triangles
 - b. Alignment Data Files:
 - i. ASCII Format
5. The Engineer shall perform spot checks of the Contractor's machine control grading results, surveying calculations, records, field procedures, and actual staking. If the Engineer determines that the work is not being performed in a manner that will assure accurate results, the Engineer may order the Contractor to redo such work to the requirements of the contract documents, and in addition, may require the Contractor to use conventional surveying and staking, both at no additional cost to the Department.

B. Contractor's Responsibilities

- 1. The Contractor shall provide the Engineer with a GPS rover and Automatic Level, for use during the duration of the contract. At the end of the contract, the GPS rover and Automatic Level will be returned to the Contractor. The Contractor shall provide a total of 8 hours of formal training on the Contractor's GPS machine control system to the Engineer and up to three additional Department appointees per rover.
- 2. The Contractor shall review and apply the data provided by the Department to perform GPS machine control grading.
- 3. The Contractor shall bear all costs, including but not limited to the cost of actual reconstruction of work, that may be incurred due to application of GPS machine control grading techniques. Grade elevation errors and associated corrections including quantity adjustments resulting from the contractor's use of GPS machine control shall be at no cost to the Department.
- 4. The Contractor shall convert the electronic data provided by the Department into a format compatible with their system.
- 5. The Contractor's manipulation of the electronic data provided by the Department shall be performed at their own risk.

6. The Contractor shall check and if necessary, recalibrate their GPS machine control system at the beginning of each workday in accordance with the manufacturer's recommendations, or more frequently as needed to meet the requirements of the project.
7. The Contractor shall meet the accuracy requirements as detailed in the Standard Specifications.
8. The Contractor shall establish secondary control points at appropriate intervals and at locations along the length of the project. These points shall be outside the project limits and/or where work is performed. These points shall be at intervals not to exceed 1000 feet. The horizontal position of these points shall be determined by conventional survey traverse and adjustments from the original baseline control points. The conventional traverse shall meet or exceed the Department's Standards. The elevation of these control points shall be established using differential leveling from the project benchmarks, forming a closed loop. A copy of all new control point information including closure report shall be provided and approved by the Engineer prior to construction activities. The Contractor shall be responsible for all errors resulting from their efforts and shall correct deficiencies to the satisfaction of the Engineer and at no additional cost to the Department.
9. The Contractor shall provide stakes at all alignment control points, at every 500 foot stationing, and where required for coordination activities involving environmental agencies and utility companies at the Contractor's expense. Work that is done solely for utility companies and that is beyond the work performed under item 763501 - Construction shall follow and be paid for under item 763597 -Utility Construction Engineering.
10. The Contractor shall at a minimum set hubs at the top of finished grade at all hinge points on the cross section at 500 foot intervals on the main line and at least 4 cross sections on side roads and ramps as directed by the engineer or as shown on the plans. Placement of a minimum of 4 control points outside the limits of disturbance for the excavation of borrow pits, Stormwater Management Ponds, wetland mitigation sites etc. These control points shall be established using conventional survey methods for use by the Engineer to check the accuracy of the construction.
11. The Contractor shall preserve all reference points and monuments that are identified and established by the Engineer for the project. If the Contractor fails to preserve these items the Contractor shall reestablish them at no additional cost to the Department.
12. The Contractor shall provide control points and conventional grades stakes at critical points such as, but not limited to, PC's, PT's, superelevation points, and other critical points required for the construction of drainage and roadway structures.
13. No less than 2 weeks before the scheduled preconstruction meeting, the Contractor shall submit to the Engineer for review a written machine control grading work plan which shall include the equipment type, control software manufacturer and version, and proposed location of the local GPS base station used for broadcasting differential correction data to rover units.
14. The Contractor shall follow the guidelines set forth in the "Geometric Geodetic Accuracy Standards and Specifications for Using GPS Relative Positioning Techniques" and follow a minimum of Second Order Class 1, (2-1) classification standards.

Automated equipment operations have a high reliance on accurate control networks from which to take measurements, establish positions, and verify locations and features. Therefore, a strong contract control network in the field which is the same or is strongly integrated with the project control used during the design of the contract is essential to the successful use of this technology with the proposed Digital Terrain Model (DTM). Consistent and well designed site calibration for all machine control operations (as described below under *Contract Control Plan*) are required to ensure the quality of the contract deliverables. The Contract Control Plan is intended to document which horizontal and vertical control will be held for these operations. Continued incorporation of the Base Station(s) as identified in the Contract Control Plan is essential to maintaining the integrity of positional locations and elevations of features. The Contract Control Plan shall be submitted to the Department for review and approval by the Departments Survey Section 3 weeks prior to the start of any machine control work. The Contractor shall operate and maintain all elements of the Machine Grade Control continuously once the operations begin until otherwise approved by the Engineer.

Contract Control Plan:

The Contractor shall develop and submit a Contract Control Plan for all contracts which use Machine Control Grading. Contract control includes all primary and secondary horizontal and vertical control which will be used for the construction contract. Upon the Contractor's completion of the initial survey reconnaissance and control verification, but prior to beginning primary field operations, the Contractor shall submit a Contract Control Plan document (signed and sealed by the Delaware licensed Land Surveyor or Delaware Professional Engineer who oversees its preparation) for acceptance by the Engineer, which shall include the following:

1. A control network diagram of all existing horizontal and vertical control recovered in the field as contract control.
2. Include a summary of the calculated closures of the existing control network, and which control has been determined to have been disturbed or out of tolerance from its original positioning.
3. An explanation of which horizontal and vertical control points will be held for construction purposes. If necessary include all adjustments which may have been made to achieve required closures.
4. An explanation of what horizontal and vertical control (including base stations) was set to accomplish the required stakeout or automated machine operation. Include how the position of these new control points was determined.
5. Describe the proposed method and technique (technology and quality control) for utilizing the control to establish the existing and/or proposed feature location and to verify the completed feature location and/or measured quantity.
6. A listing of the horizontal and vertical datums to be used and the combined factor to be used to account for ellipsoidal reduction factor and grid scale factor.
7. If the Contractor chooses to use machine control as a method of measuring and controlling excavation, fill, material placement or grading operations as a method of measuring and controlling excavation, fill, material placement or grading operations, the Contractor Control Plan shall include the method by which the automated machine guidance system will initially be site calibrated to both the horizontal and vertical contract control, and shall describe the method and frequency of the calibration to ensure consistent positional results.
8. Issues with equipment including inconsistent satellite reception of signals to operate the GPS machine control system will not result in adjustment to the "Basis of Payment" for any construction items or be justification for granting contract time extension.

Method of Measurement:

The quantity of Construction Engineering will not be measured.

Basis of Payment:

Payment will be made at the Lump Sum price bid for the item "Construction Engineering". The price bid shall include the cost of furnishing all labor, equipment, instruments, stakes and other material necessary to satisfactorily complete the work as herein described under this item for all roads and structures that are a part of the contract. Adjustment in payment will be made for the deletion or addition of work not shown in the contract documents.

Monthly payment will be made under this item in proportion to the amount of work done as determined by the Engineer.

3/27/15

908513 - SALT TOLERANT SEEDING**Description:**

This work consist of furnishing and placing salt tolerant seed on locations subject to a high soil pH, saline sites or alkaline soils of pH 7.5, in accordance with notes and details on the Plans these specifications and directions from the Engineer.

Materials:

Add the following after the end of 908.02 (C.3) of the Standard Specifications:

Salt Tolerant Seeding:

Species Name Common / (Latin)	Max. % Weed Seeds	Min % Purity	Min % Germination	Seeding Rate lb/Ac
Annual Ryegrass (<i>Lolium multiflorum</i>)	0.15	98	90	40
Red Fescue (<i>Festuca rubra</i> L.)	0.15	98	85	30
Hard Fescue Mixture (<i>Festuca longifolia</i> and <i>Festuca trachyphylla</i>)	0.15	98	85	90
'Fults' or 'Fults II' Alkaligrass (<i>Puccinellia distans</i>)	0.15	95	80	60
Redtop (<i>Agrostis alba</i>)	0.75	95	90	30
Total Seed Quantity (lb/Ac)				250

All seed shall be fresh, clean, from new crop seed, and delivered to the site in original unopened tagged packages in accordance with the Delaware Code and respective State laws.

Construction Methods:

As per Section 908.03 Soil Stabilization Practices with changes to methods as shown on the Plans.

Application of the Salt Tolerant Seeding shall only occur between the following dates:

March 1st to May 31st and September 1st to October 15th.

Method of Measurement:

As per Section 908.05 - Soil Stabilization Practices.

Basis of Payment:

As per Section 908.06 - Soil Stabilization Practices.

8/7/15



STATE OF DELAWARE
DEPARTMENT OF TRANSPORTATION
800 BAY ROAD
P.O. Box 778
DOVER, DELAWARE 19903

JENNIFER COHAN
SECRETARY

UTILITY STATEMENT

July 31, 2015

REVISED August 14, 2015

2nd REVISION August 28, 2015

STATE CONTRACT No. T201607303
F.A.P. No. EBROS-S039 (2)
PROJECT I.D. NO. 13-03039
PRIME HOOK ROAD IMPROVEMENTS
SUSSEX COUNTY

The following utility companies maintain facilities within the project limits:

Comcast Cablevision of Delmarva, Inc.
Delaware Electric Cooperative, Inc.
Verizon Delaware LLC

Utility adjustments and/or relocations shall be performed as narrated, but are not limited to the following:

Comcast Cablevision of Delmarva, Inc.

Comcast maintains a buried fiber optic cable buried along the north side (left side of the construction alignment) of Prime Hook Road.

Comcast proposes to replace the existing fiber optic cable by Directional bore conduit from Sta. 12+25 to Sta. 16+00.

- Comcast proposed to have DEC install conduit in the same trench as DEC's underground electric cable.
- Once the conduit is installed by DEC, Comcast will pull the fiber optic cable through the conduit and reconnect to the existing fiber optic cable.

Comcast will complete these changes in advance of the contract. These relocations/adjustments are expected to take approximately 30 calendar days to complete after the company has been given a minimum of 30 calendar days advance notice that work shall begin, the right-of-way and proposed work has been laid out in the field.

Prior to the State Contractor beginning work, the contractor shall contact Comcast to confirm the presence and location of the newly relocated Comcast underground facilities.

Delaware Electric Cooperative, Inc. (DEC)

DEC maintains a buried cable buried along the north side (left side of the construction alignment) of Prime Hook Road.

DEC proposes to replace the existing buried cable by Directional bore from Sta. 12+25 to Sta. 16+00.

- DEC will directional bore a new electric cable and conduit for Comcast approximately 2 feet inside of the right-of-way line and reconnect to the existing buried cable. The cable and conduit is to be 5 feet below the channel bed elevation (approximately 15 feet deep).

DEC will complete these changes in advance of the contract in either fall/early winter 2015 or early spring 2016 in advance of the contract. The electric service is a one way feed to the Prime Hook residences and timing of the relocation is critical. These relocations/adjustments are expected to take approximately 14 calendar days to complete after the company has been given a minimum of 30 calendar days advance notice that work shall begin, the right-of-way and proposed work has been laid out in the field.

Prior to the State Contractor beginning work, the contractor shall contact DEC to confirm the presence and location of the newly relocated DEC underground facilities.

Verizon Delaware LLC

Verizon maintains a buried 50 pair cable buried along the south side (right side of the construction alignment) of Prime Hook Road.

Verizon proposes to replace the existing buried cable by Directional bore from Sta. 12+00 to Sta. 20+00.

- A new pedestal will be installed at Sta.12+00 to reconnect the exist cable with the newly installed cable approximately 17 feet right of the construction alignment.
- From Sta. 12+00 to Sta. 12+47, Verizon will directional bore diagonally across the roadway. Due to the narrow road, the crossing will be diagonal rather than the usual perpendicular as the bore machine will be set up parallel to the road.
- From Sta. 12+47 to Sta. 13+50, Verizon will install new cable by directional bore approximately 17 feet left of the construction alignment (north side of the roadway). In the area of the proposed guardrail, the new cable will be below it to avoid conflict. From Sta. 13+50 to Sta. 14+50, in the area of the proposed channel, Verizon will install new cable by directional bore approximately 22 feet left (approximately 3' from the right-of-way line) of the construction alignment (north side of the roadway) and will be buried at a minimum of 15 feet below existing road surface in the area of the new bridge.
- From Sta. 14+50 to Sta. 19+47, Verizon will install new cable by directional bore approximately 17 feet left of the construction alignment (north side of the roadway). In the area of the proposed guardrail, the new cable will be below it to avoid conflict.
- From Sta. 19+47 to Sta. 20+00, Verizon will directional bore diagonally across the roadway. Due to the narrow road, the road crossings at both ends will be diagonal rather than the usual perpendicular as the bore machine will be set up parallel to the road.
- A new pedestal will be installed at Sta. 20+00 to reconnect the exist cable with the newly installed cable approximately 17 feet right of the construction alignment.

Verizon of Delaware Inc. will complete these changes in advance of the contract. These relocations/adjustments are expected to take approximately 30 calendar days to complete after the company has been given a minimum of 30 calendar days advance notice that work shall begin, the right-of-way and proposed work has been laid out in the field.

Prior to the State Contractor beginning work, the contractor shall contact Verizon to confirm the presence and location of the newly relocated Verizon underground facilities.

General Notes

1. The Contractor's attention is directed to Section 105.09 Utilities, Delaware Standard Specifications, August 2001. The Contractor shall contact Miss Utility (1-800-282-8555) two working days prior to any excavation. The Contractor is responsible for the support and protection of all utilities when excavating. The Contractor is responsible for ensuring proper clearances, including safety clearances, from overhead utilities for construction equipment. The Contractor is advised to check the site for access purposes for his equipment and, if necessary, make arrangements directly with the utility companies for field adjustments for adequate clearances.
2. The information shown in the Contract Documents, including the Utility Statement and the Utility Schedule contained herein, concerning the location, type and size of existing and proposed utilities, their locations, and construction timing has been compiled by the preparer based on information furnished by each of the involved Utility Companies. It shall be the responsibility of the State's Contractor to verify all information and coordinate with the Utility Companies prior to and during construction, as specified in Section 105.09 of the Standard Specifications.
3. It is understood and agreed that the Contractor has considered in his bid all permanent and temporary utility appurtenances in their present and relocated positions as shown on the plans or described in the Utility Statement or are readily discernible and that no additional compensation will be allowed for any delays, inconvenience, or damage due to any interference from the utility facilities and appurtenances or the operation of moving them, except that the Contractor may be granted an equitable extension of time.
4. Coordination and cooperation among the Utility Companies and the State's Contractor are of prime importance. Therefore, the Contractor is directed to contact the following Utility Company representatives with any questions regarding this work prior to submitting bids and work schedules. Proposed work schedules should reflect the Utility Companies' proposed relocations. The Utility Companies do not work on weekends or legal holidays.
5. As outlined in Chapter 3 of the DelDOT Utilities Manual, individual utility companies are responsible for obtaining all required permits from municipal, State and federal government agencies and railroads. This includes but is not limited to water quality permits/DNREC Water Quality Certification, DNREC Subaqueous Lands/Wetlands permits, DNREC Coastal Zone Consistency Certification, County Floodplain permits (New Castle County only), U.S. Coast Guard permits, US Army Corps 404 permits, sediment and erosion permits, and railroad crossing permits.

6. Utility companies are required to restore any areas disturbed in conjunction with their relocation work. If an area is disturbed by a utility company and is not properly restored, the Department may have the highway contractor perform the necessary restoration. Any additional costs incurred as a result will be forwarded to the utility company.
7. Individual utility companies are required to restore any areas disturbed in conjunction with their relocation work. If an area is disturbed by a utility company and is not properly restored, the Department may have the highway contractor perform the necessary restoration. Any additional costs incurred as a result will be forwarded to the utility company.

Jim Spencer	Comcast Cablevision of Delmarva, Inc.	(302) 672-5975
Bo Royal	Comcast Cablevision of Delmarva, Inc.	(302) 841-6305
Tom Wright	Delaware Electric Cooperative, Inc.	(302) 349-3130
George Zang	Verizon Delaware LLC	(302) 422-1480

DIVISION OF TRANSPORTATION SOLUTIONS

9/15/15

DATE



UTILITY COORDINATOR

**STATE OF DELAWARE
DEPARTMENT OF TRANSPORTATION
PO BOX 778
DOVER, DELAWARE 19903**

CERTIFICATE OF RIGHT-OF-WAY STATUS

STATE PROJECT NO. T201607303

F.A.P. NO. EBROS-S039(02)

PRIME HOOK ROAD IMPROVEMENTS

SUSSEX COUNTY

Certificate of Right-of-Way Status – 100%

Status - LEVEL 1

As required by 23 CFR, Part 635, and other pertinent Federal and State regulations or laws, the following certifications are hereby made in reference to this highway project:

All necessary real property interests have been acquired in accordance with current FHWA/State directives covering the acquisition of real property; and,

All necessary rights-of-way, including control of access rights when pertinent, have been acquired including legal and physical possession; and,


All project rights of way are currently available in accordance with the project right-of-way plans; and,

Any residential displaced individuals or families have been relocated to decent, safe and sanitary housing, or adequate replacement housing has been made available in accordance with the provisions of the current Federal Highway Administration (FHWA) directive(s) covering the administration of the Highway Relocation Assistance Program; and,

All occupants have vacated the lands and improvements; and,

The State has physical possession and the right to remove, salvage, or demolish any improvements acquired as part of this project, and enter on all land.

RIGHT OF WAY SECTION



Robert Cunningham
Chief of Right of Way

September 15, 2015

(Revised Project & FAP number)



STATE OF DELAWARE
DEPARTMENT OF TRANSPORTATION
800 BAY ROAD
P.O. BOX 778
DOVER, DELAWARE 19903

JENNIFER COHAN
SECRETARY

September 16, 2015

STIPULATED

ENVIRONMENTAL REQUIREMENTS

FOR

State Contract No. T201607303
Federal Aid No.: EBROS-S039(02)

Contract Title: Prime Hook Road Improvements

In accordance with the procedural provisions for implementing the National Environmental Policy Act of 1969, as amended, the referenced project has been processed through the Department's Environmental Review Procedures and has been classified as a Level D/ Class II Action. As such, a Categorical Exclusion has been prepared to evaluate potential adverse impacts resulting from construction of the proposed project (per 23 CFR 771.117 d(3)) and is consistent with current 23 CFR 771.117 (a) and (d) criteria. The following special provisions have been developed to mitigate and/or minimize these impacts.

PERMIT REQUIREMENTS:

The construction work that will occur involves the replacement of two-18 inch diameter high density polyethylene pipe (HDPE) with a 73-foot span next beam bridge (BR 3-822), located on Prime Hook Road (S039) within the Prime Hook National Wildlife Refuge, northeast of Milton, Sussex County, Delaware requires permit approval from the agencies listed below. It is the responsibility of the contracting agency -- the Delaware Department of Transportation, Division of Transportation Solutions -- to obtain the necessary permits to ensure that the contractor complies with the requirements and conditions established by the regulatory agencies. Written authorization from the permitting agencies is required and paperwork for on-site posting is anticipated. As such, the construction work that will occur for the replacement of the two 18-inch diameter HDPE pipes with a 73-foot span next beam bridge (BR 3-822), Sussex County, Delaware is authorized under the permits/exemptions listed below:

REQUIRED PERMITS AND APPROVAL STATUS:

- U.S. Army Corps of Engineers (COE) - Nationwide Permit (NWP) # 23
Preconstruction Notification (PCN) required – **pending**
- Delaware Department of Natural Resources and Environmental Control (DNREC)
– Wetlands and Subaqueous Lands Permit – **pending**
- **DNREC Coastal Zone Management (CZM)** – Issued (project is not located in CRW)
- **DNREC Water Quality Certification** – Issued (project is not located in CRW)

SPECIFIC REQUIREMENTS:

Compliance with all requirements of the permits is the responsibility of the contractor, who will follow all special conditions or requirements as stated within those permits. The contractor will be subject to penalties, fines, and the risk of shut down as mandated by laws governing permitting agencies if such conditions and requirements are violated or ignored. Therefore, all special conditions, general requirements, and/or other required provisions specified within the permits must be followed. Those obligations are indicated or listed within the permit package, which can be obtained from the DelDOT Contract Administration Office.

Additional requirements by DelDOT not specified within the permits, but listed below, are also the responsibility of the contractor. Noncompliance with these requirements may result in shut down of the project at the contractor's expense.

1. The contractor shall employ measures during construction to prevent spills of fuels or lubricants. If a spill should occur, efforts shall be undertaken to prevent its entry into wetlands, aquatic, or drainage areas. Any spills entering wetlands, aquatic, or drainage areas shall be removed immediately. The Division of Water Resources (DNREC), Wetlands & Aquatic Protection Branch, 302-739-4691, shall be notified of any spill(s) within six (6) hours of their occurrence. That office will determine the effectiveness of spill and contamination removal and specify remediation efforts as necessary.
2. All construction debris, excavated material, brush, rocks, and refuse incidental to the work shall be placed either on shore above the influence of flood waters or on some suitable disposal site approved by the department.
3. The disposal of trees, brush, and other debris in any stream corridor, wetland surface water or any drainage ditch is prohibited.
4. There shall be no stockpiling of construction materials or temporary fills in wetlands or subaqueous lands unless otherwise specified on project plans and approved by permitting

agencies that govern them. It is the contractor's responsibility to coordinate and secure those additional permits/amendments in deviating from the plan.

5. Construction debris shall be kept from entering adjacent waterways, wetlands, ground cover, or drainage areas. Any debris that enters these areas shall be removed immediately. Netting, mats, or establishing confined work areas in stages may be necessary to address these issues.
6. Refuse material resulting from routine maintenance of worker equipment and heavy machinery is prohibited from being disposed or deposited onto or into the ground. All used oils and filters must be recycled or disposed of properly.
7. Use of harmful chemical wash water to clean equipment or machinery is discouraged. If undertaken, the residue water and/or material must be collected or contained such that it will be disposed of properly. It shall not be deposited or disposed of in waterways, streams, wetlands, or drainage areas.
8. The contractor shall follow all requirements as indicated in the Environmental Compliance Sheet. It is be the contractor's responsibility to ensure that workers also follow this requirement. As part of the restrictions, please note the timetables reflected in the contract for the in-stream/water work for endangered species protection.
9. Fill material shall be free of oil and grease, debris, wood, general refuse, plaster and other pollutants, and shall contain no broken asphalt.

ENVIRONMENTAL COMPLIANCE SHEET:

The contractor shall pay special attention to specific construction requirements as indicated in the Environmental Compliance Sheet (sheets 25 and 26).

1. Please note the environmental requirement as indicated in Note 2B Endangered Species (sheet 25) – for Osprey
2. Please note the environmental requirement as indicated in Note 3 on sheet 25 for Cultural Resource Issues.
3. Specifically, please note the environmental requirements as indicated on sheet 26 in:
 - Note 4 on for Stream Restoration and Slope Riprap Treatment:
 - Note 5 for Protection of Resources
4. DelDOT Environmental Studies Section (302) 760-2264 must be notified if there are any changes to the project methods, footprint, materials, or designs, to allow the Department to coordinate with the appropriate resource agencies (COE, DNREC, and SHPO), for approval.



STATE OF DELAWARE
DEPARTMENT OF TRANSPORTATION
800 BAY ROAD
P.O. Box 778
DOVER, DELAWARE 19903

JENNIFER COHAN
SECRETARY

RAILROAD STATEMENT

For

State Contract No.: T201607303

Federal Aid No.: EBROS-S039(02)

Project Title: Prime Hook Road Improvements

The following railroad companies maintain facilities within the contract limits:


- | | |
|--|---|
| <input type="checkbox"/> Amtrak | <input type="checkbox"/> Maryland & Delaware |
| <input type="checkbox"/> CSX | <input type="checkbox"/> Norfolk Southern |
| <input type="checkbox"/> Delaware Coast Line | <input type="checkbox"/> Wilmington & Western |
| <input type="checkbox"/> East Penn | <input checked="" type="checkbox"/> None |

DOT Inventory No.: _____ No. Trains/Day: _____ Passenger Trains (Y / N): _____

In accordance with 23 CFR 635, herein is the railroad statement of coordination (check one):

- ☒ No Railroad involvement.
- ☐ Railroad Agreement unnecessary but railroad flagging required. The contractor shall follow requirements stated in the DelDOT Maintenance of Railroad Traffic Item in the Special Provisions. Contractor shall coordinate railroad flagging with DelDOT's Railroad Program Manager at (302) 760-2183.
- ☐ Railroad Agreement required. The necessary railroad agreement, attached, is complete and fully executed. Railroad related work to be undertaken and completed as required for proper coordination with physical construction schedules. The Contractor shall follow requirements stated in the DelDOT Maintenance of Railroad Traffic Item in the Special Provisions. Contractor shall coordinate railroad flagging with DelDOT's Railroad Program Manager at (302) 760-2183.

Approved As To Form:



Robert A. Perrine
DelDOT Railroad Program Manager

9/15/15

DATE

BID PROPOSAL FORMS

CONTRACT T201607303.01

FEDERAL AID PROJECT EBROS-S039(02)

DELAWARE DEPARTMENT OF TRANSPORTATION
SCHEDULE OF ITEMS

PAGE: 1
DATE:

CONTRACT ID: T201607303.01

PROJECT(S): EBROS-S039(02)

All figures must be typewritten.

CONTRACTOR :

LINE NO	ITEM DESCRIPTION	APPROX. QUANTITY AND UNITS	UNIT PRICE		BID AMOUNT	
			DOLLARS	CTS	DOLLARS	CTS

SECTION 0001 PROJECT ITEMS

0010	201000 CLEARING AND GRUBBING	LUMP		LUMP		
0020	202000 EXCAVATION AND EMBANKMENT	CY	2175.000			
0030	203000 CHANNEL EXCAVATION	CY	1650.000			
0040	207000 EXCAVATION AND BACKFILL FOR STRUCTURES	CY	88.000			
0050	208001 FLOWABLE FILL	CY	6.000			
0060	209002 BORROW, TYPE B	CY	100.000			
0070	209003 BORROW, TYPE C	CY	1060.000			
0080	210000 FURNISHING BORROW TYPE "C" FOR PIPE, UTILITY TRENCH, AND STRUCTURE BACKFILL	CY	30.000			
0090	212000 UNDERCUT EXCAVATION	CY	200.000			

DELAWARE DEPARTMENT OF TRANSPORTATION
SCHEDULE OF ITEMS

PAGE: 2
DATE:

CONTRACT ID: T201607303.01

PROJECT(S): EBROS-S039(02)

All figures must be typewritten.

CONTRACTOR :

LINE NO	ITEM DESCRIPTION	APPROX. QUANTITY AND UNITS	UNIT PRICE		BID AMOUNT	
			DOLLARS	CTS	DOLLARS	CTS
0100	302007 GRADED AGGREGATE BASE COURSE, TYPE B	1130.000 CY				
0110	302011 DELAWARE NO. 3 STONE	1175.000 TON				
0120	401801 BITUMINOUS CONCRETE, SUPERPAVE, TYPE C, 160 GYRATIONS PG 64-22 (CARBONATE STONE)	560.000 TON				
0130	401810 BITUMINOUS CONCRETE, SUPERPAVE, TYPE B, 160 GYRATIONS, PG 64-22	665.000 TON				
0140	401819 BITUMINOUS CONCRETE, SUPERPAVE, BITUMINOUS CONCRETE BASE COURSE, 160 GYRATIONS, PG 64-22	465.000 TON				
0150	406001 BITUMINOUS CONCRETE PATCHING	850.000 SYIN				
0160	601520 TEMPORARY TIMBER MAT	LUMP	LUMP			
0170	602015 PORTLAND CEMENT CONCRETE MASONRY, ABUTMENT ABOVE FOOTING, CLASS A	39.000 CY				
0180	602017 PORTLAND CEMENT CONCRETE MASONRY, PARAPET, CLASS A	24.000 CY				

DELAWARE DEPARTMENT OF TRANSPORTATION
SCHEDULE OF ITEMS

PAGE: 3
DATE:

CONTRACT ID: T201607303.01

PROJECT(S): EBROS-S039(02)

All figures must be typewritten.

CONTRACTOR :

LINE NO	ITEM DESCRIPTION	APPROX. QUANTITY AND UNITS	UNIT PRICE		BID AMOUNT	
			DOLLARS	CTS	DOLLARS	CTS
0190	602616 WATERPROOFING P.C. C. MASONRY SURFACES	150.000 SF				
0200	604000 BAR REINFORCEMENT, EPOXY COATED	6700.000 LB				
0210	606002 METAL BRIDGE RAILING, ALUMINUM	72.000 LF				
0220	606510 HANDRAIL, TYPE I	32.000 LF				
0230	608000 COARSE AGGREGATE FOR FOUNDATION STABILIZATION AND SUBFOUNDATION BACKFILL	30.000 TON				
0240	618081 FURNISH PRECAST PRESTRESSED CONCRETE PILE, 14" X 14"	480.000 LF				
0250	618091 FURNISH PRECAST PRESTRESSED CONCRETE TEST PILE, 14" X 14"	130.000 LF				
0260	618516 ULTRA HIGH PERFORMANCE CONCRETE	280.000 CF				
0270	619061 INSTALL PRECAST PRESTRESSED CONCRETE PILE, 14" X 14"	480.000 LF				
0280	619067 INSTALL PRECAST PRESTRESSED CONCRETE TEST PILE, 14" X 14"	130.000 LF				

DELAWARE DEPARTMENT OF TRANSPORTATION
SCHEDULE OF ITEMS

PAGE:
DATE:

4

CONTRACT ID: T201607303.01

PROJECT(S): EBROS-S039(02)

All figures must be typewritten.

CONTRACTOR :

LINE NO	ITEM DESCRIPTION	APPROX. QUANTITY AND UNITS	UNIT PRICE		BID AMOUNT	
			DOLLARS	CTS	DOLLARS	CTS
0290	619519 DYNAMIC PILE TESTING BY CONTRACTOR	4.000 EACH				
0300	622007 STEEL SHEET PILES, PZ 22	2450.000 SF				
0310	623000 PRESTRESSED REINFORCED CONCRETE MEMBERS	LUMP	LUMP			
0320	712021 RIPRAP, R-5	160.000 TON				
0330	712531 CHANNEL BED FILL	22.000 CY				
0340	713001 GEOTEXTILES, STABILIZATION	10500.000 SY				
0350	713003 GEOTEXTILES, RIPRAP	300.000 SY				
0360	720050 GALVANIZED STEEL BEAM GUARDRAIL, TYPE 1-31	200.000 LF				
0370	720556 BOLLARD	1.000 EACH				
0380	720585 GUARDRAIL END TREATMENT ATTENUATOR, TYPE 1-31	4.000 EACH				

DELAWARE DEPARTMENT OF TRANSPORTATION
SCHEDULE OF ITEMS

PAGE: 5
DATE:

CONTRACT ID: T201607303.01

PROJECT(S): EBROS-S039(02)

All figures must be typewritten.

CONTRACTOR :

LINE NO	ITEM DESCRIPTION	APPROX. QUANTITY AND UNITS	UNIT PRICE		BID AMOUNT	
			DOLLARS	CTS	DOLLARS	CTS
0390	725003 GUARDRAIL TO BARRIER CONNECTION, APPROACH TYPE 2-31	4.000 EACH				
0400	743000 MAINTENANCE OF TRAFFIC	LUMP	LUMP			
0410	743004 FURNISH AND MAINTAIN PORTABLE CHANGEABLE MESSAGE SIGN	10.000 EADY				
0420	743006 PLASTIC DRUMS	3100.000 EADY				
0430	743010 FURNISH AND MAINTAIN TRUCK MOUNTED ATTENUATOR, TYPE II	170.000 EADY				
0440	743023 TEMPORARY BARRICADES, TYPE III	4200.000 LFDY				
0450	743024 TEMPORARY WARNING SIGNS AND PLAQUES	2250.000 EADY				
0460	743052 FLAGGER, SUSSEX COUNTY, STATE	575.000 HOUR				
0470	743064 FLAGGER, SUSSEX COUNTY, STATE, OVERTIME	100.000 HOUR				
0480	748015 PERMANENT PAVEMENT STRIPING, SYMBOL/LEGEND ALKYD-THERMOPLAST IC	100.000 SF				

DELAWARE DEPARTMENT OF TRANSPORTATION
SCHEDULE OF ITEMS

PAGE: 6
DATE:

CONTRACT ID: T201607303.01

PROJECT(S): EBROS-S039(02)

All figures must be typewritten.

CONTRACTOR :

LINE NO	ITEM DESCRIPTION	APPROX. QUANTITY AND UNITS	UNIT PRICE		BID AMOUNT	
			DOLLARS	CTS	DOLLARS	CTS
0490	748530 REMOVAL OF PAVEMENT STRIPING	200.000 SF				
0500	748548 PERMANENT PAVEMENT STRIPING, EPOXY RESIN PAINT, WHITE/YELLOW, 5"	9372.000 LF				
0510	748554 PREFORMED RETROREFLECTIVE THERMOPLASTIC PAVEMENT MARKINGS, PEDESTRIAN SYMBOL	1.000 EACH				
0520	749687 INSTALLATION OR REMOVAL OF TRAFFIC SIGN(S) ON SINGLE SIGN POST	11.000 EACH				
0530	759006 FIELD OFFICE, TYPE III	6.000 EAMO				
0540	760510 HIGH FRICTION SURFACE TREATMENT	211.000 SY				
0550	762001 SAW CUTTING, BITUMINOUS CONCRETE	500.000 LF				
0560	763000 INITIAL EXPENSE	LUMP	LUMP			
0570	763501 CONSTRUCTION ENGINEERING	LUMP	LUMP			
0580	905001 SILT FENCE	750.000 LF				

DELAWARE DEPARTMENT OF TRANSPORTATION
SCHEDULE OF ITEMS

PAGE:
DATE:

7

CONTRACT ID: T201607303.01

PROJECT(S): EBROS-S039(02)

All figures must be typewritten.

CONTRACTOR :

LINE NO	ITEM DESCRIPTION	APPROX. QUANTITY AND UNITS	UNIT PRICE		BID AMOUNT	
			DOLLARS	CTS	DOLLARS	CTS
0590	906001 PORTABLE SEDIMENT TANK	1.000 EACH				
0600	906003 SUMP PIT	1.000 EACH				
0610	908001 TOPSOIL (TON)	10.000 TON				
0620	908004 TOPSOIL, 6" DEPTH	1800.000 SY				
0630	908017 TEMPORARY GRASS SEEDING	1600.000 SY				
0640	908020 EROSION CONTROL BLANKET MULCH	50.000 SY				
0650	908513 SALT TOLERANT SEEDING	1865.000 SY				
0660	909004 TURBIDITY CURTAIN, FLOATING	1950.000 LF				
	SECTION 0001 TOTAL					
	TOTAL BID					

CERTIFICATION
Contract No. T201607303.01
Federal Aid Project No. EBROS-S039(02)

The undersigned bidder, _____
whose address is _____
and telephone number is _____ hereby certifies the following:

I/We have carefully examined the location of the proposed work, the proposed plans and specifications, and will be bound, upon award of this contract by the Department of Transportation, to execute in accordance with such award, a contract with necessary surety bond, of which contract this proposal and said plans and specifications shall be a part, to provide all necessary machinery, tools, labor and other means of construction, and to do all the work and to furnish all the materials necessary to perform and complete the said contract within the time and as required in accordance with the requirements of the Department of Transportation, and at the unit prices for the various items as listed on the preceding pages.

Bidder's Certification Statement [US DOT Suspension and Debarment Regulation (49 CFR 29)]:

NOTICE: All contractors who hold prime contracts (Federal Aid) with DelDOT are advised that the prime contractor and subcontractors are required to submit to DelDOT a signed and notary attested copy of the Bidder Certification Statement for each and every subcontract that will be utilized by the prime contractor. This Certification **must** be filed with DelDOT prior to written approval being granted for each and every subcontractor. Copies of the Certification Form are available from the appropriate District Construction Office.

Under penalty of perjury under the laws of the United States, that I/We, or any person associated therewith in the capacity of (owner, partner, director, officer, principal, investigator, project director, manager, auditor, or any position involving the administration federal funds):

- a. am/are not currently under suspension, debarment, voluntary exclusion, or determination of ineligibility by any federal agency;
- b. have not been suspended, debarred, voluntarily excluded or determined ineligible by any federal agency within the past 3 years;
- c. do not have a proposed debarment pending; and,
- d. have not been indicted, convicted, or had a civil judgement rendered against (it) by a court of competent jurisdiction in any matter involving fraud or official misconduct within the past 3 years.

Exceptions will not necessarily result in denial of award, but will be considered in determining bidder responsibility. For any exception noted, indicate below to whom it applies, initiating agency, and dates of action. Providing false information may result in criminal prosecution or administrative sanctions.

(Insert Exceptions)

DBE Program Assurance:

NOTICE: In accordance with 49 CFR Part 26 the undersigned, a legally authorized representative of the bidder listed below, must complete this assurance.

By its signature affixed hereto, assures the Department that it will attain DBE participation as indicated:

Disadvantaged Business Enterprise _____ percent (blank to be filled in by bidder)

The foregoing quantities are considered to be approximate only and are given as the basis for comparison of bids. The Department of Transportation may increase or decrease the amount of any item or portion of the work as may be deemed necessary or expedient. Any such increase or decrease in the quantity for any item will not be regarded as a sufficient ground for an increase or decrease in the unit prices, nor in the time allowed for the completion of the work, except as provided in the contract.

Accompanying this proposal is a surety bond or a security of the bidder assigned to the Department of Transportation, for at least ten (10) percentum of total amount of the proposal, which deposit is to be forfeited as liquidated damages in case this proposal is accepted, and the undersigned shall fail to execute a contract with necessary bond, when required, for the performance of said contract with the Department of Transportation, under the conditions of this proposal, within twenty (20) days after date of official notice of the award of the contract as provided in the requirement and specifications hereto attached; otherwise said deposit is to be returned to the undersigned.

I/We are licensed, or have initiated the license application as required by Section 2502, Chapter 25, Title 30, of the Delaware Code.

By submission of this proposal, each person signing on behalf of the bidder, certifies as to its own organization, under penalty of perjury, that to the best of each signer's knowledge and belief:

1. The prices in this proposal have been arrived at independently without collusion, consultation, communication, or Agreement with any other bidder or with any competitor for the purpose of restricting competition.
2. Unless required by law, the prices which have been quoted in this proposal have not been knowingly disclosed and will not knowingly be disclosed by the bidder, directly or indirectly, to any other bidder or competitor prior to the opening of proposals.
3. No attempt has been made or will be made by the bidder to induce any other person, partnership, or corporation to submit or not to submit a proposal for the purpose of restricting competition.

I/We acknowledge receipt and incorporation of addenda to this proposal as follows:

No.	Date	No.	Date	No.	Date	No.	Date	No.	Date
-----	------	-----	------	-----	------	-----	------	-----	------

BIDDERS MUST ACKNOWLEDGE RECEIPT OF ALL ADDENDA

MUST INSERT DATE OF FINAL QUESTIONS AND ANSWERS ON WEBSITE: _____

Sealed and dated this _____ day of _____ in the year of our Lord two thousand _____ (20____).

Name of Bidder (Organization)

Corporate
Seal

By:

Authorized Signature

Attest _____

Title

SWORN TO AND SUBSCRIBED BEFORE ME this ____ day of _____, 20____.

Notary
Seal

Notary

BID BOND

TO ACCOMPANY PROPOSAL
(Not necessary if security is used)

KNOW ALL MEN BY THESE PRESENTS That: _____
of _____ in the County of _____ and State of _____ as
Principal, and _____ of _____ in the County of
_____ and State of _____ as **Surety**, legally authorized to do business in the State of
Delaware ("**State**"), are held and firmly unto the **State** in the sum of _____
Dollars (\$ _____), or _____ percent not to exceed _____
Dollars (\$ _____) of amount of bid on

Contract No. T201607303.01 _____, to be paid to the **State** for the use and benefit of its Department of
Transportation ("**DelDOT**") for which payment well and truly to be made, we do bind ourselves, our and
each of our heirs, executors, administrators, and successors, jointly and severally for and in the whole
firmly by these presents.

NOW THE CONDITION OF THIS OBLIGATION IS SUCH That if the above bounden
Principal who has submitted to the **DelDOT** a certain proposal to enter into this contract for the
furnishing of certain materiel and/or services within the **State**, shall be awarded this Contract, and if said
Principal shall well and truly enter into and execute this Contract as may be required by the terms of this
Contract and approved by the **DelDOT**, this Contract to be entered into within twenty days after the date
of official notice of the award thereof in accordance with the terms of said proposal, then this obligation
shall be void or else to be and remain in full force and virtue.

Sealed with _____ seal and dated this _____ day of _____ in the year of our Lord
two thousand and _____ (20____).

SEALED, AND DELIVERED IN THE
presence of

Name of Bidder (Organization)

Corporate
Seal

By:

Authorized Signature

Attest _____

Title

Name of Surety

Witness: _____

By:

Title